

SECURITIES AND EXCHANGE COMMISSION
WASHINGTON, D.C. 20549
FORM 10-K

(Mark One)

☒ **ANNUAL REPORT PURSUANT TO SECTION 13 OR 15(d) OF THE SECURITIES EXCHANGE ACT OF 1934**

FOR THE FISCAL YEAR ENDED December 31, 2016

OR

☐ **TRANSITION REPORT PURSUANT TO SECTION 13 OR 15(d) OF THE SECURITIES EXCHANGE ACT OF 1934**

Commission File No. 1-10410

CAESARS ENTERTAINMENT CORPORATION

(Exact name of registrant as specified in its charter)

Delaware
(State of incorporation)

62-1411755
(I.R.S. Employer Identification No.)

One Caesars Palace Drive, Las Vegas, Nevada
(Address of principal executive offices)

89109
(Zip code)

Registrant's telephone number, including area code:
(702) 407-6000

SECURITIES REGISTERED PURSUANT TO SECTION 12(b) OF THE ACT:

| <u>Title of each class</u> | <u>Name of each exchange on which registered</u> |
|--------------------------------|--|
| Common stock, \$0.01 par value | NASDAQ Global Select Market |

SECURITIES REGISTERED PURSUANT TO SECTION 12(g) OF THE ACT:

None

Indicate by check mark if the registrant is a well-known seasoned issuer, as defined in Rule 405 of the Securities Act. Yes ☐ No ☒

Indicate by check mark if the registrant is not required to file reports pursuant to Section 13 or Section 15(d) of the Act. Yes ☐ No ☒

Indicate by check mark whether the registrant (1) has filed all reports required to be filed by Section 13 or 15(d) of the Securities Exchange Act of 1934 during the preceding 12 months (or for such shorter period that the registrant was required to file such reports), and (2) has been subject to such filing requirements for the past 90 days. Yes ☒ No ☐

Indicate by check mark whether the registrant has submitted electronically and posted on its corporate Web site, if any, every Interactive Data File required to be submitted and posted pursuant to Rule 405 of Regulation S-T (§232.405 of this chapter) during the preceding 12 months (or for such shorter period that the registrant was required to submit and post such files). Yes ☒ No ☐

Indicate by check mark if disclosure of delinquent filers pursuant to Item 405 of Regulation S-K is not contained herein, and will not be contained, to the best of registrant's knowledge, in definitive proxy or information statements incorporated by reference in Part III of this Form 10-K or any amendment to this Form 10-K. ☐

Indicate by check mark whether the registrant is a large accelerated filer, an accelerated filer, a non-accelerated filer, or a smaller reporting company. See definitions of "large accelerated filer," "accelerated filer" and "smaller reporting company" in Rule 12b-2 of the Exchange Act. (Check one):

| | | | | | | | |
|---|--------------------------|-------------------|-------------------------------------|-----------------------|--------------------------|---------------------------|--------------------------|
| Large accelerated filer | <input type="checkbox"/> | Accelerated filer | <input checked="" type="checkbox"/> | Non-accelerated filer | <input type="checkbox"/> | Smaller reporting company | <input type="checkbox"/> |
| (Do not check if a smaller reporting company) | | | | | | | |

Indicate by check mark whether the registrant is a shell company (as defined in Rule 12b-2 of the Act). Yes ☐ No ☒

The aggregate market value of common stock held by non-affiliates of the registrant as of June 30, 2016 was \$444 million.

As of February 1, 2017, the registrant had 147,184,937 shares of Common Stock outstanding.

DOCUMENTS INCORPORATED BY REFERENCE

Portions of the Registrant's definitive proxy statement for the Proxy Statement for our 2017 Annual Meeting of Stockholders, which we expect to file with the Securities and Exchange Commission on or about April 5, 2017, are incorporated by reference into Part III.

CAESARS ENTERTAINMENT CORPORATION
INDEX TO CONSOLIDATED FINANCIAL STATEMENTS

| | Page |
|---|-------------|
| Part I | |
| Item 1 – Business | 1 |
| Item 1A – Risk Factors | 7 |
| Item 1B – Unresolved Staff Comments | 29 |
| Item 2 – Properties | 30 |
| Item 3 – Legal Proceedings | 31 |
| Item 4 – Mine Safety Disclosures | 31 |
| Part II | |
| Item 5 – Market for the Registrant’s Common Equity, Related Stockholder Matters and Issuer Purchases of Equity Securities | 32 |
| Item 6 – Selected Financial Data | 34 |
| Item 7 – Management’s Discussion and Analysis of Financial Condition and Results of Operations | 35 |
| Item 7A – Quantitative and Qualitative Disclosures About Market Risk | 53 |
| Item 8 – Financial Statements and Supplementary Data | 54 |
| Report of Independent Registered Public Accounting Firm | 54 |
| Consolidated Financial Statements | 55 |
| Notes to Consolidated Financial Statements | 59 |
| Item 9 – Changes in and Disagreements with Accountants on Accounting and Financial Disclosure | 112 |
| Item 9A – Controls and Procedures | 112 |
| Item 9B – Other Information | 114 |
| Part III | |
| Item 10 – Directors, Executive Officers and Corporate Governance | 115 |
| Item 11 – Executive Compensation | 115 |
| Item 12 – Security Ownership of Certain Beneficial Owners and Management and Related Stockholder Matters | 115 |
| Item 13 – Certain Relationships and Related Transactions, and Director Independence | 115 |
| Item 14 – Principal Accounting Fees and Services | 115 |
| Part IV | |
| Item 15 – Exhibits, Financial Statement Schedules | 116 |
| Signatures | 141 |

PART I

In this filing, the name “CEC” refers to the parent holding company, Caesars Entertainment Corporation, exclusive of its consolidated subsidiaries and variable interest entities, unless otherwise stated or the context otherwise requires. The words “Company,” “Caesars,” “Caesars Entertainment,” “we,” “our,” and “us” refer to Caesars Entertainment Corporation, inclusive of its consolidated subsidiaries and variable interest entities, unless otherwise stated or the context otherwise requires.

We also refer to (i) our Consolidated Financial Statements as our “Financial Statements,” (ii) our Consolidated Statements of Operations and Comprehensive Income as our “Statements of Operations,” and (iii) our Consolidated Balance Sheets as our “Balance Sheets.” References to numbered “Notes” refer to Notes to our Consolidated Financial Statements included in Item 8.

ITEM 1. Business

Overview

Caesars Entertainment is a casino-entertainment and hospitality services provider. CEC is primarily a holding company with no independent operations of its own. It owns Caesars Entertainment Resort Properties, LLC (“CERP”) and an interest in Caesars Growth Partners, LLC (“CGP”). CEC also holds a majority interest in Caesars Entertainment Operating Company, Inc. (“CEOC”); however, as described in Note 2, the results of CEOC and its subsidiaries are no longer consolidated with Caesars subsequent to CEOC and certain of its United States subsidiaries (the “Debtors”) voluntarily filing for reorganization under Chapter 11 of the United States Bankruptcy Code (the “Bankruptcy Code”) on January 15, 2015.

The Caesars portfolio of properties, including the properties owned and operated by CEOC, represents the world’s most diversified casino-entertainment portfolio with entertainment facilities in more areas throughout the United States than any other participant in the gaming industry. We have established a rich history of industry-leading growth and expansion since we commenced operations in 1937. Our facilities typically include gaming offerings, food and beverage outlets, hotel and convention space, and non-gaming entertainment options. In addition to our brick and mortar assets, we operate an online gaming business that provides real money games in certain jurisdictions.

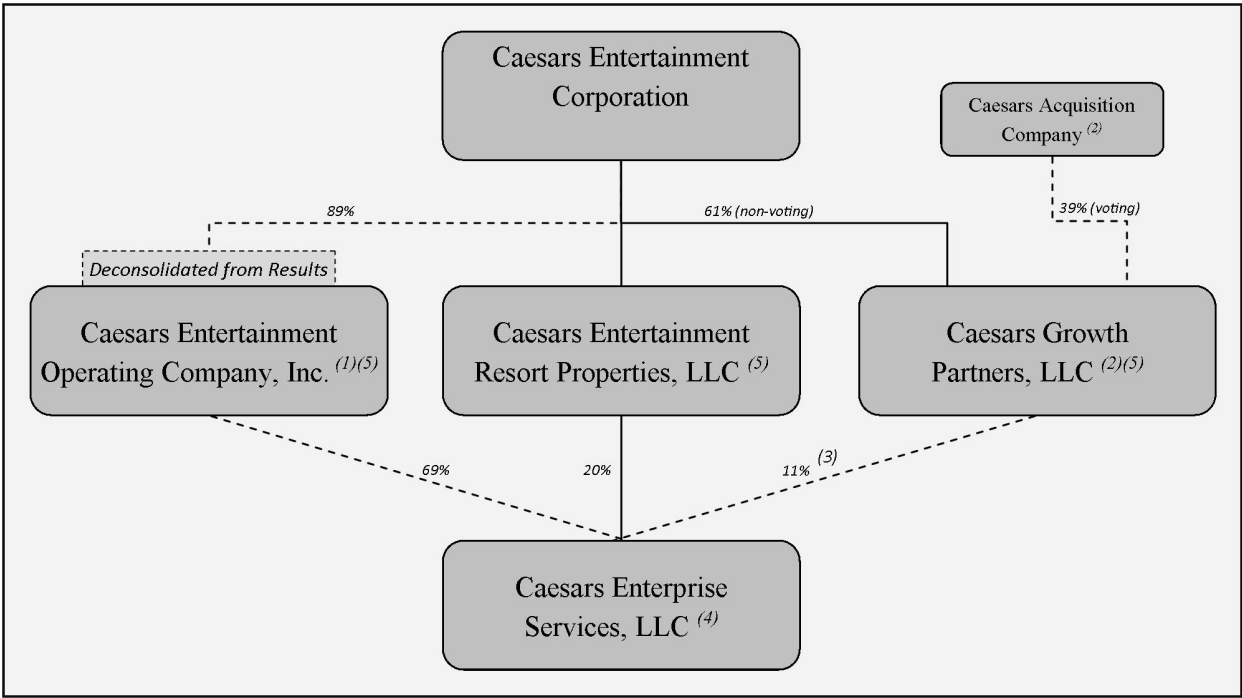
Announced Merger and CEOC Plan of Reorganization

In 2014, CEC and Caesars Acquisition Company (“CAC”) entered into a merger agreement, which was amended and restated on July 9, 2016 (the “Merger Agreement”). Pursuant to the Merger Agreement, among other things, CAC will merge with and into CEC, with CEC as the surviving company (the “Merger”). See Note 1.

On January 13, 2017, the Debtors filed an amended plan of reorganization (the “Third Amended Plan”) with the United States Bankruptcy Court for the Northern District of Illinois in Chicago (the “Bankruptcy Court”) that replaces all previously filed plans. CEC, CAC, the Debtors, and CEOC’s major creditor groups have agreed to support the Third Amended Plan. The Bankruptcy Court confirmed the Third Amended Plan on January 17, 2017. Although the Third Amended Plan has been confirmed by the Bankruptcy Court, we must still obtain regulatory approval in all of the jurisdictions in which we have gaming operations in order for CEOC to successfully emerge from bankruptcy, and we are unable to determine when all necessary requirements will be satisfied. In addition, the Third Amended Plan remains subject to completion of the Merger, certain financing transactions, and various other closing conditions. See Note 1.

Organizational Structure

The following diagram illustrates the key entities and subsidiaries in the Caesars Entertainment current organizational structure. This diagram does not include all legal entities and subsidiaries.



(1) CEOC filed for bankruptcy protection under Chapter 11 of the US Bankruptcy Code on January 15, 2015 and was no longer consolidated within CEC as a result. See Note 2.

(2) CAC is party to the series of transactions that formed CGP and owns 100% of the voting membership units in CGP. Caesars owns 100% of the non-voting membership units in CGP and consolidates CGP as a variable interest entity. See Note 2. See information about Caesars' announced merger with CAC in Note 1.

(3) Ownership held by Caesars Growth Properties Holding, LLC ("CGPH"), a subsidiary of CGP.

(4) Caesars Enterprise Services, LLC ("CES") is a services joint venture formed by CEOC, CERP, and CGPH (collectively, the "Members"). See Note 1.

(5) Our reportable segments currently include CERP and CGP. See Note 1. CEOC remained a reportable segment until its deconsolidation effective January 15, 2015. See Note 2.

As of December 31, 2016, through our consolidated entities, we owned 12 casinos in the United States, with over one million square feet of gaming space and approximately 24,000 hotel rooms. Our properties are concentrated in Las Vegas, where eight of the twelve are located. See Item 2 for more information about our properties.

CERP owns six casinos in the United States and The LINQ promenade along with leasing Octavius Tower at Caesars Palace Las Vegas ("Octavius Tower") to CEOC and gaming space at The LINQ promenade to CGP.

CGP owns six casinos in the United States and, through its subsidiary Caesars Interactive Entertainment, Inc. ("CIE"), owns and operates a regulated online real money gaming business and the World Series of Poker ("WSOP") tournaments and brand. As discussed in Note 17, on September 23, 2016, CIE sold its social and mobile games business ("SMG Business") for approximately \$4.4 billion in cash.

CES provides certain corporate and administrative services for the Members' casino properties, including substantially all of the casino properties owned by CEOC and casinos owned by unrelated third parties. CES also manages certain enterprise assets and the other assets it owns, licenses or controls, and employs certain of the corresponding employees. See Note 1.

Business Operations

Our consolidated business is composed of four complementary businesses that reinforce, cross-promote, and build upon each other: casino entertainment, food and beverage, rooms and hotel, and entertainment and other business operations.

Casino Entertainment Operations

Our casino entertainment operations include revenues from approximately 15,000 slot machines and 1,200 table games, as well as other games such as keno, poker, and race and sports books, all of which comprised approximately 49% of our total net revenues in 2016. Slot revenues generate the majority of our gaming revenue and are a key driver of revenue, particularly in our properties located outside of the Las Vegas market. We are testing a number of skill-based games as we implement product offerings intended to appeal to all demographics, and expect to expand these offerings as required regulatory approvals are obtained.

Food and Beverage Operations

Our food and beverage operations generate revenues primarily from over 50 buffets, restaurants, bars, nightclubs, and lounges located throughout our casinos, as well as banquets and room service, and represented approximately 18% of our total net revenues in 2016. Many of our properties include several dining options, ranging from upscale dining experiences to moderately-priced restaurants and buffets.

Rooms and Hotel Operations

Rooms and hotel operations revenue comprised approximately 21% of our total net revenues in 2016 and is primarily generated from hotel stays at our casino properties and our approximately 24,000 guest rooms and suites.

Our properties operate at various price and service points, allowing us to host a variety of casino guests who are visiting our properties for gaming and other casino entertainment options and non-casino guests who are visiting our properties for other purposes, such as vacation travel or conventions.

We have engaged in large capital reinvestment projects in recent years focusing primarily on room product across the United States. In the Las Vegas market, nearly 6,000 rooms have been renovated since 2014, across properties such as The LINQ Hotel & Casino, Planet Hollywood Resort & Casino, Paris Las Vegas, and Harrah's Las Vegas. In addition, we plan to continue the roll out of self-check-in kiosks in Las Vegas in order to help reduce customer wait times and improve labor efficiencies.

Entertainment and Other Business Operations

We provide a variety of retail and entertainment offerings in our casinos and The LINQ promenade. We operate several entertainment venues across the United States, including The AXIS at Planet Hollywood, which was ranked as one of the top theater venues in the United States in 2016 based on ticket sales. This award winning theater hosts several prominent headliners, such as Jennifer Lopez, Lionel Richie, and Britney Spears. We recently announced that the Backstreet Boys will have performances starting in early 2017.

The LINQ promenade and our retail stores offer guests a wide range of options from high-end brands and accessories to souvenirs and decorative items. The LINQ promenade is an open-air dining, entertainment, and retail development located between The LINQ Hotel and the Flamingo Las Vegas, and also features The High Roller, our 550-foot observation wheel at The LINQ promenade.

In addition, CIE operates a regulated online real money gaming business in Nevada and New Jersey and owns the WSOP tournaments and brand, and also licenses WSOP trademarks for a variety of products and businesses related to this brand.

Sales and Marketing

We believe the Caesars portfolio of properties (including the CEOC properties) that operate under the Total Rewards program enable us to capture a larger share of our customers' entertainment spending when they travel among markets versus that of a standalone property, which is core to our cross-market strategy. We believe that our high concentration of properties in the center of the Las Vegas Strip generates increased revenues and enables us to capture more of our customers' gaming dollars than would be generated if the properties were operated separately.

We believe the Total Rewards program, in conjunction with this distribution system, allows us to capture a growing share of our customers' entertainment spending and compete more effectively. Members earn Reward Credits at all Caesars-affiliated properties in the United States and Canada for on-property entertainment expenses, including gaming, hotel, dining, and retail shopping. Members may also earn Reward Credits through the Total Rewards Visa credit card and can redeem Reward Credits with our many partners, including Atlantis Paradise Island Resort and Norwegian Cruise Line. Total Rewards members can redeem Reward Credits

for amenities or other items such as merchandise, gift cards, and travel. Total Rewards is structured in tiers (designated as Gold, Platinum, Diamond or Seven Stars), each with increasing member benefits and privileges.

Members are also provided promotional offers and rewards based on their engagement with Caesars-affiliated properties, aspects of their casino gaming play, and their preferred spending choices outside of gaming. Member information is also used for marketing promotions, including direct mail campaigns, electronic mail, our website, mobile devices, social media, and interactive slot machines.

Intellectual Property

The development of intellectual property is part of our overall business strategy. We regard our intellectual property to be an important element of our success. While our business as a whole is not substantially dependent on any one patent, trademark, copyright or combination of several of our intellectual property rights, we seek to establish and maintain our proprietary rights in our business operations and technology through the use of patents, trademarks, copyrights, and trade secret laws. We file applications for and obtain patents, trademarks, and copyrights in the United States and foreign countries where we believe filing for such protection is appropriate, including United States and foreign patent applications covering certain proprietary technology of CEOC. We also seek to maintain our trade secrets and confidential information by nondisclosure policies and through the use of appropriate confidentiality agreements. CEOC's United States patents have varying expiration dates, the last of which is 2031.

We have not applied for the registration of all of our trademarks, copyrights, proprietary technology or other intellectual property rights, as the case may be, and may not be successful in obtaining all intellectual property rights for which we have applied. Despite our efforts to protect our proprietary rights, parties may infringe upon our intellectual property and use information that we regard as proprietary, and our rights may be invalidated or unenforceable. The laws of some foreign countries do not protect proprietary rights or intellectual property to as great an extent as do the laws of the United States. In addition, others may independently develop substantially equivalent intellectual property.

We own or have the right to use proprietary rights to a number of trademarks that we consider, along with the associated name recognition, to be valuable to our business, including the following:

- CEOC's marks include Caesars, Harrah's, Horseshoe, Bally's, and Total Rewards;
- CERP's marks include Rio, Flamingo, and Paris;
- CIE's marks include WSOP; and
- CGP holds a license for the Planet Hollywood mark used in connection with the Planet Hollywood Resort & Casino in Las Vegas.

Omnibus License and Enterprise Services Agreement

The Members of CES entered into an Omnibus License and Enterprise Services Agreement (the "Omnibus Agreement") in 2014, which granted various licenses to the Members through CES and allowed the Members to continue to use the intellectual property each of the properties owned or managed by the Members used in their associated businesses, including Total Rewards. See Note 1 for a complete discussion of CES and the Omnibus Agreement. Under the terms of the CES joint venture and the Omnibus License and Enterprise Services Agreement, we believe that Caesars and its other operating subsidiaries will continue to have access to the services historically provided to us by CEOC and its employees, trademarks, and programs despite the CEOC bankruptcy filing.

Competition

Casinos

The casino entertainment business is highly competitive. The industry is comprised of a diverse group of competitors that vary considerably in size and geographic diversity, quality of facilities and amenities available, marketing and growth strategies, and financial condition. In most markets, we compete directly with other casino facilities operating in the immediate and surrounding areas. Our Las Vegas Strip hotels and casinos also compete, in part, with each other. We also compete with other non-gaming resorts and vacation areas, various other entertainment businesses, and other forms of gaming, such as state lotteries, on-and off-track wagering, video lottery terminals, and card parlors. Our non-gaming offerings also compete with other retail facilities, amusement attractions, food and beverage offerings, and entertainment venues.

In recent years, many casino operators, including us, have been reinvesting in existing facilities, developing new casino or complementary facilities, and acquiring established facilities. These reinvestment and expansion efforts combined with aggressive marketing strategies by us and many of our competitors have resulted in increased competition in many markets.

The expansion of casino properties and entertainment venues into new markets also presents competitive issues for us that have had a negative impact on our financial results. Atlantic City, in particular, has seen a decline of more than 50% compared with 2006 levels primarily due to the addition of gaming capacity associated with the expansion of gaming in Maryland, New York, and Pennsylvania. This has resulted in several casino closings in recent years, including CEOC's Showboat Atlantic City casino and four competitor casinos since 2014. More recently, our property in Baltimore has also experienced competitive pressure.

See Item 7, "Management's Discussion and Analysis of Financial Condition and Results of Operations." See also Exhibit 99.1, "Gaming Overview," to this Form 10-K. In addition, for a summary of key developments in 2016, see "Summary of 2016 Events and Key Drivers of Annual Performance" in Item 7, "Management's Discussion and Analysis of Financial Condition and Results of Operations."

Governmental Regulation

The gaming industry is highly regulated, and we must maintain our licenses and pay gaming taxes to continue our operations. Each of our casinos is subject to extensive regulation under the laws, rules, and regulations of the jurisdiction in which it is located. These laws, rules, and regulations generally concern the responsibility, financial stability, and character of the owners, managers, and persons with financial interests in the gaming operations. Violations of laws in one jurisdiction could result in disciplinary action in other jurisdictions. A more detailed description of the regulations to which we are subject is contained in Exhibit 99.1, "Gaming Overview," to this Form 10-K.

Our businesses are subject to various foreign, federal, state, and local laws and regulations, in addition to gaming regulations. These laws and regulations include, but are not limited to, restrictions and conditions concerning alcoholic beverages, smoking, environmental matters, employees, currency transactions, taxation, zoning and building codes, construction, land use, and marketing and advertising. We also deal with significant amounts of cash in our operations and are subject to various reporting and anti-money laundering regulations. Such laws and regulations could change or could be interpreted differently in the future, or new laws and regulations could be enacted. Material changes, new laws or regulations, or material differences in interpretations by courts or governmental authorities could adversely affect our operating results. See Item 1A, "Risk Factors" for additional discussion.

Employee Relations

We have approximately 31,000 employees throughout our organization. Approximately 17,000 of our employees are covered by collective bargaining agreements with certain of our subsidiaries, relating to certain casino, hotel, and restaurant employees. The majority of these employees are covered by the following agreements:

| Employee Group | Approximate Number of Active Employees Represented | Union | Date on which Collective Bargaining Agreement Becomes Amendable |
|---|---|--|--|
| Las Vegas Culinary Employees | 8,700 | Culinary Workers Union, Local 226 | Various up to July 31, 2018 |
| Atlantic City Food & Beverage and Hotel employees | 1,600 | UNITE HERE, Local 54 | February 28, 2020 |
| Las Vegas Bartenders | 1,200 | Bartenders Union, Local 165 | Various up to July 31, 2018 |
| Las Vegas Dealers | 1,800 | Transport Workers Union of America and UAW | Various up to September 30, 2019 |

Corporate Citizenship, Social Responsibility and Sustainability

Caesars Entertainment's Board of Directors and senior executives are committed to maintaining our position as an industry leader in corporate citizenship, corporate social responsibility, and sustainability. In 2016, we continued to engage with our CEO-level external environmental sustainability advisory board with experts representing non-governmental organizations, business strategy, academia, and investors and used their advice to modify our citizenship priority focus for 2016 and 2017. In 2016, we published our seventh annual Citizenship Report in accordance with Global Reporting Initiative G4 framework.

Code of Commitment

For more than 15 years, our Code of Commitment has guided our approach to responsible and ethical business, compliance and anti-corruption. Training events reinforce our expectations of all employees.

For the second year running, we were recognized on the Civic 50, an initiative organized by Points of Light and Bloomberg that recognizes companies for their commitment to improving the quality of life in their home communities. Caesars was the first company to develop responsible gaming programs informed by science, evaluated objectively and created in conjunction with leading researchers. In 2016, we confirmed our support for the UN Sustainable Development Goals and identified eight goals where we can make the most significant contribution and expand our impact in coming years.

Environmental Stewardship

Since 2007, we have advanced a strategy to contribute to global climate change and sustainability initiatives that reduce our impact on the environment. Our structured, data-driven CodeGreen program leverages the passion of our employees and engages our guests and suppliers. Between 2007 and 2015, we reduced energy consumption across our properties by 23.4% per air-conditioned sq. ft. and greenhouse gas emissions by 28.3%. Since 2008, we have reduced water consumption by 20.4%. In 2015, 38% of our total waste was recycled in addition to an overall 28% reduction in waste across our operations.

In 2016, Caesars surpassed its Green Key certification goal of having 90% of owned or managed North American hotel resort properties achieve a 4 Key rating or higher. Including the properties owned and operated by CEOC, thirty of our hotel resort properties are rated 4 Keys - more than any other casino-entertainment company in the world. Recently recognized by the Global Sustainable Tourism Council, Green Key is a rigorous program that ranks, certifies, and inspects hotels and resorts based on their commitment to sustainable operations. Green Key uses a rating system of 1 to 5 Keys, with 5 being the highest possible attainment.

For our work in 2016, Caesars Entertainment received “A” scores for carbon (A) and water (A-) impact and supplier engagement (A-) from the formerly named Carbon Disclosure Project (“CDP”), the international not-for-profit that drives sustainable economies. Thousands of companies submit annual climate disclosures to CDP for independent assessment against its scoring methodology. Caesars is one of 193 “A Listers” on its carbon disclosure, which has been produced at the request of 827 investors with assets of \$100 trillion. Just 9% of the corporations participating in CDP’s climate change program are awarded a position on the Climate “A List.”

Diversity, Inclusion, and Employee Wellbeing

We create a dynamic and innovative working culture where individual growth is rewarded, recognized, and celebrated. Caesars is the only company in the casino entertainment industry to receive perfect scores on the Human Rights Campaign Corporate Equality Index for ten consecutive years, including 2016. We encourage diversity and the advancement of women, and in 2015, 34% of our managers belonged to minority groups and 42% of our managers were women. We continue to fund more than \$15 million each year to support our Employee Wellness Program, including 29 nurses and coaches across our properties. The program proves itself year after year with improved health metrics for participating employees, more than \$2,500 annual saving per employee on healthcare and insurance savings for Caesars due to lower health risk.

Community Investment

Established in 2002, the Caesars Foundation (the “Foundation”) is a private charitable foundation funded by a portion of operating income from our resorts. Since its inception, the Foundation has gifted more than \$72 million to support vibrant communities. In 2015, our total community investment (including Caesars Foundation, corporate, mandated and discretionary giving, and the value of employee volunteering hours) amounted to \$67.2 million. Employee volunteering in 2015 reached 260,000 hours - our highest annual level of volunteering on record.

Available Information

Our Internet address is www.caesars.com. We make available free of charge, on or through our website, our annual reports on Form 10-K, quarterly reports on Form 10-Q, current reports on Form 8-K, and amendments to those reports filed or furnished pursuant to Section 13(a) or 15(d) of the Securities Exchange Act of 1934, as amended (the “Exchange Act”), as soon as reasonably practicable after we electronically file such material with, or furnish it to, the Securities and Exchange Commission (the “SEC”). We also make available through our website all filings of our executive officers and directors on Forms 3, 4, and 5 under Section 16 of the Exchange Act. These filings are also available on the SEC’s website at www.sec.gov. Our Code of Business Conduct and Ethics is available on our website under the “Investor Relations” link. We will provide a copy of these documents without charge to any person upon receipt of a written request addressed to Caesars Entertainment Corporation, Attn: Corporate Secretary, One Caesars Palace Drive, Las Vegas, Nevada 89109. Reference in this document to our website address does not constitute incorporation by reference of the information contained on the website.

ITEM 1A. Risk Factors

Risk Related to CEC's Ability to Continue as a Going Concern

There is a stay of the Noteholder Disputes in the Bankruptcy Court. If the stay were lifted and a court were to find in favor of the claimants in the Noteholder Disputes, it would likely have a material adverse effect on our business, financial condition, results of operations and cash flows and, absent an intervening event, a reorganization under Chapter 11 of the Bankruptcy Code would likely be necessary due to the limited resources available at CEC to resolve such matters. If the Third Amended Plan was not consummated, it would raise substantial doubt about CEC's ability to continue as a going concern.

We are subject to a number of Noteholder Disputes, as described in Note 3, all of which are currently stayed consensually or by order of the Bankruptcy Court, related to various transactions that CEOC has completed since 2010. Plaintiffs in certain of these actions raise allegations of breach of contract, intentional and constructive fraudulent transfer, and breach of fiduciary duty, among other claims. Although the Delaware First Lien Lawsuit has been subject to a consensual stay pursuant to the First Lien Bond RSA since CEOC's filing for Chapter 11, and the Delaware Second Lien Lawsuit is not proceeding with respect to fraud or breach of fiduciary duty claims, should a court find in favor of the plaintiffs on such claims in any of the Noteholder Disputes, including the New York First Lien Lawsuit, the New York Second Lien Lawsuit or the Senior Unsecured Lawsuits, the transactions at issue in those lawsuits may be subject to rescission and/or the Company may be required to pay damages to the plaintiffs. In the event of an adverse outcome on one or all of these matters, it is likely that a reorganization under Chapter 11 of the Bankruptcy Code would be necessary due to the limited resources available at CEC to resolve such matters. See Note 3.

A number of the Noteholder Disputes also involve claims that CEC is liable for all amounts due and owing on certain notes issued by CEOC, based on allegations that provisions in the governing indentures pursuant to which CEC guaranteed CEOC's obligations under those notes remain in effect (the "Guarantee Claims"). Such Guarantee Claims were most recently raised against Caesars Entertainment in a lawsuit filed on October 20, 2015 by Wilmington Trust, National Association in the United States District Court for the Southern District of New York (the "SDNY Court"). Adverse rulings on the Guarantee Claims in this action or any of the other Noteholder Disputes could negatively affect our position on such Guarantee Claims in other Noteholder Disputes, or with respect to potential claims by other holders of certain other notes issued by CEOC. If the court in any of these Noteholder Disputes were to find in favor of the plaintiffs on the Guarantee Claims, CEC may become obligated to pay all principal, interest, and other amounts due and owing on the notes at issue. If CEC became obligated to pay amounts owed on CEOC's indebtedness as a result of the Guarantee Claims, it is likely that a reorganization under Chapter 11 of the Bankruptcy Code would be necessary due to the limited resources available at CEC to resolve such matters.

On October 4, 2016, the Debtors, along with CEC, entered into, or amended and restated, restructuring support agreements with the Debtors' major creditor groups. Under these agreements, the parties agreed to support the Third Amended Plan that will, if all conditions precedent to the effectiveness of the Third Amended Plan are satisfied or waived, result in a release of all claims against CEC relating to CEOC, including the claims in Parent Guarantee Lawsuits (as defined in Note 3), and all claims asserted by or on behalf of the Debtors' estate or their representative creditors.

The Parent Guarantee Lawsuits are still enjoined, but in the event that the stay is lifted, the Third Amended Plan does not become effective, or the restructuring agreement with the official committee of second priority noteholders is terminated, and the Parent Guarantee Lawsuits proceed to judgment, given the inherent uncertainties of litigation, we have concluded that these matters raise substantial doubt about the Company's ability to continue as a going concern. In the event of an adverse outcome on such matters, CEC would likely seek reorganization under Chapter 11 of the Bankruptcy Code soon thereafter.

If the Third Amended Plan is not consummated, we estimate that we would require additional sources of funding to meet our ongoing financial commitments primarily resulting from significant expenditures made to defend the Company against the matters disclosed in Note 1 under "Litigation." As a result of the foregoing, there is substantial doubt about CEC's ability to continue as a going concern. See Note 1.

Risks Related to the Bankruptcy Proceedings

The consummation of the Third Amended Plan is subject to a number of significant conditions.

Although the Debtors believe that the effective date of the Third Amended Plan will occur in 2017, there can be no assurance as to such timing or that all conditions precedent will be satisfied. The consummation of the Third Amended Plan is subject to certain conditions precedent as described in the Third Amended Plan, including, among others, the completion of the Merger (as defined below) and conditions relating to the exit financing facilities, the receipt or filing of all applicable approvals or applications with applicable government entities, certain agreements with unions having been executed and ratified and regulations for funding relief in respect of certain of CEOC's pension plans will have been adopted to CEOC's satisfaction.

CEOC and a substantial majority of its wholly owned subsidiaries filed voluntary petitions for relief under Chapter 11 of the Bankruptcy Code, and we and they are subject to the risks and uncertainties associated with bankruptcy proceedings.

As a result of CEOC's highly-leveraged capital structure and the general decline in its gaming results between 2007 and 2014, on January 15, 2015, CEOC and the Debtors voluntarily filed for reorganization under Chapter 11 of the Bankruptcy Code in the Bankruptcy Court. Due to the commencement of the Chapter 11 proceedings, the operations and affairs of the Debtors are subject to the supervision and jurisdiction of the Bankruptcy Court.

We and CEOC are subject to a number of risks and uncertainties associated with the Chapter 11 proceedings, which may lead to potential adverse effects on our liquidity, results of operations, or business prospects. We cannot assure you of the outcome of the Chapter 11 proceedings. Risks associated with the Chapter 11 proceedings include the following:

- the ability of the Debtors to continue as a going concern;
- the ability of the Debtors to obtain Bankruptcy Court approval with respect to motions in the Chapter 11 proceedings and the outcomes of Bankruptcy Court rulings of the proceedings and appeals of such rulings in general;
- the ability of the Debtors to comply with and to operate under the cash collateral order and any cash management orders entered by the Bankruptcy Court from time to time;
- the length of time the Debtors will operate under the Chapter 11 proceedings and their ability to successfully emerge, including with respect to obtaining any necessary regulatory approvals;
- the ability of the Debtors to complete the Third Amended Plan and Caesars Entertainment's role in such plan of reorganization;
- the likelihood of Caesars Entertainment losing control over the operation of the Debtors as a result of the restructuring process;
- risks associated with third party motions, proceedings and litigation in the Chapter 11 proceedings, which may interfere with the Third Amended Plan;
- our and the Debtors' ability to maintain sufficient liquidity throughout the Chapter 11 proceedings;
- increased costs being incurred by Caesars Entertainment and the Debtors related to the bankruptcy proceeding, other litigation, and any appeals of any rulings in such proceeding or other litigation;
- our and the Debtors' ability to manage contracts that are critical to our operation, and to obtain and maintain appropriate credit and other terms with customers, suppliers and service providers;
- our and the Debtors' ability to attract, retain and motivate key employees;
- our ability to fund and execute our business plan;
- whether our non-Debtor subsidiaries continue to operate their business in the normal course;
- the disposition or resolution of all pre-petition claims against us and the Debtors; and
- our ability to maintain existing customers and vendor relationships and expand sales to new customers.

The Chapter 11 proceedings may disrupt our business and may materially and adversely affect our operations.

We have attempted to minimize the adverse effect of the Debtors' Chapter 11 proceedings on our relationships with our employees, suppliers, customers and other parties. Nonetheless, our relationships with our customers, suppliers, and employees may be adversely impacted by negative publicity or otherwise and our operations could be materially and adversely affected. In addition, the Chapter 11 proceedings could negatively affect our ability to attract new employees and retain existing high performing employees or executives, which could materially and adversely affect our operations.

The Chapter 11 proceedings limit the flexibility of our management team in running the Debtors' business.

While the Debtors' operate their businesses as debtors-in-possession under supervision by the Bankruptcy Court, the Bankruptcy Court approval is required with respect to certain aspects of the Debtors' business, and in some cases certain holders of claims against CEOC who have entered into the RSAs, prior to engaging in activities or transactions outside the ordinary course of business. Bankruptcy Court approval of non-ordinary course activities entails preparation and filing of appropriate motions with the Bankruptcy Court, negotiation with various parties-in-interest, including the statutory committees appointed in the Chapter 11 proceedings, and one or more hearings. Such committees and parties-in-interest may be heard at any Bankruptcy Court hearing and may raise objections with respect to these motions. This process could delay major transactions and limit the Debtors' ability to respond quickly to opportunities and events in the marketplace. Furthermore, in the event the Bankruptcy Court does not approve a proposed activity or transaction, the Debtors could be prevented from engaging in non-ordinary course activities and transactions that they believe are beneficial to them.

Additionally, the terms of the final cash collateral order entered by the Bankruptcy Court will limit the Debtors' ability to undertake certain business initiatives. These limitations may include, among other things, the Debtors' ability to:

- sell assets outside the normal course of business;
- consolidate, merge, sell or otherwise dispose of all or substantially all of the Debtors' assets;
- grant liens;
- incur debt for borrowed money outside the ordinary course of business;
- prepay prepetition obligations; and
- finance the Debtors' operations, investments or other capital needs or to engage in other business activities that would be in the Debtors' interests.

We will require significant liquidity to fund the Third Amended Plan, which may negatively affect our liquidity and ability to sustain operations.

As described in Note 1, we have made material commitments to support for Restructuring. As a result of the Bankruptcy Court's confirmation of the Third Amended Plan, we believe it is probable that certain obligations described in the Third Amended Plan and the RSAs will ultimately be settled, and therefore, we have accrued the items described in Note 1 that are estimable. We estimated the total consideration we expect to provide in support of the Restructuring, which includes a combination of cash, CEC common stock, and CEC Convertible Notes. Our estimated accrual does not include certain consideration that will be issued as part of the acquisition of New CEOC (as defined below), which will be recorded when the transaction is consummated, or other amounts that either do not currently represent obligations or that cannot be estimated at this time.

CEC does not currently have sufficient cash to meet its financial commitments to support the Restructuring that are due when the Debtors ultimately emerge from bankruptcy. The completion of the Merger (as defined below) is expected to allow CEC to fulfill its financial commitments in support of the Restructuring.

As a result of these payments and investments, less cash may be available in future periods for investments and operating expenses and, as a result, the implementation of the Third Amended Plan may have a negative impact on our liquidity and on our ability to sustain our operations.

Pursuant to the Third Amended Plan, CEOC will be divided into OpCo and PropCo, with certain of CEOC's domestic real property interests being divested to PropCo, which may present large cash outflows, transaction costs and execution risk.

Pursuant to the Third Amended Plan, CEOC will be divided into two companies: OpCo and PropCo. OpCo, as CEOC's successor (the "New CEOC") and a wholly owned subsidiary of CEC, will operate CEOC's properties and facilities. PropCo, as a subsidiary of a real estate investment trust to be wholly separate from CEC, will hold certain of CEOC's domestic real property assets and

related non-gaming fixtures and will lease those assets back to OpCo. As part of the Third Amended Plan, CEC and its subsidiaries will be entering into the certain agreements in connection the restructuring of CEOC, including management and lease support agreements, which will create certain material commitments for and impose ongoing obligations on the business of the Company after the effective date of the Third Amended Plan. This restructuring of CEOC will involve significant cash outflows, transaction costs and expenses, which may result in us having less cash available in future periods for investments and operating expenses.

Additionally, the implementation and execution of the Third Amended Plan, and the completion of the restructuring of CEOC contemplated thereunder, will be a complex, costly and time-consuming process. We will be required to devote management attention and resources and engage outside advisors and consultants to implement the Third Amended Plan and complete the restructuring. The failure to meet the challenges involved in implementing of the Third Amended Plan and completing the restructuring could cause an interruption of, or a loss of momentum in, the activities of the Company and could adversely affect our results of operations after the Debtors' emergence from bankruptcy. The unsuccessful implementation of the Third Amended Plan and the failure to complete the restructuring could lead to additional litigation, bankruptcy proceedings and negotiations with creditors and other third parties, with increasing transaction costs and legal and financial liabilities. The overall implementation of the Third Amended Plan and the completion of the restructuring may also result in material unanticipated problems, expenses, liabilities, competitive responses, loss of customer and other business relationships and diversion of our management's attention.

Under the Third Amended Plan, CEC and New CEOC will be required to enter into certain leasing and financial commitments, which may have a negative impact on our business and operating condition.

Pursuant to the Third Amended Plan, CEC and New CEOC will be entering into the certain restructuring documents, including the two Master Lease Agreements and the management and lease support agreements. Pursuant to the Master Lease Agreements, certain subsidiaries of PropCo will lease properties to New CEOC and New CEOC will be responsible for lease payments and other monetary obligations: (1) for the Caesars Palace Las Vegas property and (2) for certain domestic properties currently owned by CEOC other than Caesars Palace Las Vegas. CEC will guarantee all monetary obligations of New CEOC under the Master Lease Agreements pursuant to the terms of the management and lease support agreements. Under the call right agreements among PropCo, CEC, CERP, CGP and their respective applicable subsidiaries entered into pursuant to the Third Amended Plan, PropCo will have the right to purchase and leaseback interests in the real property and the related fixtures associated with Harrah's Laughlin, Harrah's Atlantic City and Harrah's New Orleans properties, which could also impose additional lease payments and other obligations. CEC and PropCo will also enter into a right of first refusal agreement that will provide, among other things, (a) a grant by CEC (by and on behalf of itself and all of its majority owned subsidiaries) to PropCo (by and on behalf of itself and all of its majority owned subsidiaries) of a right of first refusal to own and lease to an affiliate of CEC certain non-Las Vegas domestic real estate that CEC or its affiliates may have the opportunity to acquire or develop and (b) a grant by PropCo to CEC of a right of first refusal to lease and manage certain non-Las Vegas domestic real estate that PropCo may have the opportunity to acquire or develop.

CEC and New CEOC also anticipate entering into certain proposed credit documents. Under the indenture that will govern the CEC Convertible Notes, CEC will issue approximately \$1.1 billion of Convertible Notes at 5.00% per annum that will mature in 2024. Additionally, New CEOC will have funded debt obligations of approximately \$1.2 billion ("New CEOC Debt"). The Third Amended Plan requires New CEOC to issue the New CEOC Debt to third parties, but if the New CEOC Debt is not fully syndicated, then the New CEOC Debt may be comprised of up to \$917 million in first lien term loans and \$318 million of first lien notes issued to the Debtors' creditors under the Third Amended Plan (the "New CEOC Take-Back Debt"), subject to the consent of the applicable creditor groups. CEC will be required to guarantee the New CEOC Take-Back Debt. Under the terms of the guarantees of the New CEOC Take-Back Debt, CEC will provide a modified collection guarantee of the New CEOC Take-Back Debt, secured by a first-priority pledge of substantially all of the material assets of CEC, subject to certain exceptions.

After the Debtors' emergence from bankruptcy, CEC will have certain obligations arising from the restructuring documents. If our businesses and properties fail to generate sufficient earnings, the payments required to service these leasing and financial commitments may materially and adversely limit our ability to make investments to maintain and grow our portfolio of businesses and properties. Additionally, we may be subject to other significant obligations under our guarantees if New CEOC is unable to satisfy its lease payments and monetary obligations under these arrangements, which could materially and adversely affect our business and operating results.

The restructuring documents will require us to comply with covenants on the conduct of business and generally impose restrictions on our business activities, including restrictions relating to the incurrence of debt, sales or dispositions of assets, acquisitions, the granting of liens, dividends and distributions and affiliate transactions. Compliance with the covenants and restrictions in the restructuring documents may constrain our ability to implement any growth plans as well as its flexibility to react and adapt to unexpected operational challenges and adverse changes in economic and legal conditions.

The merger with CAC is subject to various closing conditions, including governmental approvals, and other uncertainties and there can be no assurances as to whether and when it may be completed.

In 2014, CEC and CAC entered into a merger agreement, which was amended and restated on July 9, 2016 (the “Merger Agreement”), under which CAC will merge with and into Caesars Entertainment, with Caesars Entertainment continuing as the surviving corporation (the “Merger”). The consummation of the Merger is subject to a number of closing conditions, many of which are not within Caesars Entertainment’s control, and failure to satisfy such conditions may prevent, delay or otherwise materially adversely affect the completion of the transaction. These conditions include, among other things, obtaining (1) the required votes for the adoption of the Merger Agreement and the approval of the Merger by the our stockholders and the stockholders of CAC, (2) any necessary licenses, consents or other approvals required by gaming authorities to effect the Merger, (3) the authorization of NASDAQ for the listing of the shares of our common stock to be issued in connection with the Merger, (4) confirmation of the Third Amended Plan by the Bankruptcy Court, which was obtained on January 17, 2017, (5) receipt of certain tax opinions or rulings regarding certain tax aspects of the restructuring of CEOC, which rulings were received on January 5, 2017 and (6) receipt by each of CEC and CAC of the opinion of its respective counsel regarding the intended tax treatment of the Merger. It also is possible that a change, event, fact, effect or circumstance that could lead to a material adverse effect on Caesars Entertainment may occur, which may result in CAC not being obligated to complete the Merger. We cannot predict with certainty whether and when any of the required closing conditions will be satisfied or if an uncertainty resulting in a material adverse effect on Caesars Entertainment may arise. If the Merger does not receive, or timely receive, the required regulatory approvals and clearances, or if another event occurs delaying or preventing the Merger, such delay or failure to complete the Merger may cause uncertainty or other negative consequences that may materially and adversely affect Caesars Entertainment’s business, financial performance and operating results and the price per share for Caesar Entertainment’s common stock. There can be no assurance that the conditions to the Merger will be satisfied in a timely manner or at all. If conditions are not met or are incapable of being met, we and/or CAC may be entitled to terminate the Merger Agreement. In no event can the Merger be completed later than December 31, 2017, unless we and CAC otherwise mutually agree.

Additionally, we are subject to litigation which, if decided adversely, may increase the risk the conditions to completion of the Merger are not satisfied. Adverse rulings may result in reinstatement of our guarantee of certain CEOC debt which could increase the risk that conditions to completion of the Merger are not satisfied.

In the event that the pending Merger is not completed, the trading price of our common stock and our future business and financial results may be negatively impacted.

As noted above, the conditions to the completion of the Merger may not be satisfied. If the Merger is not completed for any reason, we may be subject to a number of risks, including:

- the failure of the contemplated Third Amended Plan, for which completing the Merger is a condition, which failure will lead to further bankruptcy proceedings and negotiations with creditors as well as additional costs, litigation and legal liabilities;
- the inability to achieve the global settlement of claims and comprehensive releases in favor of us and our affiliates provided for in the Third Amended Plan;
- we would still being liable for significant transaction costs;
- the focus of our management having been diverted from seeking other potential opportunities without realizing any benefits of the completed merger;
- experiencing negative reactions from our customers, suppliers, regulators and employees;
- certain litigation against us remaining outstanding and not being released; and
- the price of our common stock declining significantly from current market price, which may reflect a market assumption that the Merger will be completed.

If the Merger is not completed, the risks described above may materialize and adversely affect our business, financial condition, financial results and stock price.

Following the Merger and the Third Amended Plan, the composition of our directors and officers will be different.

Upon completion of the Merger, the composition of our directors and officers will be different than the current composition. Our board of directors currently consists of eleven directors. The Merger Agreement provides that prior to the effective time of the

Merger, that the directors and officers of CEC be mutually and reasonably agreed between us and CAC. Additionally, the Third Amended Plan requires that a certain number of independent directors be appointed to our board and that same director appointments be subject to the consent of some of the Debtors' creditors.

With a different composition of our directors and officers, the management and direction of the Company following the Merger may be different than the current management and direction of the Company, and accordingly, may also result in new business plans and growth strategies as well as divergences from or alterations to existing ones. Any new business plans or growth strategies implemented by the new composition of our directors and officers or any divergences from or alterations to existing business plans and strategies, if unsuccessful, may lead to material unanticipated problems, expenses, liabilities, competitive responses, loss of customer and other business relationships, and an adverse impact on our operations and financial results.

As a result of the Chapter 11 proceedings, our historical financial information will not be indicative of our future financial performance.

Our capital structure and our corporate structure will be significantly altered under any plan of reorganization. As of January 15, 2015, CEOC was deconsolidated from our financial statements. Consequently, our results of operations following the deconsolidation will not be comparable to the financial condition and results of operations reflected in our historical financial statements for periods prior to the deconsolidation.

The Third Amended Plan will be based in large part upon assumptions and analyses developed by CEOC. If these assumptions and analyses prove to be incorrect, the Third Amended Plan may be unsuccessful in its execution, which could adversely affect Caesars Entertainment.

The Third Amended Plan to be implemented could affect both the Debtors' capital structure and the ownership, structure and operation of the Debtors' businesses and will reflect assumptions and analyses based on CEOC's experience and perception of historical trends, current conditions and expected future developments, as well as other factors that CEOC considers appropriate under the circumstances. Whether actual future results and developments will be consistent with CEOC's expectations and assumptions depends on a number of factors, including but not limited to (i) CEOC's ability to substantially change the Debtors' capital structure; (ii) CEOC's ability to restructure the Debtors as a separate operating company and property company, with a real estate investment trust directly or indirectly owning and controlling the property company, (iii) the ability of the Debtors to obtain adequate liquidity and financing sources; (iv) our ability to maintain customers' confidence in our viability as a continuing entity and to attract and retain sufficient business from them; (v) the Debtors' ability to retain key employees; and (vi) the overall strength and stability of general economic conditions in the U.S. and in global markets. The failure of any of these factors could materially adversely affect the successful reorganization of the Debtors' businesses.

In addition, the Third Amended Plan will rely upon financial projections, including with respect to revenues, capital expenditures, debt service, and cash flow as well as earnings before interest, taxes, depreciation and amortization ("EBITDA"). Financial forecasts are necessarily speculative, and it is likely that one or more of the assumptions and estimates that are the basis of these financial forecasts will not be accurate. The forecasts for the Debtors will be even more speculative than normal, because they may involve fundamental changes in the nature of the Debtors' capital structure and corporate structure. Accordingly, CEOC expects that its actual financial condition and results of operations will differ, perhaps materially, from what CEOC has anticipated. Consequently, there can be no assurance that the results or developments contemplated by the Third Amended Plan to be implemented by the Debtors will occur or, even if they do occur, that they will have the anticipated effects on the Debtors and their subsidiaries' businesses or operations. The failure of any such results or developments to materialize as anticipated could materially adversely affect us.

Risks Related to Our Business

Our substantial indebtedness and the fact that a significant portion of our cash flow is used to make interest payments could adversely affect our ability to raise additional capital to fund our operations, limit our ability to react to changes in the economy or our industry and prevent us from making debt service payments.

Caesars Entertainment is a highly-leveraged company and had \$6.9 billion in debt outstanding as of December 31, 2016. As a result, a significant portion of our liquidity needs are for debt service, including significant interest payments. Our estimated debt service (including principal and interest) is \$659 million for 2017 and \$8.8 billion thereafter to maturity. See Note 11 for details of our debt outstanding and related restrictive covenants.

Our substantial indebtedness and the restrictive covenants under the agreements governing such indebtedness could:

- limit our ability to borrow money for our working capital, capital expenditures, development projects, debt service requirements, strategic initiatives or other purposes;

- make it more difficult for us to satisfy our obligations with respect to our indebtedness, and any failure to comply with the obligations of any of our debt instruments, including restrictive covenants and borrowing conditions, could result in an event of default under the agreements governing our indebtedness;
- require that a substantial portion of our cash flow from operations be dedicated to the payment of interest and repayment of our indebtedness, thereby reducing funds available to us for other purposes;
- limit our flexibility in planning for, or reacting to, changes in our operations or business;
- make us more highly-leveraged than certain of our competitors, which may place us at a competitive disadvantage;
- make us more vulnerable to downturns in our business or the economy;
- restrict the availability for us to make strategic acquisitions, develop new gaming facilities, introduce new technologies or exploit business opportunities;
- affect our ability to renew certain gaming and other licenses;
- limit, along with the financial and other restrictive covenants in our indebtedness, among other things, our ability to borrow additional funds or dispose of assets; and
- expose us to the risk of increased interest rates as certain of our borrowings are at variable rates of interest.

Any of the foregoing could have a material adverse effect on our business, financial condition, results of operations, prospects and ability to satisfy our outstanding debt obligations.

We may be unable to generate sufficient cash to service all of our indebtedness, and may be forced to take other actions to satisfy our obligations under our indebtedness that may not be successful.

We may be unable to generate sufficient cash flow from operations, or may be unable to draw under our senior secured credit facilities or otherwise, in an amount sufficient to fund our liquidity needs. Our operating cash inflows are typically used for operating expenses, debt service costs, working capital needs, and capital expenditures in the normal course of business. Our operating cash flow was negative \$57 million in 2015 and \$308 million in 2016. Our estimated debt service (including principal and interest) is \$659 million for 2017 and \$8.8 billion thereafter to maturity. See Note 11 for details of our debt outstanding.

We may incur additional indebtedness, which could adversely affect our ability to pursue certain business opportunities.

We and our subsidiaries may incur additional indebtedness. Although the terms of the agreements governing our indebtedness contain restrictions on our ability to incur additional indebtedness, these restrictions are subject to a number of important qualifications and exceptions, and the indebtedness incurred in compliance with these restrictions could be substantial.

For example, as of December 31, 2016, CERP had \$230 million of additional borrowing capacity available under its senior secured revolving credit facility, and CGP had a total of \$160 million of additional borrowing capacity available under its senior secured revolving credit facilities.

Our subsidiary debt agreements allow for limited future issuances of additional secured notes or loans, which may include, in each case, indebtedness secured on a pari passu basis with the obligations under CGP's or CERP's credit facilities and first lien notes. This indebtedness could be used for a variety of purposes, including financing capital expenditures, refinancing or repurchasing our outstanding indebtedness, including existing unsecured indebtedness, or for general corporate purposes. We have raised and expect to continue to raise debt, including secured debt, to directly or indirectly refinance our outstanding unsecured debt on an opportunistic basis, as well as development and acquisition opportunities. Additional indebtedness would require greater servicing payments, and accordingly, may affect our future liquidity and limit our ability to pursue certain opportunities and implement any growth plans in the future.

Our debt agreements contain restrictions that limit our flexibility in operating our business.

Our debt agreements contain, and any future indebtedness of ours would likely contain, a number of covenants that impose significant operating and financial restrictions, including restrictions on the issuer of the debt's ability to, among other things:

- incur additional debt or issue certain preferred shares;
- pay dividends on or make distributions in respect of our capital stock or make other restricted payments;

- make certain investments;
- sell certain assets;
- create liens on certain assets;
- consolidate, merge, sell or otherwise dispose of all or substantially all of our assets;
- enter into certain transactions with our affiliates; and
- designate our subsidiaries as unrestricted subsidiaries.

As a result of these covenants, we are limited in the manner in which we conduct our business, and we may be unable to engage in favorable business activities or finance future operations or capital needs.

We have pledged and will pledge a significant portion of our assets as collateral under our subsidiaries' debt agreements. If any of our lenders accelerate the repayment of borrowings, there can be no assurance that we will have sufficient assets to repay our indebtedness.

We are required to satisfy and maintain specified financial ratios under our debt agreements. See Note 11 for further information. Our ability to meet the financial ratios under our debt agreements can be affected by events beyond our control, and there can be no assurance that we will be able to continue to meet those ratios.

A failure to comply with the covenants contained in the agreements that govern our indebtedness could result in an event of default under the facilities or the existing agreements, which, if not cured or waived, could have a material adverse effect on our business, financial condition and results of operations. In the event of any default under the indebtedness of CERP or CGP, the lenders thereunder:

- will not be required to lend any additional amounts to such borrowers;
- could elect to declare all borrowings outstanding, together with accrued and unpaid interest and fees, to be due and payable and terminate all commitments to extend further credit; or
- require such borrowers to apply all of our available cash to repay these borrowings.

Such actions by the lenders under CERP's or CGP's indebtedness could cause cross defaults under the other indebtedness of CERP and CGP, respectively. For instance, if CERP were unable to repay those amounts, the lenders under CERP's credit facilities and the holders of CERP's secured notes could proceed against the collateral granted to them to secure that indebtedness.

If the indebtedness under CERP's or CGP's credit facilities, or other indebtedness were to be accelerated, there can be no assurance that their assets would be sufficient to repay such indebtedness in full.

Repayment of our subsidiaries' debt is dependent on cash flow generated by our subsidiaries.

Our subsidiaries currently own a significant portion of our assets and conduct a significant portion of our operations. Accordingly, repayment of our subsidiaries' indebtedness is dependent, to a significant extent, on the generation of cash flow by our subsidiaries and their ability to make such cash available by dividend, debt repayment or otherwise. Our subsidiaries do not have any obligation to pay amounts due on our other subsidiaries' indebtedness or to make funds available for that purpose. Our subsidiaries may not be able to, or may not be permitted to, make distributions to enable us to make payments in respect of our other subsidiaries' indebtedness. Each subsidiary is a distinct legal entity and, under certain circumstances, legal and contractual restrictions may limit our ability to obtain cash from our subsidiaries.

We are or may become involved in legal proceedings that, if adversely adjudicated or settled, could have a material adverse effect on our business, financial condition, results of operations, and prospects.

In addition to the Noteholder Disputes discussed above, we are also a defendant from time to time in various lawsuits or other legal proceedings relating to matters incidental to our business. The nature of our business subjects us to the risk of lawsuits filed by customers, past and present employees, competitors, business partners, Indian tribes and others in the ordinary course of business. As with all legal proceedings, no assurance can be provided as to the outcome of these matters and in general, legal proceedings can be expensive and time consuming. We may not be successful in the defense or prosecution of these lawsuits, which could result in settlements or damages that could significantly impact our business, financial condition and results of operations.

The loss of the services of key personnel could have a material adverse effect on our business.

We believe that the leadership of our executive officers has been a critical element of our success. Any unforeseen loss of our chief executive officer's services, or any negative market or industry perception with respect to him or arising from his loss, could have a material adverse effect on our businesses. Our other executive officers and other members of senior management have substantial experience and expertise in our businesses that we believe will make significant contributions to our growth and success. The unexpected loss of services of one or more of these individuals could also adversely affect us. We do not have key man or similar life insurance policies covering members of our senior management. We have employment agreements with our executive officers, but these agreements do not guarantee that any given executive will remain with us, and there can be no assurance that any such officers will remain with us.

If we cannot attract, retain and motivate employees, we may be unable to compete effectively, and lose the ability to improve and expand our businesses.

Our success and ability to grow depend, in part, on our ability to hire, retain, and motivate sufficient numbers of talented people with the increasingly diverse skills needed to serve clients and expand our business, in many locations around the world. We face intense competition for highly qualified, specialized technical, managerial, and consulting personnel. Recruiting, training, retention and benefit costs place significant demands on our resources. Additionally, our substantial indebtedness and CEOC's Chapter 11 proceedings have made recruiting executives to our businesses more difficult, which may become even more difficult as the CEOC Chapter 11 proceedings progress. The inability to attract qualified employees in sufficient numbers to meet particular demands or the loss of a significant number of our employees could have an adverse effect on us.

We may sell or divest different properties or assets as a result of our evaluation of our portfolio of businesses. Such sales or divestitures could affect our costs, revenues, profitability and financial position.

From time to time, we evaluate our properties and our portfolio of businesses and may, as a result, sell or attempt to sell, divest or spin-off different properties or assets. These sales or divestitures affect our costs, revenues, profitability, financial position, liquidity and our ability to comply with our debt covenants. Divestitures have inherent risks, including possible delays in closing transactions (including potential difficulties in obtaining regulatory approvals), the risk of lower-than-expected sales proceeds for the divested businesses, and potential post-closing claims for indemnification. In addition, current economic conditions and relatively illiquid real estate markets may result in fewer potential bidders and unsuccessful sales efforts. Expected costs savings, which are offset by revenue losses from divested properties, may also be difficult to achieve or maximize due to our fixed cost structure.

Reduction in discretionary consumer spending resulting from a downturn in the national economy, the volatility and disruption of the capital and credit markets, adverse changes in the global economy and other factors could negatively impact our financial performance and our ability to access financing.

Changes in discretionary consumer spending or consumer preferences are driven by factors beyond our control, such as perceived or actual general economic conditions; high energy, fuel and other commodity costs; the cost of travel; the potential for bank failures; a soft job market; an actual or perceived decrease in disposable consumer income and wealth; increases in payroll taxes; increases in gaming taxes or fees; fears of recession and changes in consumer confidence in the economy; and terrorist attacks or other global events. Our business is susceptible to any such changes because our casino properties offer a highly discretionary set of entertainment and leisure activities and amenities. Gaming and other leisure activities we offer represent discretionary expenditures and participation in such activities may decline if discretionary consumer spending declines, including during economic downturns, during which consumers generally earn less disposable income. Particularly, we have business concentrations in gaming offerings and in Las Vegas, which are sensitive to declines in discretionary consumer spending and changes in consumer preferences. The economic downturn that began in 2008 and adverse conditions in the local, regional, national and global markets negatively affected our business and results of operations and may negatively affect our operations in the future. During periods of economic contraction, our revenues may decrease while most of our costs remain fixed and some costs even increase, resulting in decreased earnings. While economic conditions have improved and the gaming industry has partially recovered, there are no assurances that the gaming industry will continue to grow.

Additionally, key determinants of our revenues and operating performance include hotel average daily rate (“ADR”), number of gaming trips and average spend per trip by our customers. Given that 2007 was the peak year for our financial performance and the gaming industry in the United States in general, we may not attain those financial levels in the near term, or at all. If we fail to increase ADR or any other similar metric in the near term, our revenues may not increase and, as a result, we may not be able to pay down our existing debt, fund our operations, fund planned capital expenditures or achieve expected growth rates, all of which could have a material adverse effect on our business, financial condition, results of operations and cash flow. Even an uncertain economic outlook may adversely affect consumer spending in our gaming operations and related facilities, as consumers spend less in anticipation of a potential economic downturn. Furthermore, other uncertainties, including national and global economic conditions, terrorist attacks or other global events, could adversely affect consumer spending and adversely affect our operations.

Growth in consumer demand for non-gaming offerings could negatively impact our gaming revenue.

Although recent trends have indicated a growing shift in customer demand for gambling over non-gaming offerings when visiting Las Vegas, there are no assurances that this trend will continue and that demand for non-gaming offerings will not increase. According to Las Vegas Convention and Visitors Authority, 47% of Las Vegas visitors in 2015 indicated that their primary reason to visit was for vacation or pleasure as opposed to solely for gambling as the main attraction, up from 41% of visitors in 2013, but down from 50% of visitors in 2011. To the extent the demand for non-gaming offerings replaces demand for gambling, our gaming revenues will decrease, which could have an adverse impact on our business and results of operations.

We are subject to extensive governmental regulation, which, under certain circumstances, could adversely impact our business, financial condition, and results of operations.

We are subject to extensive gaming regulations and political and regulatory uncertainty. Regulatory authorities in the jurisdictions where we operate have broad powers with respect to the licensing of casino operations and may revoke, suspend, condition or limit our gaming or other licenses, impose substantial fines and take other actions, any one of which could adversely impact our business, financial condition and results of operations. For example, revenues and income from operations were negatively impacted during July 2006 in Atlantic City by a three-day government-imposed casino shutdown. Furthermore, in many jurisdictions where we operate, licenses are granted for limited durations and require renewal from time to time. For example, in Iowa, our ability to continue our gaming operations is subject to a referendum every eight years or at any time upon petition of the voters in the county in which we operate; the most recent referendum which approved our ability to continue to operate our casinos occurred in November 2010. There can be no assurance that continued gaming activity will be approved in any referendum in the future. If we do not obtain the requisite approval in any future referendum, we will not be able to operate our gaming operations in Iowa, which would negatively impact our future performance.

From time to time, individual jurisdictions have also considered legislation or referendums, such as bans on smoking in casinos and other entertainment and dining facilities, which could adversely impact our operations. For example, the City Council of Atlantic City passed an ordinance in 2007 requiring that we segregate at least 75% of the casino gaming floor as a nonsmoking area, leaving no more than 25% of the casino gaming floor as a smoking area. Illinois also passed the Smoke Free Illinois Act which became effective January 1, 2008, and bans smoking in nearly all public places, including bars, restaurants, work places, schools and casinos. The Smoke Free Illinois Act also bans smoking within 15 feet of any entrance, window or air intake area of these public places. In January 2015, the City of New Orleans passed a ban on indoor smoking and use of electronic cigarettes, which became effective in April 2015. These smoking bans have adversely affected revenues and operating results at our properties. The likelihood or outcome of similar legislation in other jurisdictions and referendums in the future cannot be predicted, though any smoking ban would be expected to negatively impact our financial performance.

Furthermore, because we are subject to regulation in each jurisdiction in which we operate, and because regulatory agencies within each jurisdiction review our compliance with gaming laws in other jurisdictions, it is possible that gaming compliance issues in one jurisdiction may lead to reviews and compliance issues in other jurisdictions.

Our stockholders are subject to extensive governmental regulation and if a stockholder is found unsuitable by the gaming authority, that stockholder would not be able to beneficially own our common stock directly or indirectly.

In many jurisdictions, gaming laws can require any of our stockholders to file an application, be investigated, and qualify or have his, her or its suitability determined by gaming authorities. Gaming authorities have very broad discretion in determining whether an applicant should be deemed suitable. Subject to certain administrative proceeding requirements, the gaming regulators have the authority to deny any application or limit, condition, restrict, revoke or suspend any license, registration, finding of suitability or approval, or fine any person licensed, registered or found suitable or approved, for any cause deemed reasonable by the gaming authorities. For additional information on the criteria used in making determinations regarding suitability, see “Governmental Regulation.”

For example, under Nevada gaming laws, each person who acquires, directly or indirectly, beneficial ownership of any voting security, or beneficial or record ownership of any non-voting security or any debt security, in a public corporation which is registered with the Nevada Gaming Commission, or the Gaming Commission, may be required to be found suitable if the Gaming Commission has reason to believe that his or her acquisition of that ownership, or his or her continued ownership in general, would be inconsistent with the declared public policy of Nevada, in the sole discretion of the Gaming Commission. Any person required by the Gaming Commission to be found suitable must apply for a finding of suitability within 30 days after the Gaming Commission's request that he or she should do so and, together with his or her application for suitability, deposit with the Nevada Gaming Control Board, or the Control Board, a sum of money which, in the sole discretion of the Control Board, will be adequate to pay the anticipated costs and charges incurred in the investigation and processing of that application for suitability, and deposit such additional sums as are required by the Control Board to pay final costs and charges.

Furthermore, any person required by a gaming authority to be found suitable, who is found unsuitable by the gaming authority, may not hold directly or indirectly the beneficial ownership of any voting security or the beneficial or record ownership of any nonvoting security or any debt security of any public corporation which is registered with the gaming authority beyond the time prescribed by the gaming authority. A violation of the foregoing may constitute a criminal offense. A finding of unsuitability by a particular gaming authority impacts that person's ability to associate or affiliate with gaming licensees in that particular jurisdiction and could impact the person's ability to associate or affiliate with gaming licensees in other jurisdictions.

Many jurisdictions also require any person who acquires beneficial ownership of more than a certain percentage of voting securities of a gaming company and, in some jurisdictions, non-voting securities, typically 5%, to report the acquisition to gaming authorities, and gaming authorities may require such holders to apply for qualification or a finding of suitability, subject to limited exceptions for "institutional investors" that hold a company's voting securities for investment purposes only. Under Maryland gaming laws, we may not sell or otherwise transfer more than 5% of the legal or beneficial interest in Horseshoe Baltimore without the approval of the Maryland Lottery and Gaming Control Commission, or the Maryland Commission, after the Maryland Commission determines that the transferee is qualified or grants the transferee an institutional investor waiver.

Some jurisdictions may also limit the number of gaming licenses in which a person may hold an ownership or a controlling interest. In Indiana, for example, a person may not have an ownership interest in more than two Indiana riverboat owner's licenses, and in Maryland an individual or business entity may not own an interest in more than one video lottery facility.

If we are unable to effectively compete against our competitors, our profits will decline.

The gaming industry is highly competitive and our competitors vary considerably in size, quality of facilities, number of operations, brand identities, marketing and growth strategies, financial strength and capabilities, and geographic diversity. We also compete with other non-gaming resorts and vacation areas, and with various other entertainment businesses. Our competitors in each market that we participate may have greater financial, marketing, or other resources than we do, and there can be no assurance that they will not engage in aggressive pricing action to compete with us. Although we believe we are currently able to compete effectively in each of the various markets in which we participate, we cannot ensure that we will be able to continue to do so or that we will be capable of maintaining or further increasing our current market share. Our failure to compete successfully in our various markets could adversely affect our business, financial condition, results of operations, and cash flow.

In recent years, many casino operators, including us, have been reinvesting in existing markets to attract new customers or to gain market share, thereby increasing competition in those markets. As companies have completed new expansion projects, supply has typically grown at a faster pace than demand in some markets, including Las Vegas, our largest market, and competition has increased significantly. For example, SLS Las Vegas opened in August 2014 on the northern end of the Strip, and the Genting Group has announced plans to develop a casino and hotel called Resorts World Las Vegas, which is expected to open in 2019 on the northern end of the Strip. Also, in response to changing trends, Las Vegas operators have been focused on expanding their non-gaming offerings, including upgrades to hotel rooms, new food and beverage offerings, and new entertainment offerings. MGM's The Park and joint venture with AEG, T-Mobile Arena, located between New York-New York and Monte Carlo, opened in April 2016 and includes retail and dining options and a 20,000 seat indoor arena for sporting events and concerts. In addition, in June 2016, MGM announced that the Monte Carlo Resort and Casino will undergo \$450 million in non-gaming renovations focused on room, food and beverage and entertainment enhancements and is expected to re-open in late 2018 as two newly branded hotels. The expansion of existing casino entertainment properties, the increase in the number of properties and the aggressive marketing strategies of many of our competitors have increased competition in many markets in which we operate, and this intense competition is expected to continue. These competitive pressures have and are expected to continue to adversely affect our financial performance in certain markets, including Atlantic City.

In particular, our business may be adversely impacted by the additional gaming and room capacity in Nevada. In addition, our operations located in New Jersey may be adversely impacted by the expansion of gaming in Maryland, New York and Pennsylvania, and our operations located in Nevada may be adversely impacted by the expansion of gaming in California.

Theoretical win rates for our casino operations depend on a variety of factors, some of which are beyond our control.

The gaming industry is characterized by an element of chance. Accordingly, we employ theoretical win rates to estimate what a certain type of game, on average, will win or lose in the long run. In addition to the element of chance, theoretical win rates are also affected by the spread of table limits and factors that are beyond our control, such as a player's skill and experience and behavior, the mix of games played, the financial resources of players, the volume of bets placed and the amount of time players spend gambling. As a result of the variability in these factors, the actual win rates at the casino may differ from theoretical win rates and could result in the winnings of our gaming customers exceeding those anticipated. The variability of these factors, alone or in combination, have the potential to negatively impact our actual win rates, which may adversely affect our business, financial condition, results of operations and cash flows.

We face the risk of fraud, theft, and cheating.

We face the risk that gaming customers may attempt or commit fraud or theft or cheat in order to increase winnings. Such acts of fraud, theft, or cheating could involve the use of counterfeit chips or other tactics, possibly in collusion with our employees. Internal acts of cheating could also be conducted by employees through collusion with dealers, surveillance staff, floor managers or other casino or gaming area staff. Additionally, we also face the risk that customers may attempt or commit fraud or theft with respect to our non-gaming offerings or against other customers. Such risks include stolen credit or charge cards or cash, falsified checks, theft of retail inventory and purchased goods, and unpaid or counterfeit receipts. Failure to discover such acts or schemes in a timely manner could result in losses in our gaming operations. Negative publicity related to such acts or schemes could have an adverse effect on our reputation, potentially causing a material adverse effect on our business, financial condition, results of operations and cash flows.

Use of the “Caesars” brand name, or any of our other brands, by entities other than us could damage the brands and our operations and adversely affect our business and results of operations.

The “Caesars” brand remains one of the most recognized casino brands in the world and our operations benefit from the global recognition and reputation generated by our brands. Generally, we are actively pursuing gaming and non-gaming management, branding, and development opportunities in Asia and other parts of the world where our brands and reputation are already well-recognized assets. In addition, we will continue to expand our World Series of Poker tournaments to international jurisdictions where we believe there is a likelihood of legalization of online gaming, in order to grow the brand’s awareness. In connection with such opportunities, we intend to grant third parties licenses to use our brands. Our business and results of operations may be adversely affected by the management or the enforcement of the “Caesars” and the “World Series of Poker” brand names, or any of our other brands, by third parties outside of our exclusive control.

Any failure to protect our trademarks could have a negative impact on the value of our brand names and adversely affect our business.

The development of intellectual property is part of our overall business strategy, and we regard our intellectual property to be an important element of our success. While our business as a whole is not substantially dependent on any one trademark or combination of several of our trademarks or other intellectual property, we seek to establish and maintain our proprietary rights in our business operations and technology through the use of patents, copyrights, trademarks and trade secret laws. Despite our efforts to protect our proprietary rights, parties may infringe our trademarks and use information that we regard as proprietary and our rights may be invalidated or unenforceable. The unauthorized use or reproduction of our trademarks could diminish the value of our brand and our market acceptance, competitive advantages or goodwill, which could adversely affect our business.

Additionally, we have not applied for the registration of all of our trademarks, copyrights, proprietary technology or other intellectual property rights, as the case may be, and may not be successful in obtaining all intellectual property rights for which we have applied. Despite our efforts to protect our proprietary rights, parties may infringe upon our intellectual property and use information that we regard as proprietary, and our rights may be invalidated or unenforceable. The laws of some foreign countries may not protect proprietary rights or intellectual property to as great an extent as do the laws of the United States. In addition, others may independently develop substantially equivalent intellectual property.

We extend credit to a portion of our customers and we may not be able to collect gaming receivables from our credit players.

We conduct our gaming activities on a credit and cash basis at many of our properties. Any such credit we extend is unsecured. Table games players typically are extended more credit than slot players, and high-stakes players typically are extended more credit than customers who tend to wager lower amounts. High-end gaming is more volatile than other forms of gaming, and variances in win-loss results attributable to high-end gaming may have a significant positive or negative impact on cash flow and earnings in a particular quarter. We extend credit to those customers whose level of play and financial resources warrant, in the opinion of management, an extension of credit. These large receivables could have a significant impact on our results of operations if deemed uncollectible. While gaming debts evidenced by a credit instrument, including what is commonly referred to as a “marker,” and judgments on gaming debts are enforceable under the current laws of the jurisdictions in which we allow play on a credit basis and judgments in such jurisdictions on gaming debts are enforceable in all states under the Full Faith and Credit Clause of the U.S. Constitution, other jurisdictions may determine that enforcement of gaming debts is against public policy. Although courts of some foreign nations will enforce gaming debts directly and the assets in the U.S. of foreign debtors may be reached to satisfy a judgment, judgments on gaming debts from U.S. courts are not binding on the courts of many foreign nations.

The development and construction of new hotels, casinos and gaming and non-gaming venues and the expansion of existing ones could have an adverse effect on our business, financial condition and results of operations due to various factors including delays, cost overruns and other uncertainties.

We intend to develop, construct and open new hotels, casinos and other gaming venues, and develop and manage non-gaming venues, in response to opportunities that may arise. Future development projects may require significant capital commitments, the incurrence of additional debt, guarantees of third party debt, the incurrence of contingent liabilities and an increase in depreciation and amortization expense, which could have an adverse effect upon our business, financial condition, results of operations and cash flow. The development and construction of new hotels, casinos and gaming venues and the expansion of existing ones is susceptible to various risks and uncertainties, such as:

- the existence of acceptable market conditions and demand for the completed project;
- general construction risks, including cost overruns, change orders and plan or specification modification, shortages of construction resources, labor disputes, unforeseen environmental, engineering or geological problems, work stoppages, fire and other natural disasters, construction scheduling problems, and weather interferences;
- changes and concessions required by governmental or regulatory authorities;
- the ability to finance the projects, especially in light of our substantial indebtedness;
- delays in obtaining, or inability to obtain, all licenses, permits and authorizations required to complete and/or operate the project; and
- disruption of our existing operations and facilities.

Moreover, our development and expansion projects are sometimes jointly pursued with third parties or by licensing our brands to third parties. These joint development, expansion projects or license agreements are subject to risks, in addition to those disclosed above, as they are dependent on our ability to reach and maintain agreements with third parties.

Our failure to complete any new development or expansion project, or complete any joint development, expansion projects or projects where we license our brands, as planned, on schedule, within budget or in a manner that generates anticipated profits, could have an adverse effect on our business, financial condition, results of operations and cash flow.

We may pursue strategic acquisitions of third-party assets and businesses as a complement to our future growth strategy, which could raise material investment risk and affect our businesses and operations if integration is unsuccessful or the acquired assets and businesses perform poorly.

We intend to implement a growth plan centered on an organic growth strategy for our non-gaming entertainment, hospitality and leisure offerings. We also intend to pursue strategic acquisitions as a complement to the extent such acquisitions present attractive opportunities that would bolster our organic growth strategy. Additionally, we will also look to become a more active participant in certain high-growth social and mobile gaming opportunities in order to leverage our extensive experience and management expertise in the gaming industry and build an enhanced high growth portfolio.

Our ability to realize the anticipated benefits of acquisitions will depend, in part, on our ability to integrate the businesses of such acquired company with our businesses. The combination of two independent companies is a complex, costly and time consuming process. This process may disrupt the business of either or both of the companies, and may not result in the full benefits expected. The difficulties of combining the operations of the companies include, among others:

- coordinating marketing functions;
- undisclosed liabilities; unanticipated issues in integrating information, communications and other systems;
- unanticipated incompatibility of purchasing, logistics, marketing and administration methods;
- retaining key employees;
- consolidating corporate and administrative infrastructures;
- the diversion of management's attention from ongoing business concerns; and
- coordinating geographically separate organizations.

Additionally, even if integration is successful, the overall integration of acquired assets and businesses may result in material unanticipated problems, expenses, liabilities, competitive responses, loss of customer and other business relationships and diversion of management attention. There is also no guarantee that the acquired assets or businesses will generate any of the projected synergies and earnings growth, and the failure to realize such projected synergies and earnings growth may adversely affect our operating and financial results and derail any growth plans.

The risks associated with our existing and potential future international operations could reduce our profits.

Some of our properties are located outside the United States, and we are currently pursuing additional international opportunities. International operations are subject to inherent risks including:

- political and economic instability;
- variation in local economies;
- currency fluctuation;
- greater difficulty in accounts receivable collection;
- trade barriers; and
- burden of complying with a variety of international laws.

For example, the political instability in Egypt due to the uprising in January 2011 has negatively affected our properties there.

Any violation of the Foreign Corrupt Practices Act or other similar laws and regulations could have a negative impact on us.

We are subject to risks associated with doing business outside of the United States, which exposes us to complex foreign and U.S. regulations inherent in doing business cross-border and in each of the countries in which it transacts business. We are subject to requirements imposed by the Foreign Corrupt Practices Act ("FCPA") and other anti-corruption laws that generally prohibit U.S. companies and their affiliates from offering, promising, authorizing or making improper payments to foreign government officials for the purpose of obtaining or retaining business. Violations of the FCPA and other anti-corruption laws may result in severe criminal and civil sanctions and other penalties and the SEC and U.S. Department of Justice have increased their enforcement activities with respect to the FCPA. Policies and procedures and employee training and compliance programs that we have implemented to deter prohibited practices may not be effective in prohibiting our employees, contractors or agents from violating or circumventing our policies and the law. If our employees or agents fail to comply with applicable laws or company policies governing our international operations, we may face investigations, prosecutions and other legal proceedings and actions which could result in civil penalties, administrative remedies and criminal sanctions. Any determination that we have violated any anti-corruption laws could have a material adverse effect on our financial condition. Compliance with international and U.S. laws and regulations that apply to our international operations increases our cost of doing business in foreign jurisdictions. We also deal with significant amounts of cash in our operations and are subject to various reporting and anti-money laundering regulations. Any violation of anti-money laundering laws ("AML") or regulations, on which in recent years, governmental authorities have been increasingly focused, with a particular focus on the gaming industry, by any of our resorts could have a negative effect on our results of operations.

Acts of terrorism, war, natural disasters, severe weather and political, economic and military conditions may impede our ability to operate or may negatively impact our financial results.

Terrorist attacks and other acts of war or hostility have created many economic and political uncertainties. For example, a substantial number of the customers of our properties in Las Vegas use air travel. As a result of terrorist acts that occurred on September 11, 2001, domestic and international travel was severely disrupted, which resulted in a decrease in customer visits to our properties in Las Vegas. We cannot predict the extent to which disruptions in air or other forms of travel as a result of any further terrorist act, security alerts or war, uprisings, or hostilities in places such as Iraq, Afghanistan and/or Syria or other countries throughout the world, and governmental responses to those acts or hostilities, will directly or indirectly impact our business and operating results. For example, our operations in Cairo, Egypt were negatively affected from the uprising there in January 2011. As a consequence of the threat of terrorist attacks and other acts of war or hostility in the future, premiums for a variety of insurance products have increased, and some types of insurance are no longer available. If any such event were to affect our properties, we would likely be adversely impacted.

In addition, natural and man-made disasters such as major fires, floods, hurricanes, earthquakes and oil spills could also adversely impact our business and operating results. Such events could lead to the loss of use of one or more of our properties for an extended period of time and disrupt our ability to attract customers to certain of our gaming facilities. If any such event were to affect our properties, we would likely be adversely impacted.

In most cases, we have insurance that covers portions of any losses from a natural disaster, but it is subject to deductibles and maximum payouts in many cases. Although we may be covered by insurance from a natural disaster, the timing of our receipt of insurance proceeds, if any, is out of our control. In some cases, however, we may receive no proceeds from insurance.

Additionally, a natural disaster affecting one or more of our properties may affect the level and cost of insurance coverage we may be able to obtain in the future, which may adversely affect our financial position.

As our operations depend in part on our customers' ability to travel, severe or inclement weather can also have a negative impact on our results of operations.

We may incur impairments to goodwill, indefinite-lived intangible assets, or long-lived assets, which could negatively affect our future profits.

We perform our annual impairment assessment of goodwill as of October 1, or more frequently if impairment indicators exist. We determine the estimated fair value of each reporting unit based on a combination of EBITDA and estimated future cash flows discounted at rates commensurate with the capital structure and cost of capital of comparable market participants, giving appropriate consideration to the prevailing borrowing rates within the casino industry in general. We also evaluate the aggregate fair value of all of our reporting units and other non-operating assets in comparison to our aggregate debt and equity market capitalization at the test date. Both EBITDA multiples and discounted cash flows are common measures used to value and buy or sell businesses in our industry.

We also perform an annual impairment assessment of other non-amortizing intangible assets as of October 1, or more frequently if impairment indicators exist. We determine the estimated fair value of our non-amortizing intangible assets by primarily using the Relief From Royalty Method and Excess Earnings Method under the income approach.

We review the carrying value of our long-lived assets whenever events and circumstances indicate that the carrying value of an asset may not be recoverable from the estimated future cash flows expected to result from its use and eventual disposition. When performing this assessment, we consider current operating results, trends and prospects, as well as the effect of obsolescence, demand, competition, and other economic, legal, and regulatory factors.

Significant negative industry or economic trends, reduced estimates of future cash flows, disruptions to our business, slower growth rates or lack of growth in our business have resulted in impairment charges during the year ended December 31, 2014. If one or more of such events occurs in the future, additional impairment charges may be required in future periods. If we are required to record additional impairment charges, this could have a material adverse impact on our consolidated financial statements.

Our business is particularly sensitive to energy prices and a rise in energy prices could harm our operating results.

We are a large consumer of electricity and other energy and, therefore, higher energy prices may have an adverse effect on our results of operations. Accordingly, increases in energy costs may have a negative impact on our operating results. Additionally, higher electricity and gasoline prices which affect our customers may result in reduced visitation to our resorts and a reduction in our revenues. We may be indirectly impacted by regulatory requirements aimed at reducing the impacts of climate change directed at up-stream utility providers, as we could experience potentially higher utility, fuel, and transportation costs.

CGP's interests may conflict with our interests.

The interests of CGP could conflict with our interests. CGP is in a similar business to us and is required to first provide any potential development opportunities to us. However, we may decide to decline the opportunity for the Company's business and permit CGP to pursue the development opportunity. A committee of our board of directors comprised of disinterested directors will consider potential development opportunities provided to us by CGP. If the committee declines an opportunity, that opportunity will be available to CGP and will not be available to our businesses. As a result, our business and growth prospects could be negatively impacted. Furthermore, the consideration of business opportunities may create potential or perceived conflicts of interests between our and CGP's businesses. While we may retain a portion of the financial stake in any management fee to be received in connection with an opportunity provided to CGP, there can be no assurances that such opportunity will be successful or that we will receive the expected fees from any opportunity.

Although certain employees of affiliates of Apollo Global Management, LLC (together with such affiliates, "Apollo") and affiliates of TPG Capital, LP (together with such affiliates, "TPG" and, together with Apollo, the "Sponsors") are on the boards of directors of Caesars Entertainment and CAC, the certificates of incorporation of both companies provide that neither the Sponsors nor directors have any obligation to present any corporate opportunity to Caesars Entertainment or CAC. Accordingly, the Sponsors may pursue gaming, entertainment or other activities outside of Caesars Entertainment or CAC and have no obligation to present such opportunity to Caesars Entertainment or CAC.

Work stoppages and other labor problems could negatively impact our future profits.

Some of our employees are represented by labor unions and, accordingly, we are subject to the risk of work stoppages or other labor disruptions from time to time.

We currently have five collective bargaining agreements covering various employees in Las Vegas expiring in 2017, as well as three others that will expire in 2017.

All agreements are subject to automatic extension unless one party gives 30 days' prior notice of intent to terminate. No such notice has been given. We intend to negotiate renewal agreements for all collective bargaining agreements expiring and are hopeful that we will be able to reach agreements with the respective unions without any work stoppage. Work stoppages and other labor disruptions could have a material adverse impact on our operations. From time to time, we have experienced attempts by labor organizations to organize certain of our non-union employees. These efforts have achieved some success to date. We cannot provide any assurance that we will not experience additional and successful union activity in the future. The impact of this union activity is undetermined and could negatively impact our profits.

We may be subject to material environmental liability, including as a result of unknown environmental contamination.

The casino properties business is subject to certain federal, state and local environmental laws, regulations and ordinances which govern activities or operations that may have adverse environmental effects, such as emissions to air, discharges to streams and rivers and releases of hazardous substances and pollutants into the environment, as well as handling and disposal from municipal/non-hazardous waste, and which also apply to current and previous owners or operators of real estate generally. Federal examples of these laws include the Clean Air Act, the Clean Water Act, the Resource Conservation Recovery Act, the Comprehensive Environmental Response, Compensation and Liability Act and the Oil Pollution Act of 1990. Certain of these environmental laws may impose cleanup responsibility and liability without regard to whether the owner or operator knew of or caused particular contamination or release of hazardous substances. Should unknown contamination be discovered on our property, or should a release of hazardous substances occur on our property, we could be required to investigate and remediate the contamination and could also be held responsible to a governmental entity or third parties for property damage, personal injury or investigation and remediation costs incurred in connection with the contamination or release, which may be substantial. Moreover, such contamination may also impair our ability to use the affected property. Such liability could be joint and several in nature, regardless of fault, and could affect us even if such property is vacated. The potential for substantial costs and an inability to use the property could adversely affect our business.

Our insurance coverage may not be adequate to cover all possible losses we could suffer, and, in the future, our insurance costs may increase significantly or we may be unable to obtain the same level of insurance coverage.

We may suffer damage to our property caused by a casualty loss (such as fire, natural disasters and acts of war or terrorism) that could severely disrupt our business or subject it to claims by third parties who are injured or harmed. Although we maintain insurance (including property, casualty, terrorism and business interruption), it may be inadequate or unavailable to cover all of the risks to which our business and assets may be exposed. In several cases we maintain extremely high deductibles or self-insure against specific losses. Should an uninsured loss (including a loss which is less than our deductible) or loss in excess of insured limits occur, it could have a significant adverse impact on our operations and revenues.

We generally renew our insurance policies on an annual basis. If the cost of coverage becomes too high, we may need to reduce our policy limits or agree to certain exclusions from our coverage in order to reduce the premiums to an acceptable amount. Among other factors, homeland security concerns, other catastrophic events or any change in the current U.S. statutory requirement that insurance carriers offer coverage for certain acts of terrorism could adversely affect available insurance coverage and result in increased premiums on available coverage (which may cause us to elect to reduce our policy limits) and additional exclusions from coverage. Among other potential future adverse changes, in the future we may elect to not, or may be unable to, obtain any coverage for losses due to acts of terrorism.

The success of third parties adjacent to our properties is important to our ability to generate revenue and operate our business and any deterioration to their success could materially adversely affect our revenue and result of operations.

In certain cases, we do not own the businesses and amenities adjacent to our properties. However, the adjacent third-party businesses and amenities stimulate additional traffic through our complexes, including the casinos, which are our largest generators of revenue. Any decrease in the popularity of, or the number of customers visiting, these adjacent businesses and amenities may lead to a corresponding decrease in the traffic through our complexes, which would negatively affect our business and operating results. Further, if newly opened properties are not as popular as expected, we will not realize the increase in traffic through our properties that we expect as a result of their opening, which would negatively affect our business projections.

Compromises of our information systems or unauthorized access to confidential information or our customers' personal information could materially harm our reputation and business.

We collect and store confidential, personal information relating to our customers for various business purposes, including marketing and financial purposes, and credit card information for processing payments. For example, we handle, collect and store personal information in connection with our customers staying at our hotels and enrolling in our Total Rewards program. We may share this personal and confidential information with vendors or other third parties in connection with processing of transactions, operating certain aspects of our business or for marketing purposes. Our collection and use of personal data are governed by state and federal privacy laws and regulations as well as the applicable laws and regulations in other countries in which we operate. Privacy law is an area that changes often and varies significantly by jurisdiction. We may incur significant costs in order to ensure compliance with the various applicable privacy requirements. In addition, privacy laws and regulations may limit our ability to market to our customers.

We assess and monitor the security of collection, storage and transmission of customer information on an ongoing basis. We utilize commercially available software and technologies to monitor, assess and secure our network. Further, the systems currently used for transmission and approval of payment card transactions, and the technology utilized in payment cards themselves, all of which can put payment card data at risk, are determined and controlled by the payment card industry, not us. Although we have taken steps designed to safeguard our customers' confidential personal information and important internal company data, our network and other systems and those of third parties, such as service providers, could be compromised, damaged, or disrupted by a third party breach of our system security or that of a third-party provider or as a result of purposeful or accidental actions of third parties, our employees or those employees of a third party, power outages, computer viruses, system failures, natural disasters or other catastrophic events. Our third-party information system service providers face risks relating to cybersecurity similar to ours, and we do not directly control any of such parties' information security operations. Advances in computer and software capabilities and encryption technology, new tools and other developments may increase the risk of a security breach. As a result of any security breach, customer information or other proprietary data may be accessed or transmitted by or to a third party. Despite these measures, there can be no assurance that we are adequately protecting our information.

Any loss, disclosure or misappropriation of, or access to, customers' or other proprietary information, or other breach of our information security could result in legal claims or legal proceedings, including regulatory investigations and actions, or liability for failure to comply with privacy and information security laws, including for failure to protect personal information or for misusing personal information, which could disrupt our operations, damage our reputation and expose us to claims from customers,

financial institutions, regulators, payment card associations, employees and other persons, any of which could have an adverse effect on our financial condition, results of operations and cash flow.

Our obligation to contribute to multi-employer pension plans, or discontinuance of such obligations, may have an adverse impact on us.

We contribute to and participate in various multi-employer pension plans for employees represented by certain unions. We are required to make contributions to these plans in amounts established under collective bargaining agreements. We do not administer these plans and, generally, are not represented on the boards of trustees of these plans. The Pension Protection Act enacted in 2006, or the PPA, requires under-funded pension plans to improve their funding ratios. Based on the information available to us, some of the multi-employer plans to which we contribute are either “critical” or “endangered” as those terms are defined in the PPA. Specifically, the Pension Plan of the UNITE HERE National Retirement Fund is less than 65% funded. We cannot determine at this time the amount of additional funding, if any, we may be required to make to these plans. However, plan assessments could have an adverse impact on our results of operations or cash flows for a given period. Furthermore, under current law, upon the termination of a multi-employer pension plan, due to the withdrawal of all its contributing employers (a mass withdrawal), or in the event of a withdrawal by us, which we consider from time to time, we would be required to make payments to the plan for our proportionate share of the plan's unfunded vested liabilities, that would have a material adverse impact on our consolidated financial condition, results of operations and cash flows.

In January 2015, the Trustees of the National Retirement Fund (“NRF”), a multi-employer defined benefit pension plan, voted to expel the CEC controlled group (“CEC Group”) from NRF’s Legacy Plan. NRF claims that CEOC’s bankruptcy presents an “actuarial risk” to the Legacy Plan purportedly permitting such expulsion. The CEC affiliates that are included in the NRF Legacy Plan are Caesars Atlantic City, Bally’s Atlantic City, and Harrah’s Philadelphia (all of which are owned by CEOC and are not included in CEC’s results), as well as Harrah’s Atlantic City and the Las Vegas laundry. NRF has advised the CEC Group that its expulsion has triggered withdrawal liability with a present value of approximately \$360 million, payable in 80 quarterly payments of about \$6 million, and has commenced litigation against CEC and CERP seeking payment of this withdrawal liability, which remains ongoing.

The CEC Group disputes NRF’s authority to take such action. Prior to NRF’s vote, the CEC Group reiterated its commitment to remain in the plan and not seek rejection of any collective bargaining agreement in which the obligation to contribute to NRF exists. CEOC is current with respect to pension contributions. The CEC Group is pursuing several litigation strategies to challenge NRF’s action, and CEC and CERP are vigorously opposing the litigation commenced by NRF. There can be no assurance that our strategies will have a successful outcome, and the CEC Group may become liable for the withdrawal liability, which would have an adverse impact on us.

Due to the participation of CEOC, CGPH, and CERP in CES, we may not control CES and our interests may not align with the interests of the other members of CES.

CEOC, CGPH, and CERP are members of CES, and each relies on CES to provide it and its subsidiaries with intellectual property licenses and property management services, among other services. CEOC, CGPH and CERP are each required to contribute as necessary to fund CES’ operating costs and capital requirements in proportion to their respective ownership interest in CES. The members of CES are required to fund its capital expenditures in agreed portions on an annual basis. The amount each member will be required to fund in future years will be subject to the review and approval of the CES steering committee. CEOC, CGPH and CERP, together, control CES through the CES steering committee, which is comprised of one representative from each of CEOC, CGPH and CERP. Conflicts of interest may arise between Caesars Entertainments’ subsidiaries. Most decisions by CES require the consent of two of the three steering committee members. To the extent we are unable to control the consent of at least two of the three steering committee members, we may be unable to cause CES to take actions that are in our interest. In addition, certain decisions by CES may not be made without unanimous consent of the members. These actions include any decision with respect to liquidation or dissolution of CES, merger, consolidation or sale of all or substantially all the assets of CES, usage of CES assets in a manner inconsistent with the purposes of CES, material amendment to CES’ operating agreement, admission of new investors to CES and filing of any bankruptcy or similar action by CES. Thus, the members may block certain actions by CES that are in our interest.

We are controlled by the Sponsors, whose interests may not be aligned with ours.

The members of Hamlet Holdings LLC (“Hamlet Holdings”) are comprised of individuals affiliated with Apollo Global Management, LLC (“Apollo”) and affiliates of TPG Capital LP (“TPG”) (collectively, the “Sponsors”). As of December 31, 2016, Hamlet Holdings beneficially owned a majority of our common stock pursuant to an irrevocable proxy providing Hamlet Holdings with sole voting and sole dispositive power over those shares, and, as a result, the Sponsors have the power to elect all of our directors. Moreover, Hamlet Holdings has the ability to vote on any transaction that requires the approval of our board of directors or our stockholders, including the approval of significant corporate transactions such as mergers and the sale of all or substantially all of our assets. As a result, Hamlet Holdings is in a position to exert a significant influence over us, and the direction of our business and results of operations. The interests of the Sponsors could conflict with or differ from the interests of other holders of our securities. For example, the concentration of ownership held by the Sponsors could delay, defer or prevent a change of control of us or impede a merger, takeover or other business combination which another stockholder may otherwise view favorably. Additionally, the Sponsors are in the business of making or advising on investments in companies they hold, and may from time to time in the future acquire interests in or provide advice to businesses that directly or indirectly compete with certain portions of our business or are suppliers or customers of ours. One or both of the Sponsors may also pursue acquisitions that may be complementary to our business, and, as a result, those acquisition opportunities may not be available to us. A sale of a substantial number of shares of stock in the future by funds affiliated with the Sponsors or their co-investors could cause our stock price to decline. So long as Hamlet Holdings continues to hold the irrevocable proxy, they will continue to be able to strongly influence or effectively control our decisions.

In addition, we have an executive committee that serves at the discretion of our board of directors and is authorized to take such actions as it reasonably determines appropriate. Currently, the executive committee may act by a majority of its members, provided that at least one member affiliated with TPG and Apollo must approve any action of the executive committee.

Future sales or the possibility of future sales of a substantial amount of our common stock, including in connection with the Merger or the restructuring of CEOC, may depress the price of shares of our common stock.

Future sales or the availability for sale of substantial amounts of our common stock in the public market could adversely affect the prevailing market price of our common stock and could impair our ability to raise capital through future sales of equity securities.

As of December 31, 2016, there were 147 million shares outstanding, all of which are the same class of voting common stock. All of the outstanding shares of our common stock will be eligible for resale under Rule 144 or Rule 701 of the Securities Act of 1933, as amended (“Securities Act”), subject to volume limitations, applicable holding period requirements or other contractual restrictions. The Sponsors have the ability to cause us to register the resale of its shares, and our management members who hold shares will have the ability to include their shares in such registration.

We sold 7 million shares of our common stock in 2014. In connection with the Merger, we expect to issue a significant number of shares of our common stock and, in connection with the Third Amended Plan, we expect to issue a significant number of shares of our common stock and a significant amount of notes that will be convertible into shares of our common stock. In addition, we may issue shares of common stock or other securities from time to time as consideration for future acquisitions and investments or for any other reason that our board of directors deems advisable. If any such acquisition or investment is significant, the number of shares of our common stock, or the number or aggregate principal amount, as the case may be, of other securities that we may issue may in turn be substantial. We may also grant registration rights covering those shares of common stock or other securities in connection with any such acquisitions and investments.

We cannot predict the size of future issuances of our common stock or other securities or the effect, if any, that future issuances and sales of our common stock or other securities, including future sales by the Sponsors, will have on the market price of our common stock. Sales of substantial amounts of common stock (including shares of common stock issued in connection with an acquisition), or the perception that such sales could occur, may adversely affect prevailing market prices for our common stock.

The price and trading volume of our common stock may fluctuate significantly.

The market price of our common stock may be highly volatile and could be subject to wide fluctuations. In addition, the trading volume of our common stock may fluctuate and cause significant price variations to occur. Volatility in the market price of our common stock may prevent a holder of our common stock from being able to sell their shares. The market price for our common stock could fluctuate significantly for various reasons, including:

- our operating and financial performance and prospects;
- our quarterly or annual earnings or those of other companies in our industry;

- news or developments related to CEOC's ongoing Bankruptcy proceedings and negotiations with its creditors;
- conditions that impact demand for our products and services;
- the public's reaction to our press releases, other public announcements and filings with the SEC;
- changes in earnings estimates or recommendations by securities analysts who track our common stock;
- market and industry perception of our success, or lack thereof, in pursuing our growth strategy;
- strategic actions by us or our competitors, such as acquisitions or restructurings;
- changes in government and environmental regulation, including gaming taxes;
- changes in accounting standards, policies, guidance, interpretations or principles;
- arrival and departure of key personnel;
- changes in our capital structure;
- sales of common stock by us or members of our management team;
- issuance of common stock in connection with the Merger;
- the expiration of contractual lockup agreements; and
- changes in general market, economic and political conditions in the United States and global economies or financial markets, including those resulting from natural disasters, terrorist attacks, acts of war and responses to such events.

In addition, the stock market experiences significant price and volume fluctuations. This volatility has had a significant impact on the market price of securities issued by many companies, including companies in the gaming, lodging, hospitality and entertainment industries. The changes frequently appear to occur without regard to the operating performance of the affected companies. Hence, the price of our common stock could fluctuate based upon factors that have little or nothing to do with us, and these fluctuations could materially reduce our share price.

Because we have not paid dividends since being acquired by the Sponsors in 2008 and do not anticipate paying dividends on our common stock in the foreseeable future, holders of our common stock should not expect to receive dividends on shares of our common stock.

We have no present plans to pay cash dividends to our stockholders and, for the foreseeable future, intend to retain all of our earnings for use in our business. The declaration of any future dividends by us is within the discretion of our Board and will be dependent on our earnings, financial condition and capital requirements, as well as any other factors deemed relevant by our board of directors.

We are a “controlled company” within the meaning of the NASDAQ rules and, as a result, will qualify for, and intend to rely on, exemptions from certain corporate governance requirements.

Hamlet Holdings currently controls a majority of our voting common stock. As a result, we are a “controlled company” within the meaning of NASDAQ corporate governance standards. Under the NASDAQ rules, a company of which more than 50% of the voting power is held by an individual, group or another company is a “controlled company” and we have elected not to comply with certain NASDAQ corporate governance requirements, including:

- a majority of the board of directors consists of independent directors;
- a nominating/corporate governance committee that is composed entirely of independent directors;
- a compensation committee that is composed entirely of independent directors; and
- an annual performance evaluation of the nominating/corporate governance and compensation committees.

As a result of these exemptions, we do not have a majority of independent directors nor do our nominating/corporate governance and compensation committees consist entirely of independent directors and we are not required to have an annual performance evaluation of the nominating/corporate governance and compensation committees. Accordingly, a holder of our common stock will not have the same protections afforded to stockholders of companies that are subject to all of the NASDAQ corporate governance requirements.

Our bylaws and certificate of incorporation contain provisions that could discourage another company from acquiring us and may prevent attempts by our stockholders to replace or remove our current management.

Provisions of our bylaws and our certificate of incorporation may delay or prevent a merger or acquisition that stockholders may consider favorable, including transactions in which you might otherwise receive a premium for your shares. In addition, these provisions may frustrate or prevent any attempts by our stockholders to replace or remove our current management by making it more difficult for stockholders to replace or remove our directors. These provisions include:

- establishing a classified board of directors;
- establishing limitations on the removal of directors;
- permitting only an affirmative vote of at least two-thirds of the Board to fix the number of directors;
- prohibiting cumulative voting in the election of directors;
- empowering only the board of directors to fill any vacancy on the board of directors, whether such vacancy occurs as a result of an increase in the number of directors or otherwise;
- authorizing the issuance of “blank check” preferred stock without any need for action by stockholders;
- eliminating the ability of stockholders to call special meetings of stockholders;
- prohibiting stockholders from acting by written consent if less than 50.1% of our outstanding common stock is controlled by the Sponsors;
- prohibiting amendments to the bylaws without the affirmative vote of at least two-thirds of the board of directors or the affirmative vote of at least two-thirds of the total voting power of the outstanding shares entitled to vote;
- prohibiting amendments to the certificate of incorporation relating to stockholder meetings, amendments to the bylaws or certificate of incorporation, or the election or classification of the board of directors without the affirmative vote of two-thirds of the shares entitled to vote on any matter; and
- establishing advance notice requirements for nominations for election to the board of directors or for proposing matters that can be acted on by stockholders at stockholder meetings.

Our issuance of shares of preferred stock could delay or prevent a change of control of us. Our board of directors has the authority to cause us to issue, without any further vote or action by the stockholders, shares of preferred stock, par value \$0.01 per share, in one or more series, to designate the number of shares constituting any series, and to fix the rights, preferences, privileges and restrictions thereof, including dividend rights, voting rights, rights and terms of redemption, redemption price or prices and liquidation preferences of such series. The issuance of shares of preferred stock may have the effect of delaying, deferring or preventing a change in control of our company without further action by the stockholders, even where stockholders are offered a premium for their shares.

Together, these charter and statutory provisions could make the removal of management more difficult and may discourage transactions that otherwise could involve payment of a premium over prevailing market prices for our common stock. Furthermore, the existence of the foregoing provisions, as well as the significant common stock controlled by Hamlet Holdings, could limit the price that investors might be willing to pay in the future for shares of our common stock. They could also deter potential acquirers of our company, thereby reducing the likelihood that you could receive a premium for your common stock in an acquisition.

PRIVATE SECURITIES LITIGATION REFORM ACT

This Form 10-K contains or may contain “forward-looking statements” intended to qualify for the safe harbor from liability established by the Private Securities Litigation Reform Act of 1995. These statements can be identified by the fact that they do not relate strictly to historical or current facts. We have based these forward-looking statements on our current expectations about future events. Further, statements that include words such as “may,” “will,” “project,” “might,” “expect,” “believe,” “anticipate,” “intend,” “could,” “would,” “estimate,” “continue,” “present,” “preserve,” or “pursue,” or the negative of these words or other words or expressions of similar meaning may identify forward-looking statements. These forward-looking statements are found at various places throughout this report. These forward-looking statements, including, without limitation, those relating to future actions, new projects, strategies, future performance, the outcome of contingencies such as legal proceedings, the restructuring of CEOC and future financial results, wherever they occur in this report, are necessarily estimates reflecting the best judgment of our management and involve a number of risks and uncertainties that could cause actual results to differ materially from those suggested by the forward-looking statements. These forward-looking statements should, therefore, be considered in light of various important factors set forth above and from time to time in our filings with the Securities and Exchange Commission.

In addition to the risk factors set forth above, important factors that could cause actual results to differ materially from estimates or projections contained in the forward-looking statements include without limitation:

- the outcome of currently pending or threatened litigation and demands for payment by certain creditors and by the NRF against CEC;
- the effects of CEOC’s bankruptcy on CEOC and its subsidiaries and affiliates, including Caesars Entertainment, and the interest of various creditors, equity holders and other constituents;
- the ability to retain key employees during the restructuring of CEOC;
- risks associated with third party motions in the Chapter 11 Case, which may hinder or delay CEOC's ability to consummate the Third Amended Plan;
- the ability (or inability) of CEC and CEOC to satisfy the conditions to the effectiveness of the Third Amended Plan;
- adverse effects of the Chapter 11 proceedings and related litigation on Caesars Entertainment’s liquidity or results of operations;
- the effects of local and national economic, credit and capital market conditions on the economy, in general, and on the gaming industry, in particular;
- the financial results of our consolidated businesses;
- the impact of our substantial indebtedness and the restrictions in our debt agreements;
- access to available and reasonable financing on a timely basis, including the ability of the Company to refinance its indebtedness on acceptable terms;
- the ability of our customer tracking, customer loyalty, and yield management programs to continue to increase customer loyalty and same-store or hotel sales;
- changes in laws, including increased tax rates, smoking bans, regulations or accounting standards, third-party relations and approvals, and decisions, disciplines and fines of courts, regulators and governmental bodies;
- our ability to recoup costs of capital investments through higher revenues;
- abnormal gaming holds (“gaming hold” is the amount of money that is retained by the casino from wagers by customers);
- the effects of competition, including locations of competitors, competition for new licenses, and operating and market competition;
- the ability to timely and cost-effectively integrate companies that we acquire into our operations;
- the potential difficulties in employee retention and recruitment as a result of our substantial indebtedness or any other factor;

- construction factors, including delays, increased costs of labor and materials, availability of labor and materials, zoning issues, environmental restrictions, soil and water conditions, weather and other hazards, site access matters, and building permit issues;
- litigation outcomes and judicial and governmental body actions, including gaming legislative action, referenda, regulatory disciplinary actions, and fines and taxation;
- acts of war or terrorist incidents, severe weather conditions, uprisings or natural disasters, including losses therefrom, losses in revenues and damage to property, and the impact of severe weather conditions on our ability to attract customers to certain of our facilities;
- the effects of environmental and structural building conditions relating to our properties;
- access to insurance on reasonable terms for our assets; and
- the impact, if any, of unfunded pension benefits under multi-employer pension plans.

You are cautioned not to place undue reliance on these forward-looking statements, which speak only as of the date of this Annual Report on Form 10-K. We undertake no obligation to publicly update or release any revisions to these forward-looking statements to reflect events or circumstances after the date of this Form 10-K or to reflect the occurrence of unanticipated events, except as required by law.

ITEM 1B. Unresolved Staff Comments

None.

ITEM 2. Properties

As of December 31, 2016, we owned the following casino properties. All amounts are approximations.

| Property | Location | Casino Space— Sq. Ft. | Slot Machines | Table Games | Hotel Rooms and Suites |
|----------------------------------|-------------------|-----------------------------|------------------|----------------|------------------------------|
| Bally's Las Vegas | Las Vegas, NV | 68,400 | 990 | 70 | 2,810 |
| The Cromwell | Las Vegas, NV | 40,000 | 390 | 50 | 190 |
| Flamingo Las Vegas | Las Vegas, NV | 72,300 | 1,090 | 110 | 3,460 |
| Harrah's Atlantic City | Atlantic City, NJ | 155,200 | 2,180 | 180 | 2,590 |
| Harrah's Las Vegas | Las Vegas, NV | 90,600 | 1,250 | 90 | 2,530 |
| Harrah's Laughlin | Laughlin, NV | 56,000 | 910 | 40 | 1,510 |
| Harrah's New Orleans | New Orleans, LA | 125,100 | 1,580 | 150 | 450 |
| Horseshoe Baltimore | Baltimore, MD | 122,000 | 2,200 | 180 | — |
| The LINQ Hotel & Casino | Las Vegas, NV | 31,900 | 760 | 70 | 2,250 |
| Paris Las Vegas | Las Vegas, NV | 95,300 | 1,020 | 100 | 2,920 |
| Planet Hollywood Resort & Casino | Las Vegas, NV | 64,500 | 1,080 | 100 | 2,500 |
| Rio All-Suites Hotel & Casino | Las Vegas, NV | 117,300 | 1,060 | 70 | 2,520 |

ITEM 3. Legal Proceedings

We are subject to a number of Noteholder Disputes, all of which are currently stayed consensually or by order of the Bankruptcy Court, related to various transactions that CEOC has completed since 2010, as well as certain other litigation. See Note 3 for full details of the matters outlined below.

Noteholder Disputes

- Litigation commenced by Wilmington Savings Fund Society, FSB on August 4, 2014 (the “Delaware Second Lien Lawsuit”)
- Litigation commenced by parties on September 3, 2014 and October 2, 2014 (the “Senior Unsecured Lawsuits”)
- Litigation commenced by UMB Bank on November 25, 2014 (the “Delaware First Lien Lawsuit”)
- Demands for payment made by Wilmington Savings Fund Society, FSB on February 13, 2015 (the “February 13 Notice”)
- Demands for payment made by BOKF, N.A., on February 18, 2015 (the “February 18 Notice”)
- Litigation commenced by BOKF, N.A. on March 3, 2015 (the “New York Second Lien Lawsuit”)
- Litigation commenced by UMB Bank on June 15, 2015 (the “New York First Lien Lawsuit”)
- Litigation commenced by Wilmington Trust, National Association on October 20, 2015 (the “New York Senior Notes Lawsuit”)

Other Litigation

Litigation commenced by Nicholas Koskie on December 30, 2014 (the “Merger Lawsuit”)

Litigation commenced by Hilton on December 24, 2014 (the “Hilton Lawsuit”)

Litigation commenced by Trustees of the National Retirement Fund in January 2015 (“NRF Litigation”)

ITEM 4. Mine Safety Disclosures

Not applicable.

PART II

ITEM 5. Market for the Company's Common Equity, Related Stockholder Matters and Issuer Purchases of Equity Securities

Our common stock trades on the NASDAQ under the ticker symbol "CZR." The following table sets forth the high and low sales prices for our common stock on the NASDAQ for each quarter during 2016 and 2015.

| | 2016 | | 2015 | |
|----------------|---------|---------|----------|---------|
| | High | Low | High | Low |
| First Quarter | \$ 9.64 | \$ 5.65 | \$ 16.00 | \$ 8.78 |
| Second Quarter | 8.86 | 6.24 | 12.48 | 5.95 |
| Third Quarter | 10.84 | 5.39 | 10.61 | 3.30 |
| Fourth Quarter | 8.50 | 6.70 | 9.17 | 5.75 |

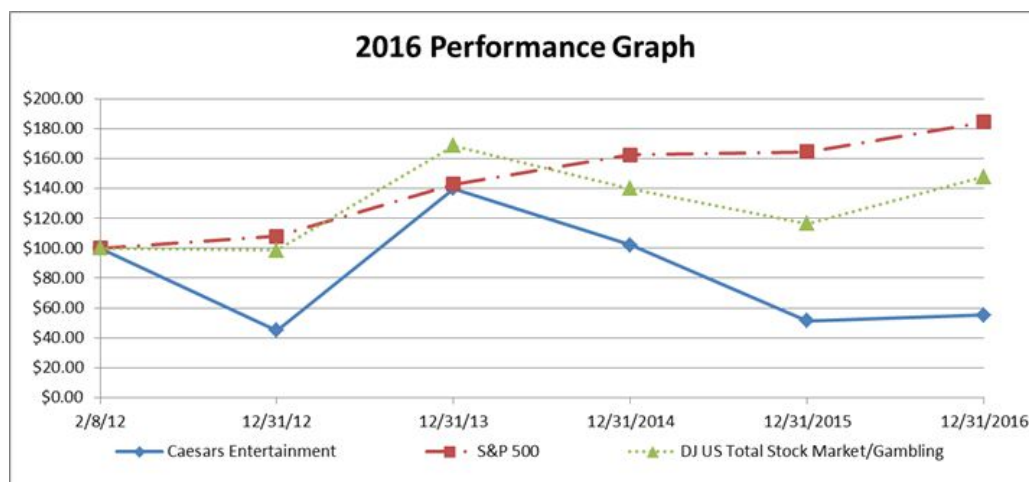
As of February 1, 2017, there were 147,184,937 shares of common stock issued and outstanding that were held by 121 stockholders of record.

To date, we have not paid a cash dividend. Certain of our borrowings have covenants and requirements restricting or limiting the ability of CEC and its subsidiaries to, among other things, pay dividends on or make distributions in respect of their capital stock or make other restricted payments. See Note 11 for additional information on our covenants and restrictions.

There have not been any sales by CEC of equity securities during the years ended December 31, 2016, 2015, or 2014, that have not been registered under the Securities Act. In addition, CEC did not repurchase shares of its common stock during the three months ended December 31, 2016.

Performance Graph

The graph depicted below compares the cumulative total stockholder return on our common stock with the cumulative total return on the Standard & Poor's 500 Stock Index ("S&P 500") and the Dow Jones U.S. Gambling Total Stock Market Index ("Dow Jones U.S. Gambling") for the period beginning on February 8, 2012 (the date our common stock commenced trading on the NASDAQ Global Select Market) and ending on December 31, 2016. NASDAQ OMX furnished the data. The performance graph assumes a \$100 investment in our stock and each of the two indices, respectively, on February 8, 2012, and that all dividends were reinvested. Stock price performance, presented for the period from February 8, 2012 to December 31, 2016, is not necessarily indicative of future results.



| | As of December 31, | | | | | |
|-------------------------|--------------------|----------|-----------|-----------|----------|----------|
| | 2/8/2012 | 2012 | 2013 | 2014 | 2015 | 2016 |
| CZR | \$ 100.00 | \$ 44.96 | \$ 139.96 | \$ 101.95 | \$ 51.27 | \$ 55.23 |
| S&P 500 Index | 100.00 | 107.85 | 142.78 | 162.33 | 164.57 | 184.26 |
| Dow Jones U.S. Gambling | 100.00 | 98.69 | 168.43 | 139.72 | 116.41 | 147.66 |

The performance graph should not be deemed filed or incorporated by reference into any other of our filings under the Securities Act or the Exchange Act, unless we specifically incorporate the performance graph by reference therein.

Equity Compensation Plan Information

We maintain various long-term incentive plans for management, other personnel, and key service providers. The plans allow for granting stock-based compensation awards, including time-based and performance-based stock options, restricted stock units, restricted stock awards, stock grants, or a combination of awards. See Note 14 for a description of our stock-based compensation plans.

| Equity compensation plans approved by security holders | Number of securities to be issued upon exercise of outstanding options or vesting of restricted stock units | Weighted-average exercise price of outstanding options | Number of securities remaining available for future issuance under equity compensation plans ⁽²⁾ |
|--|---|--|---|
| Stock options ⁽¹⁾ | 9,820,168 | \$ 11.69 | 8,331,449 |
| Restricted stock units | 8,447,922 | N/A | N/A |

⁽¹⁾ The weighted average remaining contractual life for the options set forth in this row is 6.2 years.

⁽²⁾ Under the 2012 Incentive Plan, the type and form of awards that can be granted includes, but is not limited to, stock options, stock appreciation rights, restricted stock awards, and restricted stock units.

ITEM 6. Selected Financial Data

The following selected financial data should be read in conjunction with the consolidated financial statements and Item 7, “Management’s Discussion and Analysis of Financial Condition and Results of Operations,” of this Form 10-K.

| <u>(In millions, except per share data)</u> | 2016 | 2015 ⁽¹⁾ | 2014 | 2013 | 2012 |
|--|-------------------|---------------------|-------------------|-------------------|-------------------|
| OPERATING DATA | | | | | |
| Net revenues | \$ 3,877 | \$ 3,929 | \$ 7,967 | \$ 7,917 | \$ 7,994 |
| Impairment of goodwill | — | — | 695 | 104 | 195 |
| Impairment of tangible and other intangible assets ⁽²⁾ | — | 1 | 299 | 2,727 | 430 |
| Income/(loss) from operations | 257 | 346 | (555) | (2,047) | 72 |
| Interest expense | 599 | 683 | 2,669 | 2,252 | 2,100 |
| Deconsolidation and restructuring of CEOC and other ⁽³⁾ | (5,758) | 6,115 | (95) | 28 | 161 |
| Income/(loss) from continuing operations, net of income taxes | (6,127) | 5,897 | (2,723) | (2,748) | (1,150) |
| Discontinued operations, net of income taxes ⁽⁴⁾ | 3,380 | 155 | (143) | (192) | (353) |
| Net income/(loss) | (2,747) | 6,052 | (2,866) | (2,940) | (1,503) |
| Net income/(loss) attributable to Caesars | (3,569) | 5,920 | (2,783) | (2,948) | (1,508) |
| COMMON STOCK DATA | | | | | |
| Basic earnings/(loss) per share from: | | | | | |
| Continuing operations | \$ (47.52) | \$ 39.80 | \$ (18.53) | \$ (21.43) | \$ (9.22) |
| Discontinued operations ⁽⁴⁾ | 23.11 | 1.08 | (1.00) | (1.50) | (2.82) |
| Net income/(loss) | <u>\$ (24.41)</u> | <u>\$ 40.88</u> | <u>\$ (19.53)</u> | <u>\$ (22.93)</u> | <u>\$ (12.04)</u> |
| Diluted earnings/(loss) per share from: | | | | | |
| Continuing operations | \$ (47.52) | \$ 39.20 | \$ (18.53) | \$ (21.43) | \$ (9.22) |
| Discontinued operations ⁽⁴⁾ | 23.11 | 1.06 | (1.00) | (1.50) | (2.82) |
| Net income/(loss) | <u>\$ (24.41)</u> | <u>\$ 40.26</u> | <u>\$ (19.53)</u> | <u>\$ (22.93)</u> | <u>\$ (12.04)</u> |
| FINANCIAL POSITION DATA | | | | | |
| Total assets | \$ 14,894 | \$ 12,206 | \$ 23,339 | \$ 24,492 | \$ 27,670 |
| Current portion of long-term debt | 89 | 187 | 15,779 | 197 | 880 |
| Long-term debt ⁽⁵⁾ | 6,749 | 6,777 | 7,230 | 20,715 | 20,305 |
| Noncontrolling interests ⁽⁶⁾ | 1,759 | 1,246 | 255 | 1,218 | 80 |
| Stockholders’ equity/(deficit) | (3,177) | 987 | (4,997) | (3,122) | (412) |

⁽¹⁾ 2015 reflects the deconsolidation of CEOC (see Note 2).

⁽²⁾ See Note 6 and Note 7 for information about impairments.

⁽³⁾ See Note 1.

⁽⁴⁾ See Note 17.

⁽⁵⁾ See Note 11 for information about debt.

⁽⁶⁾ The decrease in 2014 was primarily due to the sale and grant of CEOC shares in May 2014, which reduced CEC’s ownership to approximately 89%. The increase in 2013 was primarily due to the formation of CGP (see Note 2).

ITEM 7. Management’s Discussion and Analysis of Financial Condition and Results of Operations

In this filing, the name “CEC” refers to the parent holding company, Caesars Entertainment Corporation, exclusive of its consolidated subsidiaries and variable interest entities, unless otherwise stated or the context otherwise requires. The words “Company,” “Caesars,” “Caesars Entertainment,” “we,” “our,” and “us” refer to Caesars Entertainment Corporation, inclusive of its consolidated subsidiaries and variable interest entities, unless otherwise stated or the context otherwise requires.

We also refer to (i) our Consolidated Financial Statements as our “Financial Statements,” (ii) our Consolidated Statements of Operations and Comprehensive Income as our “Statements of Operations,” and (iii) our Consolidated Balance Sheets as our “Balance Sheets.” Note references are to the notes to consolidated financial statements included in Item 8.

The following discussion should be read in conjunction with, and is qualified in its entirety by, the audited consolidated financial statements and the notes thereto and other financial information included elsewhere in this Form 10-K.

The statements in this discussion regarding our expectations regarding our future performance, liquidity and capital resources, and other non-historical statements are forward-looking statements. These forward-looking statements are subject to numerous risks and uncertainties. Our actual results may differ materially from those contained in or implied by any forward-looking statements. See Item 1A, “Risk Factors—PRIVATE SECURITIES LITIGATION REFORM ACT” of this report.

Overview

Our business is operated through CEC, which is primarily a holding company with no independent operations of its own, and our two reportable segments. Through June 30, 2016, we aggregated the operating segments within Caesars Growth Partners (“CGP”) into two separate reportable segments: Caesars Growth Partners Casino Properties and Developments (“CGP Casinos”) and Caesars Interactive Entertainment (“CIE”). Subsequent to CIE’s sale of its social and mobile games business (the “SMG Business”) (see discussion under “Summary of 2016 Events” below), the remaining CIE business is not material, and we no longer consider CIE to be a separate reportable segment from CGP Casinos. Therefore, CGP Casinos and CIE have been combined for all periods presented to form the CGP segment. In addition, we deconsolidated Caesars Entertainment Operating Company (“CEOC”) from our results following its bankruptcy filing in January 2015, and therefore CEOC is not included in our financial results for the majority of 2015 and all of 2016, and is no longer a reportable segment. The Caesars Entertainment Resort Properties (“CERP”) and CGP segments include the following properties: ⁽¹⁾

| CERP ⁽²⁾ | CGP |
|-------------------------------|----------------------------------|
| Flamingo Las Vegas | Bally’s Las Vegas |
| Harrah’s Atlantic City | The Cromwell |
| Harrah’s Las Vegas | Harrah’s New Orleans |
| Harrah’s Laughlin | Horseshoe Baltimore |
| Paris Las Vegas | The LINQ Hotel & Casino |
| Rio All-Suites Hotel & Casino | Planet Hollywood Resort & Casino |
| | CIE Real-Money Online Gaming |
| | CIE World Series of Poker |

⁽¹⁾ CEOC remained a reportable segment until its deconsolidation effective January 15, 2015 (see Note 2).

⁽²⁾ CERP also owns The LINQ promenade and Octavius Tower at Caesars Palace Las Vegas (“Octavius Tower”).

Summary of 2016 Events and Key Drivers of Annual Performance

The following are the significant events of 2016 and the key drivers of our performance. Accordingly, these key drivers are described here, and the remainder of the discussion and analysis of results should be read in conjunction with these explanations.

CEC Going Concern

As a result of the following circumstances, we have substantial doubt about CEC's ability to continue as a going concern:

- we have limited unrestricted cash available to meet the financial commitments of CEC, primarily resulting from significant expenditures made to (1) defend against the litigation matters disclosed below and (2) support a plan of reorganization for CEOC (the "Restructuring");
- we have made material future commitments to support the Restructuring described below; and
- we are a defendant in litigation relating to certain CEOC transactions dating back to 2010 and other legal matters (see Note 3) that could result in one or more adverse rulings against us if the Restructuring is not completed.

In connection with the Restructuring and litigation noted above, during 2016 and 2015, CEC has incurred legal and professional fees and expenses at levels significantly higher than historical amounts. For example, as of December 31, 2016, we have accrued \$6.6 billion of restructuring and support expenses, and during 2016 and 2015, we incurred \$70 million and \$73 million, respectively, in legal and professional fees associated with reorganization efforts and ongoing litigation. We expect to continue to incur additional expenses until CEOC's successful emergence from bankruptcy.

The circumstances set forth above and described in more detail in Note 1, individually and collectively, raise substantial doubt about CEC's ability to continue as a going concern between now and the Effective Date of the Restructuring. CEC does not currently have sufficient cash to meet its financial commitments to support the Third Amended Plan or to satisfy the potential obligations that would arise in the event of an adverse ruling on one or all of the litigation matters disclosed below. The completion of the merger with Caesars Acquisition Company ("CAC") is expected to allow CEC to fulfill its financial commitments in support of the Restructuring. However, if the Merger is not completed for any reason, CEC would still be liable for many of these obligations. In addition, although under the terms of the Restructuring, all related litigation is expected to be resolved, there remain the outstanding litigation matters that are currently stayed pending CEOC's emergence from bankruptcy.

CEC entered into the CIE Proceeds and Reservation Rights Agreement (as amended on October 7, 2016) with CIE, CEOC and CAC (the "CIE Proceeds Agreement"), which allows for up to \$235 million of the proceeds from the SMG Business sale to be distributed to CEC in order to pay certain fees in support of the Restructuring ("CEC Expense Amounts"). After taking into account the cash available to pay the CEC Expense Amounts under the CIE Proceeds Agreement and other sources of liquidity, CEC expects to have sufficient cash to meet its ongoing obligations as they come due for at least 12 months beyond the issuance date of these financial statements. However, there are restrictions governing when and how the cash designated for CEC Expense Amounts can be used (see Note 2). CEC also expects to gain access to the remaining proceeds from the sale of the SMG Business upon completion of the Merger, which will be used to fund its other commitments in support of the Restructuring.

If CEC is unable to access additional sources of cash when needed, in the event of a material adverse ruling on one or all of the litigation matters disclosed below, or if CEOC does not emerge from bankruptcy on a timely basis on terms and under circumstances satisfactory to CEC, it is likely that CEC would seek reorganization under Chapter 11 of the Bankruptcy Code.

CEOC Reorganization

On January 13, 2017, the Debtors filed an amended plan of reorganization (the "Third Amended Plan") with the United States Bankruptcy Court for the Northern District of Illinois in Chicago (the "Bankruptcy Court") that replaces all previously filed plans. CEC, CAC, the Debtors and CEOC's major creditor groups have agreed to support the Third Amended Plan. The Bankruptcy Court confirmed the Third Amended Plan on January 17, 2017.

As part of the Third Amended Plan, it is anticipated that CEOC will be divided into two companies - OpCo and PropCo. OpCo will operate CEOC's properties and facilities. PropCo will hold certain of CEOC's real property assets and related fixtures and will lease those assets to OpCo. It is anticipated that OpCo will be a wholly owned consolidated subsidiary of CEC subsequent to the CEOC's emergence, and that will contract with another subsidiary of CEC to manage the facilities to be leased from PropCo.

Although the Third Amended Plan has been confirmed by the Bankruptcy Court, we must still obtain regulatory approval in all of the jurisdictions in which we have gaming operations in order for CEOC to successfully emerge from bankruptcy, and we are

unable to determine when all necessary requirements will be satisfied. In addition, the Third Amended Plan remains subject to completion of the merger with CAC, certain financing transactions, and various other closing conditions.

CIE's Sale of the SMG Business

On September 23, 2016, CIE sold the SMG Business for cash consideration of \$4.4 billion, subject to customary purchase price adjustments, and retained only its World Series of Poker and regulated online real money gaming businesses. This resulted in a pre-tax gain of approximately \$4.2 billion. The SMG Business represented the majority of CIE's operations and was classified as discontinued operations for the year ended December 31, 2016. Historical results of the SMG Business have been recast as discontinued operations for the years ended December 31, 2015 and 2014, and the related assets and liabilities have been recast as held for sale as of December 31, 2015 (see "Discontinued Operations" in the Discussion of Operating Results section below and Note 17).

Upon closing the sale of the SMG Business, all outstanding CIE stock-based compensation awards were deemed fully vested and subsequently canceled in return for the right to receive a cash payment. CIE's stock-based compensation expense directly identifiable with employees of the SMG Business was \$264 million, \$29 million, and \$38 million during the years ended December 31, 2016, 2015, and 2014, respectively. These expense amounts were reclassified to discontinued operations for all periods presented in the Statements of Operations. Stock-based compensation expense not directly identifiable with employees of the SMG Business was \$189 million, \$31 million, and \$49 million during the years ended December 31, 2016, 2015, and 2014, respectively, and was included in property, general, administrative, and other in the Statements of Operations. For the year ended December 31, 2016, the majority of stock-based compensation expense resulted from the acceleration of the vesting of CIE stock-based compensation awards.

Discussion of Operating Results

As described above and in Note 1, we deconsolidated CEOC effective January 15, 2015. Headings below labeled "CERP and CGP" represent the combined results of the entities that remain in the consolidated Caesars entity subsequent to the deconsolidation of CEOC, and do not include the results of CEOC or the SMG Business. Where we have presented an analysis of other factors affecting net income/(loss) and consolidated results by reportable segment, this information includes CEOC as a reportable segment for the first 15 days of 2015.

Segment results in this MD&A are presented consistent with the way Caesars management assesses the results subsequent to the deconsolidation of CEOC, which is a consolidated view that adjusts for the impact of certain transactions between reportable segments within Caesars for all periods presented. Therefore, the results of certain reportable segments presented in this filing differ from the financial statement information presented in their separate filings. "Other" includes parent, consolidating, and other adjustments to reconcile to consolidated Caesars results.

Consolidated Operating Results

| | Years Ended December 31, | | | | (A) vs. (B) Fav/(Unfav) | |
|---|--------------------------------|--------------------------------|---------------------|-------------------------|----------------------------|-----------|
| | 2016 | 2015 | | | | |
| | (A) | (B) | | | | |
| | CERP and CGP ⁽¹⁾ | CERP and CGP ⁽¹⁾ | CEOC ⁽²⁾ | Consolidated Caesars | \$ | % |
| <i>(Dollars in millions)</i> | | | | | | |
| Casino revenues | \$ 2,177 | \$ 2,168 | \$ 118 | \$ 2,286 | \$ 9 | 0.4 % |
| Net revenues | 3,877 | 3,771 | 158 | 3,929 | 106 | 2.8 % |
| Income from operations | 257 | 337 | 9 | 346 | (80) | (23.7)% |
| Deconsolidation and restructuring of CEOC and other | (5,758) | 6,115 | — | 6,115 | (11,873) | * |
| Income/(loss) from continuing operations, net of income taxes | (6,127) | 5,975 | (78) | 5,897 | (12,102) | * |
| Discontinued operations, net of income taxes | 3,380 | 162 | (7) | 155 | 3,218 | * |
| Net income/(loss) attributable to Caesars | (3,569) | 6,005 | (85) | 5,920 | (9,574) | * |
| Property EBITDA ⁽³⁾ | 1,140 | 1,047 | 31 | 1,078 | 93 | 8.9 % |
| Operating Margin ⁽⁴⁾ | 6.6% | 8.9% | 5.7% | 8.8% | — | (2.3) pts |

| | Year Ended December 31, | | | | |
|--|-----------------------------|---------------------|----------------------|-------------|----------|
| | 2014 | | | | |
| | (C) | | | (B) vs. (C) | |
| | CERP and CGP ⁽¹⁾ | CEOC ⁽²⁾ | Consolidated Caesars | Fav/(Unfav) | |
| <i>(Dollars in millions)</i> | \$ | \$ | \$ | \$ | % |
| Casino revenues | \$ 1,923 | \$ 3,495 | \$ 5,418 | \$ 245 | 12.7% |
| Net revenues | 3,372 | 4,595 | 7,967 | 399 | 11.8% |
| Loss from operations | (245) | (310) | (555) | 582 | * |
| Deconsolidation and restructuring of CEOC and other | 142 | (237) | (95) | 5,973 | * |
| Loss from continuing operations, net of income taxes | (382) | (2,341) | (2,723) | 6,357 | * |
| Discontinued operations, net of income taxes | 34 | (177) | (143) | 128 | * |
| Net loss attributable to Caesars | (429) | (2,354) | (2,783) | 6,434 | * |
| Property EBITDA ⁽³⁾ | 755 | 826 | 1,581 | 292 | 38.7% |
| Operating Margin ⁽⁴⁾ | (7.3)% | (6.7)% | (7.0)% | — | 16.2 pts |

* Not meaningful.

⁽¹⁾ Includes CERP and CGP segments and associated parent company and elimination adjustments.

⁽²⁾ Includes CEOC segment and associated eliminations of intercompany transactions and other consolidating adjustments.

⁽³⁾ See the "Reconciliation of Non-GAAP Financial Measures" section below.

⁽⁴⁾ Calculated as income/(loss) from operations divided by net revenues.

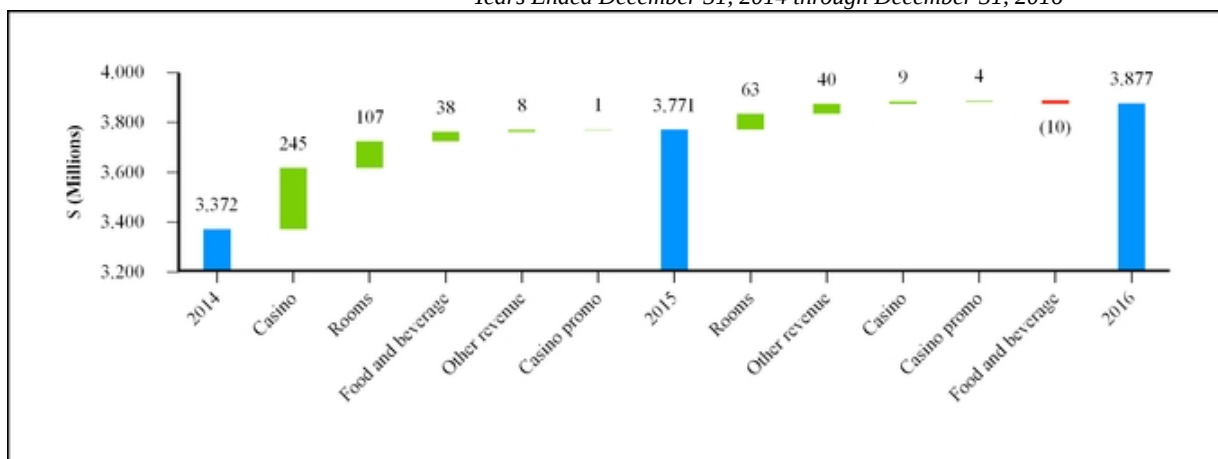
Casino revenues, net revenues, income/(loss) from operations, and income/(loss) from continuing operations, net of income taxes for all periods presented in the table above exclude the results of our discontinued operations disclosed in Note 17.

Analysis of Key Drivers of Revenue Performance for CERP and CGP

Net Revenues - by Category

| | Years Ended December 31, | | | 2016 vs. 2015 | | 2015 vs. 2014 | |
|-------------------------------------|--------------------------|----------|----------|---------------|--------|---------------|-------|
| | | | | Fav/(Unfav) | | Fav/(Unfav) | |
| | 2016 | 2015 | 2014 | \$ | % | \$ | % |
| <i>(Dollars in millions)</i> | | | | | | | |
| Casino | \$ 2,177 | \$ 2,168 | \$ 1,923 | \$ 9 | 0.4 % | \$ 245 | 12.7% |
| Food and beverage | 788 | 798 | 760 | (10) | (1.3)% | 38 | 5.0% |
| Rooms | 923 | 860 | 753 | 63 | 7.3 % | 107 | 14.2% |
| Other | 527 | 487 | 479 | 40 | 8.2 % | 8 | 1.7% |
| Less: casino promotional allowances | (538) | (542) | (543) | 4 | 0.7 % | 1 | 0.2% |
| Net revenues | \$ 3,877 | \$ 3,771 | \$ 3,372 | \$ 106 | 2.8 % | \$ 399 | 11.8% |

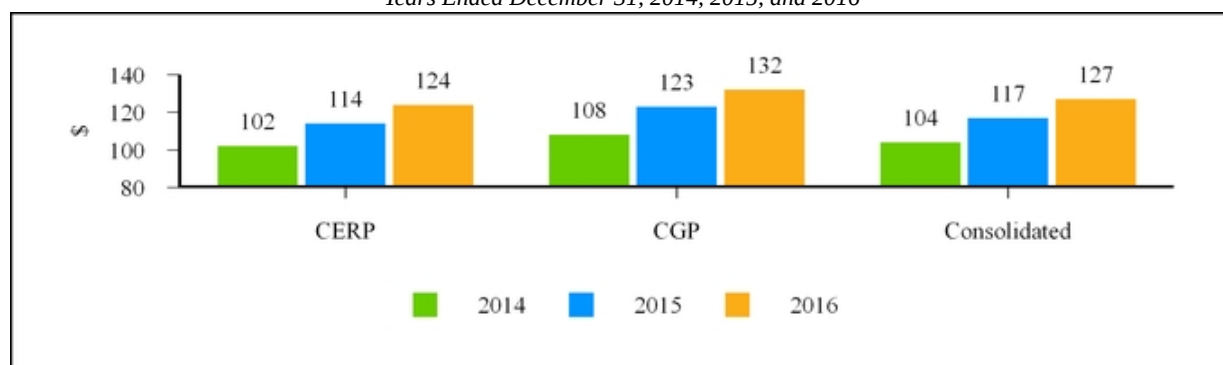
*Increase/(Decrease) in Net Revenues by Category
Years Ended December 31, 2014 through December 31, 2016*



Net Revenues - Segment

| <i>(Dollars in millions)</i> | Years Ended December 31, | | | 2016 vs. 2015 | | 2015 vs. 2014 | |
|------------------------------|--------------------------|----------|----------|---------------|------|---------------|-------|
| | | | | Fav/(Unfav) | | Fav/(Unfav) | |
| | 2016 | 2015 | 2014 | \$ | % | \$ | % |
| CERP | \$ 2,195 | \$ 2,154 | \$ 2,065 | \$ 41 | 1.9% | \$ 89 | 4.3% |
| CGP | 1,697 | 1,620 | 1,319 | 77 | 4.8% | 301 | 22.8% |
| Other | (15) | (3) | (12) | (12) | * | 9 | 75.0% |
| Total CERP and CGP | 3,877 | 3,771 | 3,372 | 106 | 2.8% | 399 | 11.8% |
| CEOC | — | 164 | 4,812 | * | * | * | * |
| Other | — | (6) | (217) | * | * | * | * |
| Total CEOC | — | 158 | 4,595 | * | * | * | * |
| Consolidated Caesars | \$ 3,877 | \$ 3,929 | \$ 7,967 | * | * | * | * |

*Cash ADR ⁽¹⁾
Years Ended December 31, 2014, 2015, and 2016*



⁽¹⁾ Average cash daily rate ("cash ADR") is a key indicator by which we evaluate the performance of our properties and is determined by room revenue and rooms occupied.

CERP Performance

Net revenues increased \$41 million, or 1.9%, in 2016 compared with 2015 primarily due to increases in rooms revenue and other revenues. Net revenues increased \$89 million, or 4.3%, in 2015 compared with 2014, primarily due to increases in casino revenues and rooms revenue. The increases were attributable to the following:

- Rooms revenue increased \$25 million in 2016 and \$42 million in 2015. The expansion of resort fees to all CERP properties during 2015, improved hotel yield as result of newly renovated rooms becoming available during 2016 at Harrah's Las Vegas, and the opening of the Harrah's Atlantic City Waterfront Conference Center (the "Atlantic City Conference Center") in the third quarter 2015 drove an increase in CERP's cash ADR from \$102 in 2014 to \$114 in 2015 and \$124 in 2016.
- Scheduled room renovations caused a reduction of approximately 2% of room nights available during 2016 compared with 2015, primarily at Paris Las Vegas and Harrah's Las Vegas, which partially offset the 2016 increase in rooms revenue.
- Casino revenues increased \$32 million in 2015 compared with 2014, due to a reduction in costs related to variable marketing programs, such as REEL REWARDS, discounts, and free play, that are treated as a reduction in revenue.
- Other revenues increased \$18 million in 2016 compared with 2015, primarily due to new performers and additional scheduled performances at the Rio Las Vegas, which contributed to higher entertainment revenue in 2016.

CGP Performance

Net revenues increased \$77 million, or 4.8%, in 2016 compared with 2015 primarily due to increases in rooms revenue and other revenues. Net revenues increased \$301 million, or 22.8%, in 2015 compared with 2014, primarily due to increases in casino revenues as well as improved food and beverage revenues and rooms revenues. The increases were attributable to the following:

- Rooms revenue increased \$38 million in 2016 and \$65 million in 2015. Room renovations at The LINQ Hotel & Casino ("The LINQ Hotel") were substantially completed and available to guests in early May 2015, which resulted in increases in room nights available of approximately 14% in 2016 and 24% in 2015 compared with the corresponding prior year periods. In addition, the expansion of resort fees and improved hotel yield drove an increase in CGP's cash ADR from \$108 in 2014 to \$123 in 2015 and \$132 in 2016.
- Other revenues increased \$35 million in 2016 compared with 2015, primarily due to new performers at Planet Hollywood Resort & Casino, which contributed to higher entertainment revenue in 2016.
- Casino revenues and food and beverage revenues increased \$214 million and \$28 million, respectively, in 2015 compared with 2014, primarily due to higher volume at The LINQ Hotel after the completion of renovations, and the benefit of The Cromwell and Horseshoe Baltimore operating for the full year in 2015 after opening during 2014.
- Partially offsetting the 2015 increase in casino revenues was a decline at Harrah's New Orleans, which was mostly due to the New Orleans smoking ban that was enacted in April 2015.

Analysis of Key Drivers of Income/(Loss) from Operations Performance for CERP and CGP

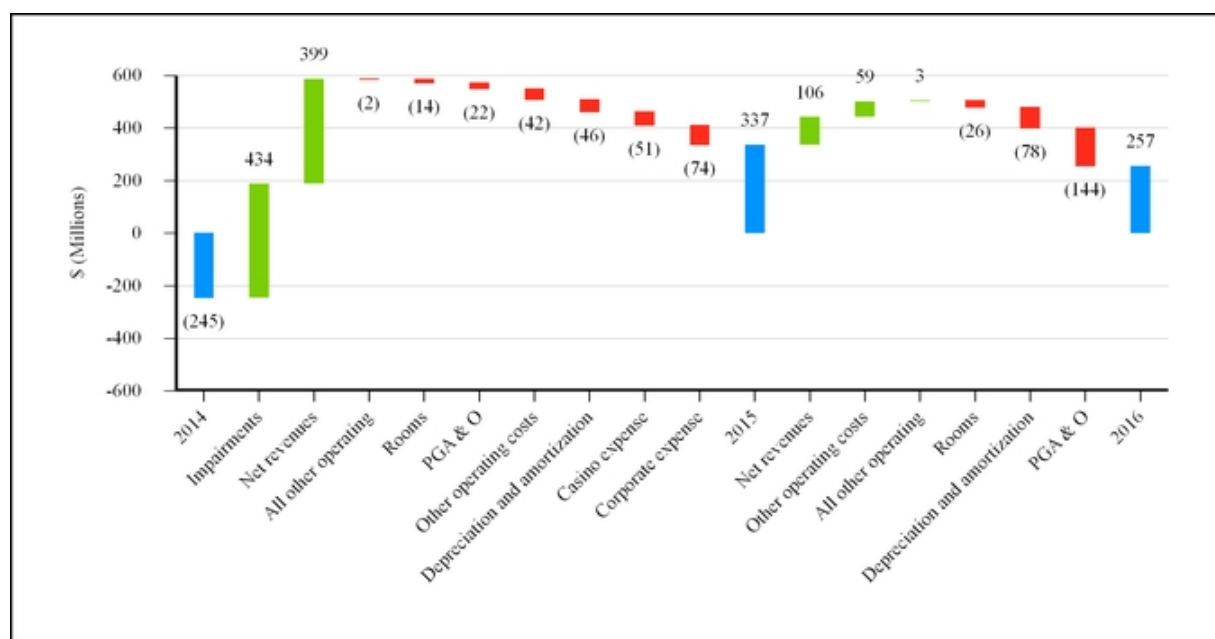
Income from operations was \$257 million in 2016 compared with \$337 million in 2015 and a loss from operations of \$245 million in 2014. After net revenues, the key drivers of income/(loss) from operations during 2016 and 2015 were primarily property, administrative, general and other (including CIE stock-based compensation expense); impairments; corporate expense; and depreciation and amortization.

Income/(Loss) from Operations by Category - CERP and CGP

| (Dollars in millions). | Years Ended December 31, | | | 2016 vs. 2015 | | 2015 vs. 2014 | |
|--|--------------------------|---------------|-----------------|----------------|----------------|---------------|----------|
| | Fav/(Unfav) | | | Fav/(Unfav) | | Fav/(Unfav) | |
| | 2016 | 2015 | 2014 | \$ | % | \$ | % |
| Net revenues | \$ 3,877 | \$ 3,771 | \$ 3,372 | \$ 106 | 2.8 % | \$ 399 | 11.8 % |
| Operating expenses | | | | | | | |
| Casino expense | 1,128 | 1,122 | 1,071 | (6) | (0.5)% | (51) | (4.8)% |
| Food and beverage | 383 | 388 | 386 | 5 | 1.3 % | (2) | (0.5)% |
| Rooms | 249 | 223 | 209 | (26) | (11.7)% | (14) | (6.7)% |
| Property, general, administrative, and other ("PGA & O") | 1,166 | 1,022 | 1,000 | (144) | (14.1)% | (22) | (2.2)% |
| Depreciation and amortization | 439 | 361 | 315 | (78) | (21.6)% | (46) | (14.6)% |
| Impairments | — | 1 | 435 | 1 | 100.0 % | 434 | 99.8 % |
| Corporate expense | 166 | 169 | 95 | 3 | 1.8 % | (74) | (77.9)% |
| Other operating costs | 89 | 148 | 106 | 59 | 39.9 % | (42) | (39.6)% |
| Total operating expenses | 3,620 | 3,434 | 3,617 | (186) | (5.4)% | 183 | 5.1 % |
| Income/(loss) from operations | \$ 257 | \$ 337 | \$ (245) | \$ (80) | (23.7)% | \$ 582 | * |

* Not meaningful.

*Increase/(Decrease) in Income/(Loss) from Operations
Years Ended December 31, 2014 through December 31, 2016*



Income/(Loss) from Operations - by Segment

| (Dollars in millions) | Years Ended December 31, | | | 2016 vs. 2015 | | 2015 vs. 2014 | |
|-----------------------|--------------------------|--------|----------|---------------|---------|---------------|---|
| | | | | Fav/(Unfav) | | Fav/(Unfav) | |
| | 2016 | 2015 | 2014 | \$ | % | \$ | % |
| CERP | \$ 389 | \$ 411 | \$ (32) | \$ (22) | (5.4)% | \$ 443 | * |
| CGP | 20 | 253 | (221) | (233) | (92.1)% | 474 | * |
| Other | (152) | (327) | 8 | 175 | 53.5 % | (335) | * |
| Total CERP and CGP | 257 | 337 | (245) | (80) | (23.7)% | 582 | * |
| CEOC | — | 9 | (323) | * | * | * | * |
| Other | — | — | 13 | * | * | * | * |
| Total CEOC | — | 9 | (310) | * | * | * | * |
| Consolidated Caesars | \$ 257 | \$ 346 | \$ (555) | * | * | * | * |

* Not meaningful.

Impairments - by Segment⁽¹⁾

| (In millions) | Years Ended December 31, | | |
|---------------|--------------------------|------|--------|
| | 2016 | 2015 | 2014 |
| CERP | \$ — | \$ — | \$ 277 |
| CGP | — | 1 | 158 |
| CEOC | — | — | 559 |
| Total | \$ — | \$ 1 | \$ 994 |

⁽¹⁾ See Notes 6 and 7 for additional information.

CERP Performance

Income from operations decreased \$22 million in 2016 compared with 2015 primarily due to increases in direct rooms expenses and depreciation and amortization. Income from operations improved \$443 million in 2015 compared with 2014, primarily due to increased revenue combined with a reduction in impairment charges and direct operating expenses. The fluctuations were attributable to the following:

- In 2016, direct rooms expenses increased consistently with the increase in rooms revenues, and depreciation and amortization increased due to the removal and replacement of certain assets related to ongoing property renovation projects primarily at Harrah's Las Vegas, Paris Las Vegas, and Flamingo Las Vegas, as well as depreciation expense related to the Atlantic City Conference Center, which opened during 2015. The increase in operating expenses more than offset the increase in net revenues described above.
- In 2015, the improvement was primarily attributable to the increase in net revenues and because there were no impairment charges during 2015 compared with \$277 million during 2014 (see Note 7). In addition, cost savings initiatives implemented in the fourth quarter of 2014 also contributed to the reduction in operating expenses.

CGP Performance

Income from operations decreased \$233 million in 2016 compared with 2015 and increased \$474 million in 2015 compared with 2014. CGP's income from operations includes the effect of the change in the liability associated with CGP's contingently issuable non-voting membership units due to CEC, which decreased CGP's income from operations \$117 million in 2016 and increased CGP's income from operations \$156 million in 2015 compared with the corresponding prior year periods. The units were issued to CEC during 2016, and no liability was outstanding for CGP as of December 31, 2016 (see Note 2). The effect of these changes is eliminated in consolidation with the offsetting amounts being reflected in "Other" in the "Income/(Loss) from Operations - by Segment" table above.

Excluding the effect of CGP's contingently issuable non-voting membership units from both periods, CGP's income/(loss) from operations decreased \$116 million in 2016 and increased \$318 million in 2015 compared with the corresponding prior year periods.

- In 2016, the decrease was primarily due to the accelerated vesting of CIE equity awards resulting in increases in CIE stock-based compensation expense. Stock-based compensation expense was \$189 million in 2016 compared with \$31 million in 2015. In addition, CIE incurred costs related to the sale of the SMG Business. Upon the closing of the SMG Business sale, all outstanding CIE stock-based compensation awards were deemed fully vested and were subsequently paid in cash in connection with the closing of the SMG Business sale, as described in Note 17.
- The portion of CIE's stock-based compensation expense directly identifiable with employees of the SMG Business was reclassified to discontinued operations for all periods presented in the Statements of Operations (see Note 17). The portion of CIE's stock-based compensation expense not directly identifiable with employees of the SMG Business was included in property, general, administrative, and other in the Statements of Operations. For the year ended December 31, 2016, the majority of stock-based compensation expense resulted from the acceleration of the vesting of CIE stock-based compensation awards.
- In 2015, the improvement was primarily attributable to the increase in net revenues and because there were no material impairment charges during 2015 compared with \$158 million during 2014 (see Note 7). In addition, cost savings initiatives also contributed to the reduction in operating expenses.

Other Performance

As described above, "Other" in the "Income/(Loss) from Operations - by Segment" table above includes the intercompany elimination that offsets the change in liability associated with CGP's contingently issuable non-voting membership units. Excluding the effect of contingently issuable non-voting membership units, other loss from operations was \$152 million in 2016, \$210 million in 2015, and \$31 million in 2014.

During 2016 and 2015, as described above and in Note 1, CEC (the parent holding company) incurred expenses related to CEOC's bankruptcy activity and the RSAs and incurred other legal expenses related to ongoing litigation. During 2015, CEC also accrued \$35 million for a payment due to CEOC (see Note 1).

Interest Expense and Other Factors that Affect Net Income/(Loss)

Interest Expense

| <i>(Dollars in millions)</i> | Years Ended December 31, | | | 2016 vs. 2015 | | 2015 vs. 2014 | |
|------------------------------|--------------------------|--------|----------|---------------|----------|---------------|---------|
| | | | | Fav/(Unfav) | | Fav/(Unfav) | |
| | 2016 | 2015 | 2014 | \$ | % | \$ | % |
| CEOC | \$ — | \$ 87 | \$ 2,184 | \$ 87 | * | \$ 2,097 | * |
| CERP | 396 | 399 | 389 | 3 | 0.8 % | (10) | (2.6)% |
| CGP | 198 | 195 | 169 | (3) | (1.5)% | (26) | (15.4)% |
| Other ⁽¹⁾ | 5 | 2 | (73) | (3) | (150.0)% | (75) | * |
| Total | \$ 599 | \$ 683 | \$ 2,669 | 84 | * | \$ 1,986 | * |

* Not meaningful.

⁽¹⁾ Activity in 2014 primarily consisted of the elimination of intercompany interest paid by CEOC for debt instruments held by CGP.

Other Factors Affecting Net Income/(Loss) (including CEOC)

| (Dollars in millions) | Years Ended December 31, | | | 2016 vs. 2015 | | 2015 vs. 2014 | |
|---|--------------------------|--------|----------|---------------|---|---------------|---------|
| | | | | Fav/(Unfav) | | Fav/(Unfav) | |
| | 2016 | 2015 | 2014 | \$ | % | \$ | % |
| Interest expense | \$ 599 | \$ 683 | \$ 2,669 | \$ 84 | * | \$ 1,986 | * |
| Deconsolidation and restructuring of CEOC and other | (5,758) | 6,115 | (95) | (11,873) | * | 6,210 | * |
| Income tax benefit/(provision) | (27) | 119 | 596 | (146) | * | (477) | (80.0)% |
| Discontinued operations | 3,380 | 155 | (143) | 3,225 | * | 298 | * |

* Not meaningful.

Interest expense is primarily attributable to the outstanding debt described in Note 11. Interest expense decreased \$84 million in 2016 compared with 2015 and \$2.0 billion in 2015 compared with 2014, both of which were primarily due to the deconsolidation of CEOC. Excluding the effect of the CEOC deconsolidation, interest expense increased \$3 million in 2016 and \$38 million in 2015. The increase in 2015 was primarily due to:

- a \$26 million increase in interest associated with the CGPH Term Loan and CGPH Notes, which provided funding for the four properties CGP acquired from CEOC in May 2014, and the Horseshoe Baltimore Credit and FF&E Facilities after Horseshoe Baltimore construction was completed in the second quarter of 2014;
- a \$27 million reduction in capitalized interest due to CERP completing The LINQ promenade in the first quarter of 2014 and CGP completing The Cromwell in the second quarter of 2014 and Horseshoe Baltimore in the third quarter; and
- a partially offsetting \$15 million reduction related to the Planet Hollywood debt that was repaid in the second quarter of 2014 with proceeds from the CGPH Term Loan.

Deconsolidation and Restructuring of CEOC and Other

As described in Note 1, we recognized certain obligations that we believe will ultimately be settled under the Third Amended Plan or the RSAs. As a result, during 2016, we accrued \$5.7 billion of expenses associated with the CEOC restructuring. A portion of the obligations we recognized reflect our estimates of the fair value of the consideration CEC has agreed to provide in exchange for the settlement of litigation claims and potential claims against CEC and its affiliates. As described in Note 8, these obligations will be accounted for at fair value each period until they are ultimately settled as part of the Restructuring, and a fluctuation in the value of one or more of the inputs to our fair value estimates could result in a significant adjustment to the fair value of these obligations.

As described in Note 2, effective January 15, 2015, we deconsolidated CEOC and recognized a gain of \$7.1 billion during 2015.

We recognized losses on extinguishment of debt of \$96 million in 2014, of which \$67 million related to CEOC debt transactions and \$28 million related to CGP.

Income Taxes

The effective tax rate was negative 0.4% for 2016, negative 2.1% for 2015, and 18.0% for 2014. See Note 16 for a detailed discussion of income taxes and the effective tax rate.

Discontinued Operations

Discontinued operations primarily represent CIE's SMG Business, which was sold on September 23, 2016, as well as activity for certain properties owned by CEOC that occurred prior to its deconsolidation in January 2015. See Note 17 for additional information.

Reconciliation of Non-GAAP Financial Measures

Property earnings before interest, taxes, depreciation and amortization (“EBITDA”) is presented as a measure of the Company’s performance. Property EBITDA is defined as revenues less property operating expenses and is comprised of net income/(loss) before (i) interest expense, net of interest capitalized and interest income, (ii) income tax (benefit)/provision, (iii) depreciation and amortization, (iv) corporate expenses, and (v) certain items that we do not consider indicative of its ongoing operating performance at an operating property level. As a result of the sale of the SMG Business (see Note 17), we have determined that CIE stock-based compensation expense should be excluded from Property EBITDA as management no longer considers such expense to be indicative of Caesars Entertainment’s ongoing consolidated or segment operating performance. Therefore, Property EBITDA has been recast for prior periods to be consistent to the current year presentation.

In the future, we may incur expenses that are the same or similar to some of the adjustments in this presentation. The presentation of Property EBITDA should not be construed as an inference that future results will be unaffected by unusual or unexpected items.

Property EBITDA is a non-GAAP financial measure commonly used in our industry and should not be construed as an alternative to net income/(loss) as an indicator of operating performance or as an alternative to cash flow provided by operating activities as a measure of liquidity (as determined in accordance with accounting principles generally accepted in the United States (“GAAP”)). Property EBITDA may not be comparable to similarly titled measures reported by other companies within the industry. Property EBITDA is included because management uses Property EBITDA to measure performance and allocate resources, and believes that Property EBITDA provides investors with additional information consistent with that used by management.

Reconciliation of Property EBITDA

| (In millions) | Years Ended December 31, | | |
|--|--------------------------|-----------------|-----------------|
| | 2016 | 2015 | 2014 |
| Net income/(loss) attributable to Caesars | \$ (3,569) | \$ 5,920 | \$ (2,783) |
| Net income/(loss) attributable to noncontrolling interests | 822 | 132 | (83) |
| Discontinued operations, net of income taxes | (3,380) | (155) | 143 |
| Income tax (benefit)/provision | 27 | (119) | (596) |
| Deconsolidation and restructuring of CEOC and other | 5,758 | (6,115) | 95 |
| Interest expense | 599 | 683 | 2,669 |
| Depreciation and amortization | 439 | 374 | 658 |
| Impairment of goodwill | — | — | 695 |
| Impairment of tangible and other intangible assets | — | 1 | 299 |
| Corporate expense | 166 | 174 | 232 |
| Other operating costs | 89 | 152 | 203 |
| CIE stock-based compensation | 189 | 31 | 49 |
| Property EBITDA | <u>\$ 1,140</u> | <u>\$ 1,078</u> | <u>\$ 1,581</u> |

Segment Property EBITDA

| (Dollars in millions) | Years Ended December 31, | | | 2016 vs. 2015 | | 2015 vs. 2014 | |
|----------------------------|--------------------------|-----------------|-----------------|---------------------|---------|---------------------|-------|
| | | | | Increase/(Decrease) | | Increase/(Decrease) | |
| | 2016 | 2015 | 2014 | \$ | % | \$ | % |
| CERP | \$ 697 | \$ 672 | \$ 520 | \$ 25 | 3.7 % | \$ 152 | 29.2% |
| CGP | 439 | 370 | 235 | 69 | 18.6 % | 135 | 57.4% |
| Other | 4 | 5 | 4 | (1) | (20.0)% | 1 | 25.0% |
| Total CERP and CGP | 1,140 | 1,047 | 759 | 93 | 8.9 % | 288 | 37.9% |
| CEOC | — | 31 | 822 | (31) | * | (791) | * |
| Total Consolidated Caesars | <u>\$ 1,140</u> | <u>\$ 1,078</u> | <u>\$ 1,581</u> | 62 | * | (503) | * |

* Not meaningful.

Liquidity and Capital Resources

Liquidity Discussion and Analysis

As described above, CEOC filed for reorganization under Chapter 11 of the Bankruptcy Code, and we deconsolidated CEOC effective January 15, 2015. As such, all amounts presented in the following analysis exclude the amounts related to CEOC as of December 31, 2016 and 2015, and for periods subsequent to the deconsolidation of CEOC.

As stated previously, there is substantial doubt as to CEC's ability to continue as a going concern as we have limited unrestricted cash available to meet the financial commitments of CEC, primarily resulting from significant expenditures made to (1) defend the Company in the litigation discussed in Note 3 and (2) support the Restructuring. In addition, we have made material future commitments to support the Restructuring, and we are a defendant in litigation, including the Noteholder Disputes, and other noteholder disputes relating to certain CEOC transactions dating back to 2010, that if resolved against us would raise substantial doubt about CEC's ability to continue as a going concern. See Note 1 for a full description.

We are a highly-leveraged company and had \$6.9 billion in face value of debt outstanding as of December 31, 2016. As a result, a significant portion of our liquidity needs are for debt service, including significant interest payments. As detailed in the table below, our estimated debt service (including principal and interest) is \$659 million for 2017 and \$8.8 billion thereafter to maturity. See Note 11 for details of our debt outstanding and related restrictive covenants.

CEC is primarily a holding company with no independent operations, employees, or debt issuances of its own. It has ownership interests in CEOC, CERP and CGP. CEC has no requirement to fund the operations of CEOC, CERP, CGP, or their subsidiaries. CEC cash outflows are primarily used for corporate development opportunities, other corporate-level activity, litigation, and restructuring expenses associated with CEOC's bankruptcy. CEC does not receive any financial benefit from CEOC during the bankruptcy, as all earnings and cash flows are retained by CEOC. In addition, because CEC has no operations of its own and due to the restrictions under its subsidiaries' lending arrangements, CEC has limited ability to raise additional capital.

Consolidated cash and cash equivalents as of December 31, 2016 as shown in the table below, includes amounts held by CERP, CGP, and CES, which are not readily available to CEC. "Other" reflects amounts held by CEC and certain of its direct subsidiaries, included \$109 million related to its insurance captives.

Summary of Cash and Revolver Capacity

| (In millions) | December 31, 2016 | | | |
|---|-------------------|----------|--------|--------|
| | CERP | CGP | CES | Other |
| Cash and cash equivalents | \$ 168 | \$ 1,050 | \$ 107 | \$ 188 |
| Revolver capacity | 270 | 160 | — | — |
| Revolver capacity drawn or committed to letters of credit | (40) | — | — | — |
| Total | \$ 398 | \$ 1,210 | \$ 107 | \$ 188 |

Annual Estimated Debt Service Requirements

| (In millions) | Years ended December 31, | | | | | | |
|------------------------------|--------------------------|--------|--------|----------|----------|------------|----------|
| | 2017 | 2018 | 2019 | 2020 | 2021 | Thereafter | Total |
| CERP | \$ 458 | \$ 415 | \$ 425 | \$ 3,710 | \$ 1,280 | \$ — | \$ 6,288 |
| CGP | 201 | 215 | 388 | 460 | 1,189 | 727 | 3,180 |
| Total principal and interest | \$ 659 | \$ 630 | \$ 813 | \$ 4,170 | \$ 2,469 | \$ 727 | \$ 9,468 |

We generated consolidated operating cash inflows of \$308 million for the year ended December 31, 2016, including operating cash inflows of \$227 million and \$238 million from CERP and CGP, respectively. Our cash flows from operations include outflows by CEC related to the Restructuring of CEOC and by CES related to cash payments on behalf of its members for expenses accrued but not paid during 2015.

CERP and CGP's sources of liquidity are independent of one another and primarily include currently available cash and cash equivalents, cash flows generated from their operations, and borrowings under their separate revolving credit facilities (see Note 11). Operating cash inflows are typically used for operating expenses, debt service costs, and working capital needs. CERP and CGP are highly leveraged, and a significant portion of their liquidity needs are for debt service, as summarized above.

CERP generated a net loss of \$3 million during the year ended December 31, 2016, which includes the effect of non-cash items, including depreciation and amortization expense, of \$279 million during the year. Other than additional depreciation and amortization expense compared with the prior year (described above), CERP's operating activities were relatively stable and yielded operating cash flows of \$227 million, a decrease of 5.8% from the prior year. The decrease was primarily due to the timing of interest payments, partially offset by the increase in net revenues discussed above.

CERP's capital expenditures were \$127 million during 2016 in support of its ongoing property renovations, a decrease of only 1.6% compared with the prior year. In 2016, CERP paid \$426 million in interest, of which \$396 million was incurred in 2016, and repaid \$76 million, net, of debt primarily on its revolving credit facility (\$181 million in payments less \$105 million in revolver draws).

CGP generated a net loss from continuing operations of \$175 million during the year ended December 31, 2016, which includes the effect of non-cash items, such as depreciation and amortization expense of \$180 million, and elevated stock-based compensation expense of \$189 million associated with acceleration of awards in advance of the sale of the SMG Business. CGP's operating cash flows increased to \$238 million, which is an improvement of \$129 million compared with the prior year, primarily due to the improved operating results described above for CGP.

CGP's capital expenditures were \$71 million during the year, which was down \$99 million compared with the prior year. For the year ended December 31, 2015, CGP's capital expenditures were primarily related to The LINQ Hotel renovation. In addition to acquisitions of property and equipment, CGP paid \$208 million in interest, of which \$198 million was incurred in 2016, and repaid \$72 million, net, of debt primarily on its revolving credit facility (\$87 million in payments less \$15 million in revolver draws).

CERP and CGP's ability to fund operations, pay debt obligations, and fund planned capital expenditures depends, in part, upon economic and other factors that are beyond their control, and disruptions in capital markets and restrictive covenants related to their existing debt could impact their ability to fund liquidity needs, pay indebtedness, and secure additional funds through financing activities.

We believe that CERP and CGP's cash flows from operations are sufficient to cover planned capital expenditures for ongoing property renovations during 2017 and estimated interest and principal payments due on long-term debt totaling \$659 million. However, if needed, their existing cash and cash equivalents and availability under their revolving credit facilities are available to further support operations during the next 12 months and the foreseeable future. In addition, restrictions under their lending arrangements generally prevent the distribution of cash to CEC, except for certain restricted payments.

The foregoing liquidity discussions are forward-looking statements based on assumptions as of the date of this filing that may or may not prove to be correct. Actual results may differ materially from CEC's present expectations. Factors that may cause actual results to differ materially from present expectations include, without limitation, the results of ongoing bankruptcy proceedings of CEOC and the positive or negative changes in the operational and other matters assumed in preparing the CEC forecasts.

Capital Spending and Development

We incur capital expenditures in the normal course of business, and we perform ongoing refurbishment and maintenance at our existing casino entertainment facilities to maintain our quality standards. We also continue to pursue development and acquisition opportunities for additional casino entertainment and other hospitality facilities, and online businesses that meet our strategic and return on investment criteria. Cash used for capital expenditures in the normal course of business is typically made available from cash flows generated by our operating activities and established debt programs, while cash used for development projects is typically funded from established debt programs, specific project financing, and additional debt offerings.

Summary of Consolidated Capital Expenditures

| (In millions) | Years Ended December 31, | | | Increase/(Decrease) | |
|-----------------------------------|--------------------------|---------------|---------------|---------------------|-----------------|
| | 2016 | 2015 | 2014 | 2016 vs 2015 | 2015 vs 2014 |
| Development | \$ 3 | \$ 96 | \$ 360 | \$ (93) | \$ (264) |
| Renovation/refurbishment | 189 | 207 | 573 | (18) | (366) |
| Other | 28 | 38 | 58 | (10) | (20) |
| Total capital expenditures | <u>\$ 220</u> | <u>\$ 341</u> | <u>\$ 991</u> | <u>\$ (121)</u> | <u>\$ (650)</u> |
| Included in capital expenditures: | | | | | |
| Capitalized payroll costs | \$ 5 | \$ 5 | \$ 11 | | |
| Capitalized interest | 2 | 12 | 45 | | |

Summary of Capital Expenditures by Entity

| (In millions) | Years Ended December 31, | | |
|---------------|--------------------------|---------------|---------------|
| | 2016 | 2015 | 2014 |
| CEOC | \$ — | \$ 4 | \$ 249 |
| CERP | 127 | 129 | 179 |
| CGP | 71 | 170 | 558 |
| CES | 22 | 38 | 5 |
| Total | <u>\$ 220</u> | <u>\$ 341</u> | <u>\$ 991</u> |

For the year ended December 31, 2016, capital expenditures were primarily related to hotel renovation projects at Harrah's Las Vegas, Paris Las Vegas, and Planet Hollywood. During the year ended December 31, 2015, capital expenditures were primarily related to The LINQ Hotel renovation and the Atlantic City Conference Center, which was still under construction in the first quarter of 2015. Capital expenditures decreased in 2015 compared with 2014 primarily due to expenditures in 2014 associated with the Horseshoe Baltimore development and renovations for The Cromwell, combined with the decline due to the deconsolidation of CEOC effective January 15, 2015.

Projected Capital Expenditures for 2017

| (In millions) | Low | High |
|---------------|---------------|---------------|
| | | |
| CERP | \$ 180 | \$ 230 |
| CGP | 150 | 195 |
| CES | 40 | 50 |
| Total | <u>\$ 370</u> | <u>\$ 475</u> |

We expect to fund these capital expenditures from cash flows generated by our operating activities. CES capital expenditures will be funded by its Members. Our projected capital expenditures for 2017 include estimates for:

- Hotel remodeling projects at CGP's Planet Hollywood, Bally's Las Vegas, and Harrah's New Orleans;
- Hotel remodeling projects at CERP's Flamingo Las Vegas, Harrah's Atlantic City, Paris Las Vegas, and Harrah's Las Vegas;
- Hospitality and maintenance projects; and
- IT, marketing, analytics, accounting, payroll, and other projects that benefit the operating structures.

Our planned development projects, if they proceed, will require, individually and in the aggregate, significant capital commitments and, if completed, may result in significant additional revenues. The commitment of capital, the timing of completion, and the commencement of operations of development projects are contingent upon, among other things, negotiation of final agreements and receipt of approvals from the appropriate political and regulatory bodies. We must also comply with covenants and restrictions set forth in our debt agreements.

There are various risks and uncertainties and the expected capital expenditures set forth above may change for various reasons, including our financial performance, market conditions and the CEOC bankruptcy process.

Summary of Debt and Revolving Credit Facility Cash Flows from Financing Activities

| <i>(In millions)</i> | December 31, 2016 | | December 31, 2015 | |
|---|-------------------|-----------------|-------------------|-----------------|
| | Proceeds | Repayments | Proceeds | Repayments |
| CERP Term Loan | \$ — | \$ (25) | \$ — | \$ (25) |
| CERP Senior Secured Revolving Credit Facility | 105 | (145) | 230 | (330) |
| CGPH Senior Secured Term Loan | — | (12) | — | (12) |
| CGPH Senior Secured Revolving Credit Facility | 15 | (60) | 80 | (35) |
| Horseshoe Baltimore Credit Facility | — | (3) | — | — |
| Horseshoe Baltimore FF&E Facility | — | (5) | — | (3) |
| Cromwell Credit Facility | — | (3) | — | (10) |
| Other Debt Activity | — | (10) | — | (25) |
| Capital Lease Payments | — | (5) | — | (10) |
| Total | <u>\$ 120</u> | <u>\$ (268)</u> | <u>\$ 310</u> | <u>\$ (450)</u> |

Related-Party Transactions

We participate with our subsidiaries including CEOC in marketing, purchasing, insurance, employee benefit, and other programs that are defined, negotiated and managed by CES. The Company believes that participating in these consolidated programs is beneficial in comparison to the cost and terms for similar programs that it could negotiate on a standalone basis. For a more complete description of the nature and extent of these transactions, see Note 18.

Critical Accounting Policies and Estimates

We prepare our financial statements in conformity with GAAP. In preparing our financial statements, we have made our best estimates and judgments of the amounts and disclosures included in the financial statements, giving regard to materiality. When more than one accounting principle, or method of its application, is generally accepted, we select the principle or method that we consider to be the most appropriate under specific circumstances. Application of these accounting principles requires us to make estimates about the future resolution of existing uncertainties. Certain of our accounting policies, including the estimated lives assigned to our assets, the determination of bad debt, asset impairments, self-insurance reserves, the purchase price allocations made in connection with our acquisitions/mergers, the calculation of our income tax liabilities, and the determination of whether to consolidate a variable interest entity require that we apply significant judgment in defining the appropriate assumptions for calculating financial estimates.

We consider accounting estimates to be critical accounting policies when:

- the estimates involve matters that are highly uncertain at the time the accounting estimate is made; and
- different estimates or changes to estimates could have a material impact on the reported financial position, changes in financial position, or results of operations.

By their nature, these judgments and estimates are subject to an inherent degree of uncertainty. Our judgments and estimates are based on our historical experience, terms of existing contracts, observance of trends in the industry, information gathered from customer behavior, and information available from other outside sources, as appropriate. Due to the inherent uncertainty involving judgments and estimates, actual results may differ from those estimates.

The accompanying consolidated financial statements have been prepared assuming that the Company will continue as a going concern and do not include any adjustments that might result from the outcome of any uncertainties related to our going concern assessment. As described in Notes 1 and 3, we are a defendant in litigation and other Noteholder Disputes relating to certain CEOC related transactions dating back to 2010. These matters raise substantial doubt about CEC's ability to continue as a going concern. Management's plans concerning these matters are discussed in Note 1.

Long-Lived Assets

We have significant capital invested in our long-lived assets, and judgments are made in determining the estimated useful lives of assets, salvage values to be assigned to assets, and if or when an asset has been impaired. The accuracy of these estimates affects the amount of depreciation and amortization expense recognized in our financial results and whether we have a gain or loss on the disposal of an asset. We assign lives to our assets based on our standard policy, which is established by management as representative of the useful life of each category of asset. We review the carrying value of our long-lived assets whenever events and circumstances indicate that the carrying value of an asset may not be recoverable from the estimated future cash flows expected to result from its use and eventual disposition. The factors considered by management in performing this assessment include current operating results, trends and prospects, as well as the effect of obsolescence, demand, competition, and other economic, legal, and regulatory factors. In estimating expected future cash flows for determining whether an asset is impaired, assets are grouped at the lowest level of identifiable cash flows, which, for most of our assets, is the individual property. See Note 6 for additional information.

Goodwill and Other Non-Amortizing Intangible Assets

The evaluation of goodwill and other non-amortizing intangible assets requires the use of estimates about future revenues and EBITDA, valuation multiples, and discount rates to determine their estimated fair value. Our future revenues and EBITDA assumptions are determined based upon actual results giving effect to expected changes in operating results in future years. Our valuation multiples and discount rates are based upon market participant assumptions using a defined gaming peer group. Changes in these assumptions can materially affect these estimates. Thus, to the extent the gaming volumes deteriorate further in the near future, discount rates increase significantly, or we do not meet our projected performance, we could recognize impairments, and such impairments could be material. This is especially true for any of our properties where goodwill and other non-amortizing intangible assets have been partially impaired as a result of a recent impairment analysis, and for our Las Vegas properties, which comprise a significant portion of our remaining goodwill balance.

As of December 31, 2016, we had approximately \$1.6 billion in goodwill and \$148 million of other non-amortizing intangible assets. As of December 31, 2016, all reporting units with goodwill and/or other non-amortizing intangible assets have estimated fair values that exceed their carrying values. See Note 7 for additional information.

Allowance for Doubtful Accounts - Gaming

We reserve an estimated amount for gaming receivables that may not be collected to reduce the Company's receivables to their net carrying amount. Methodologies for estimating the allowance for doubtful accounts range from specific reserves to various percentages applied to aged receivables. Historical collection rates are considered, as are customer relationships, in determining specific reserves. As with many estimates, management must make judgments about potential actions by third parties in establishing and evaluating our reserves for allowance for doubtful accounts. As of December 31, 2016, a 5% increase or decrease to the allowance determined based on a percentage of aged receivables would change the reserve by approximately \$4 million.

Self-Insurance Accruals

We repay CEOC for estimated employee medical insurance claims with residual differences between estimated and actual claims being reported in due to/from affiliates. We continue to be self-insured for workers' compensation and other risk products through our captive insurance subsidiaries and provide insurance coverage to CEOC. We receive insurance premiums from CEOC on an installment basis, which are intended to cover claims processed on CEOC's behalf.

Our insurance claims and reserves include accruals of estimated settlements for known claims, as well as accruals of actuarial estimates of incurred but not reported claims. In estimating these reserves, historical loss experience and judgments about the expected levels of costs per claim are considered. We also utilize consultants to assist in the determination of certain estimated accruals. These claims are accounted for based on actuarial estimates of the undiscounted claims, including those claims incurred but not yet reported. We believe the use of actuarial methods to account for these liabilities provides a consistent and effective way to measure these highly judgmental accruals; however, changes in health care costs, accident frequency and severity, and other factors can materially affect the estimates for these liabilities. We regularly monitor the potential for changes in estimates, evaluate our insurance accruals, and adjust our recorded provisions.

Accrued Restructuring and Support Expenses

As described in Notes 1 and 8, CEC has made material future commitments to support the Restructuring, and as a result of the Bankruptcy Court's confirmation of the Third Amended Plan, we believe it is probable that certain obligations in the Third Amended Plan and the RSAs will ultimately be settled. Therefore, we have accrued the items described in Note 1 that are estimable in accrued

restructuring and support expenses on the Balance Sheets. The accrual represents an estimate of the total consideration we expect to provide in support of the Restructuring, which includes a combination of cash, CEC common stock, and CEC Convertible Notes.

A portion of the obligations we recognized reflect our estimates of the fair value of the consideration CEC has agreed to provide in the form of CEC Common Stock, CEC Convertible Notes, and the PropCo Call Right in exchange for the settlement of litigation claims and potential claims against CEC and its affiliates. These obligations will be accounted for at fair value each period until they are ultimately settled as part of the Restructuring.

Some of the key assumptions used in the valuation models include (see Note 8 for more details regarding fair value measurements):

- CEC Convertible Notes – CEC’s current estimated incremental cost of borrowing and the estimated volatility of CEC’s common stock;
- CEC Common Stock – the value and estimated volatility of CEC common stock and the risk-free rate; and
- PropCo Call Right – EBITDAR volatility, the ratio of EBITDAR to initial rent under the property lease, and the enterprise value to revenue volatility.

Should these assumptions fluctuate over time, it could result in an increase or decrease in the fair value of the CEC Convertible Notes, the CEC Common Stock, and the PropCo Call Right and the corresponding restructuring accrual. Specifically, an increase in the volatility assumptions would result in an increase in the restructuring accrual.

Income Taxes

We are subject to income taxes in the United States (including federal and state) and numerous foreign jurisdictions in which we operate. We record income taxes under the asset and liability method, whereby deferred tax assets and liabilities are recognized based on the expected future tax consequences of temporary differences between the financial statement carrying amounts of existing assets and liabilities and their respective tax bases, and as attributable to operating loss and tax credit carryforwards. We reduce the carrying amounts of deferred tax assets by a valuation allowance if, based on the available evidence, it is more likely than not that such assets will not be realized. Accordingly, the need to establish valuation allowances for deferred tax assets is assessed periodically based on the “more likely than not” realization threshold. This assessment considers, among other matters, the nature, frequency, and severity of current and cumulative losses, forecasts of future profitability, the duration of statutory carryforward periods, our experience with operating loss and tax credit carryforwards not expiring unused, and tax planning alternatives.

The effect on the income tax provision and deferred tax assets and liabilities of a change in tax rates is recognized in income in the period that includes the enactment date. We have provided a valuation allowance on certain foreign and state net operating losses (“NOLs”), and other federal, state, and foreign deferred tax assets. NOLs and other federal, state, and foreign deferred tax assets were not deemed realizable based upon near term estimates of future taxable income.

We report unrecognized tax benefits within accrued expenses and deferred credits and other in our balance sheets, separate from any related income tax payable, which is also reported within accrued expenses, or deferred income taxes. Reserve amounts relate to any potential income tax liabilities resulting from uncertain tax positions, as well as potential interest or penalties associated with those liabilities.

We file income tax returns, including returns for our subsidiaries, with federal, state, and foreign jurisdictions. We are under regular and recurring audit by the Internal Revenue Service and various state taxing authorities on open tax positions, and in general, it is possible that the amount of the liability for unrecognized tax benefits could change during the next 12 months.

Consolidation

We consolidate all subsidiaries in which we have a controlling financial interest and variable interest entities (“VIEs”) for which we or one of our consolidated subsidiaries is the primary beneficiary. Control generally equates to ownership percentage, whereby (1) affiliates that are more than 50% owned are consolidated; (2) investments in affiliates of 50% or less but greater than 20% are generally accounted for using the equity method where we have determined that we have significant influence over the entities; and (3) investments in affiliates of 20% or less are generally accounted for using the cost method.

We consolidate a VIE when we have both the power to direct the activities that most significantly impact the results of the VIE and the right to receive benefits or the obligation to absorb losses of the entity that could be potentially significant to the VIE. For VIEs that are under common control with affiliates, in lieu of an assessment of the power to direct the activities that most significantly impact the results of the VIE, we may be required to assess a number of other factors to determine the consolidating entity, including the following: (i) the closeness of the association that the VIE has with the businesses of the affiliated entities, (ii) the entity from which the VIE obtained its assets; (iii) the nature of ongoing management and other agreements; and (iv) the obligation to absorb losses and the right to receive residual returns that could potentially be significant to the VIE.

Along with the VIEs that are consolidated in accordance with the above guidelines, we also hold variable interests in other VIEs that are not consolidated because we are not the primary beneficiary. Despite a majority financial interest, we may only possess non-substantive voting rights that do not confer upon us the ability to control key activities of the entity, such as determining operating budgets, payment of obligations, management of assets, and/or other activities necessary for the ordinary course of business.

We continually monitor both consolidated and unconsolidated VIEs to determine if any events have occurred that could cause the primary beneficiary to change. A change in determination could have a material impact on our financial statements, see Note 2.

Recently Issued and Proposed Accounting Standards

See Note 5 for discussions of the adoption and potential impact of recently issued accounting standards.

Contractual Obligations and Commitments

The table below summarizes Caesars Entertainment's contractual obligations and other commitments through their respective maturity or ending dates as of December 31, 2016.

| <i>(In millions)</i> | Payments due by Period ⁽¹⁾ | | | | |
|--|---------------------------------------|---------------------|-----------------|-----------------|------------------|
| | Total | Less than 1 year | 1-3 years | 4-5 years | After 5 years |
| Debt, face value | \$ 6,946 | \$ 87 | \$ 273 | \$ 5,899 | \$ 687 |
| Capital lease obligations | 2 | 2 | — | — | — |
| Estimated interest payments ⁽²⁾ | 2,520 | 570 | 1,170 | 740 | 40 |
| Operating lease obligations | 1,139 | 43 | 76 | 76 | 944 |
| Purchase order obligations | 378 | 230 | 112 | 24 | 12 |
| Community reinvestment | 47 | 6 | 12 | 12 | 17 |
| Construction commitments | 50 | 50 | — | — | — |
| Entertainment obligations ⁽³⁾ | 2 | 2 | — | — | — |
| Other contractual obligations ⁽⁴⁾ | 84 | 25 | 25 | 17 | 17 |
| Total contractual obligations | <u>\$ 11,168</u> | <u>\$ 1,015</u> | <u>\$ 1,668</u> | <u>\$ 6,768</u> | <u>\$ 1,717</u> |

⁽¹⁾ In addition to the contractual obligations disclosed in this table, we have unrecognized tax benefits for which, based on uncertainties associated with the items, we are unable to make reasonably reliable estimates of the period of potential cash settlements, if any, with taxing authorities.

⁽²⁾ Estimated interest for variable-rate debt included in this table is based on the 1-month and 3-month LIBOR curve available as of December 31, 2016. Estimated interest includes interest related to capital leases.

⁽³⁾ Entertainment obligations represent obligations to pay performers that have contracts for future performances. This amount does not include estimated obligations for future performances where payment is only guaranteed when the performances occur and/or is based on factors contingent upon the profitability of the performances.

⁽⁴⁾ Primarily includes licensing, management, and other fees.

ITEM 7A. Quantitative and Qualitative Disclosure About Market Risk

Market risk is the risk of loss arising from adverse changes in market rates and prices, such as interest rates, foreign currency exchange rates and commodity prices. Our primary exposure to market risk is interest rate risk associated with our debt. As of December 31, 2016, the face value of long term debt was \$6.9 billion, including \$4.1 billion of variable-rate obligations. Assuming a constant outstanding balance for our variable-rate long term debt, a hypothetical 1% decrease in interest rates would not have a material impact on interest expense, while a hypothetical 1% increase in interest rates would increase interest expense approximately \$39 million.

Historically, we have attempted to limit our exposure to interest rate risk by using interest rate caps to mitigate interest rate risk associated with our variable rate debt instruments, but we did not have any active swaps or caps as of December 31, 2016. We did not purchase or hold any derivative financial instruments for trading purposes. While we may enter into agreements limiting our exposure to higher interest rates, any such agreements may not offer complete protection from this risk.

ITEM 8. Financial Statements and Supplementary Data

REPORT OF INDEPENDENT REGISTERED PUBLIC ACCOUNTING FIRM

To the Board of Directors and Stockholders of
Caesars Entertainment Corporation:

We have audited the accompanying consolidated balance sheets of Caesars Entertainment Corporation and subsidiaries (the "Company") as of December 31, 2016 and 2015, and the related consolidated statements of operations and comprehensive income/(loss), stockholders' equity/(deficit), and cash flows for each of the three years in the period ended December 31, 2016. Our audits also included the financial statement schedule listed in the Index at Item 15. These financial statements and the financial statement schedule are the responsibility of the Company's management. Our responsibility is to express an opinion on the financial statements and financial statement schedule based on our audits.

We conducted our audits in accordance with the standards of the Public Company Accounting Oversight Board (United States). Those standards require that we plan and perform the audit to obtain reasonable assurance about whether the financial statements are free of material misstatement. An audit includes examining, on a test basis, evidence supporting the amounts and disclosures in the financial statements. An audit also includes assessing the accounting principles used and significant estimates made by management, as well as evaluating the overall financial statement presentation. We believe that our audits provide a reasonable basis for our opinion.

In our opinion, such consolidated financial statements present fairly, in all material respects, the financial position of Caesars Entertainment Corporation and subsidiaries as of December 31, 2016 and 2015, and the results of their operations and their cash flows for each of the three years in the period ended December 31, 2016, in conformity with accounting principles generally accepted in the United States of America. Also, in our opinion, such financial statement schedule, when considered in relation to the basic consolidated financial statements taken as a whole, present fairly, in all material respects, the information set forth therein.

As discussed in Note 1 to the consolidated financial statements, on January 15, 2015, the Company's majority owned subsidiary, Caesars Entertainment Operating Company, Inc. (CEOC) and certain of its U.S. subsidiaries voluntarily filed for reorganization under Chapter 11 of the Bankruptcy Code, which resulted in the deconsolidation of CEOC effective January 15, 2015.

The accompanying consolidated financial statements have been prepared assuming that the Company will continue as a going concern. As discussed in Notes 1 and 3 to the consolidated financial statements, the Company is a defendant in litigation and other noteholder disputes concerning certain transactions related to CEOC. Additionally, as described in Note 1 to the consolidated financial statements, pursuant to CEOC's plan of reorganization and related restructuring support agreements the Company has agreed to provide significant cash and non-cash consideration to the CEOC creditors. In order to meet its ongoing obligations when they come due and its commitments under the CEOC plan of reorganization, the Company will need to secure additional sources of funding, complete the previously announced merger with Caesars Acquisition Company, and obtain regulatory approvals for the CEOC plan of reorganization. The uncertainty of the outcome of these matters raises substantial doubt about the Company's ability to continue as a going concern. Management's plans concerning these matters are discussed in Notes 1 and 3 to the consolidated financial statements. The consolidated financial statements do not include any adjustments that might result from the outcome of these uncertainties.

We have also audited, in accordance with the standards of the Public Company Accounting Oversight Board (United States), the Company's internal control over financial reporting as of December 31, 2016, based on the criteria established in *Internal Control - Integrated Framework (2013)* issued by the Committee of Sponsoring Organizations of the Treadway Commission and our report dated February 14, 2017 expressed an unqualified opinion on the Company's internal control over financial reporting.

/s/ DELOITTE & TOUCHE LLP

Las Vegas, Nevada

February 14, 2017

CAESARS ENTERTAINMENT CORPORATION
CONSOLIDATED BALANCE SHEETS

| | As of December 31, | |
|---|--------------------|-----------|
| | 2016 | 2015 |
| <i>(In millions, except par value).</i> | | |
| Assets | | |
| Current assets | | |
| Cash and cash equivalents (\$1,157 and \$948 attributable to our VIEs) | \$ 1,513 | \$ 1,227 |
| Restricted cash (\$3,040 and \$3 attributable to our VIEs) | 3,113 | 58 |
| Receivables, net (\$76 and \$63 attributable to our VIEs) | 160 | 134 |
| Due from affiliates, net (\$64 and \$33 attributable to our VIEs) | 64 | 34 |
| Prepayments and other current assets (\$61 and \$46 attributable to our VIEs) | 118 | 121 |
| Inventories (\$7 and \$7 attributable to our VIEs) | 20 | 21 |
| Current assets held for sale (\$0 and \$364 attributable to our VIEs) | — | 364 |
| Total current assets | 4,988 | 1,959 |
| Property and equipment, net (\$2,537 and \$2,607 attributable to our VIEs) | 7,446 | 7,584 |
| Goodwill (\$206 and \$206 attributable to our VIEs) | 1,608 | 1,608 |
| Intangible assets other than goodwill (\$191 and \$206 attributable to our VIEs) | 433 | 498 |
| Restricted cash (\$5 and \$9 attributable to our VIEs) | 5 | 109 |
| Deferred charges and other assets (\$240 and \$253 attributable to our VIEs) | 414 | 448 |
| Total assets | \$ 14,894 | \$ 12,206 |
| Liabilities and Stockholders' Equity/(Deficit) | | |
| Current liabilities | | |
| Accounts payable (\$143 and \$124 attributable to our VIEs) | \$ 215 | \$ 161 |
| Due to affiliates (\$94 and \$15 attributable to our VIEs) | 112 | 16 |
| Accrued expenses and other current liabilities (\$312 and \$232 attributable to our VIEs) | 664 | 550 |
| Accrued restructuring and support expenses | 6,601 | 905 |
| Interest payable (\$14 and \$37 attributable to our VIEs) | 67 | 131 |
| Current portion of long-term debt (\$21 and \$70 attributable to our VIEs) | 89 | 187 |
| Current liabilities held for sale (\$0 and \$66 attributable to our VIEs) | — | 66 |
| Total current liabilities | 7,748 | 2,016 |
| Long-term debt (\$2,254 and \$2,267 attributable to our VIEs) | 6,749 | 6,777 |
| Deferred income taxes (\$0 and \$13 attributable to our VIEs) | 1,722 | 1,000 |
| Deferred credits and other liabilities (\$33 and \$125 attributable to our VIEs) | 93 | 180 |
| Total liabilities | 16,312 | 9,973 |
| Commitments and contingencies (Note 3) | | |
| Stockholders' equity/(deficit) | | |
| Common stock: voting, \$0.01 par value, 150 and 147 shares issued, respectively | 1 | 1 |
| Treasury stock: 3 and 2 shares, respectively | (29) | (21) |
| Additional paid-in capital | 7,605 | 8,190 |
| Accumulated deficit | (10,753) | (7,184) |
| Accumulated other comprehensive income/(loss) | (1) | 1 |
| Total Caesars stockholders' equity/(deficit) | (3,177) | 987 |
| Noncontrolling interests | 1,759 | 1,246 |
| Total stockholders' equity/(deficit) | (1,418) | 2,233 |
| Total liabilities and stockholders' equity/(deficit) | \$ 14,894 | \$ 12,206 |

See accompanying Notes to Consolidated Financial Statements.

CAESARS ENTERTAINMENT CORPORATION
CONSOLIDATED STATEMENTS OF OPERATIONS AND COMPREHENSIVE INCOME/(LOSS)

| <i>(In millions, except per share data)</i> | Years Ended December 31, | | |
|--|--------------------------|----------|------------|
| | 2016 | 2015 | 2014 |
| Revenues | | | |
| Casino | \$ 2,177 | \$ 2,286 | \$ 5,418 |
| Food and beverage | 788 | 823 | 1,495 |
| Rooms | 923 | 878 | 1,207 |
| Other revenue | 527 | 495 | 742 |
| Reimbursed management costs | — | 10 | 243 |
| Less: casino promotional allowances | (538) | (563) | (1,138) |
| Net revenues | 3,877 | 3,929 | 7,967 |
| Operating expenses | | | |
| Direct | | | |
| Casino | 1,128 | 1,194 | 3,253 |
| Food and beverage | 383 | 399 | 694 |
| Rooms | 249 | 227 | 315 |
| Property, general, administrative, and other | 1,166 | 1,052 | 1,930 |
| Reimbursable management costs | — | 10 | 243 |
| Depreciation and amortization | 439 | 374 | 658 |
| Impairment of goodwill | — | — | 695 |
| Impairment of tangible and other intangible assets | — | 1 | 299 |
| Corporate expense | 166 | 174 | 232 |
| Other operating costs | 89 | 152 | 203 |
| Total operating expenses | 3,620 | 3,583 | 8,522 |
| Income/(loss) from operations | 257 | 346 | (555) |
| Interest expense | (599) | (683) | (2,669) |
| Deconsolidation and restructuring of CEOC and other | (5,758) | 6,115 | (95) |
| Income/(loss) from continuing operations before income taxes | (6,100) | 5,778 | (3,319) |
| Income tax benefit/(provision) | (27) | 119 | 596 |
| Income/(loss) from continuing operations, net of income taxes | (6,127) | 5,897 | (2,723) |
| Discontinued operations, net of income taxes | 3,380 | 155 | (143) |
| Net income/(loss) | (2,747) | 6,052 | (2,866) |
| Net (income)/loss attributable to noncontrolling interests | (822) | (132) | 83 |
| Net income/(loss) attributable to Caesars | \$ (3,569) | \$ 5,920 | \$ (2,783) |
| Earnings/(loss) per share - basic and diluted | | | |
| Basic earnings/(loss) per share from continuing operations | \$ (47.52) | \$ 39.80 | \$ (18.53) |
| Basic earnings/(loss) per share from discontinued operations | 23.11 | 1.08 | (1.00) |
| Basic earnings/(loss) per share | \$ (24.41) | \$ 40.88 | \$ (19.53) |
| Diluted earnings/(loss) per share from continuing operations | \$ (47.52) | \$ 39.20 | \$ (18.53) |
| Diluted earnings/(loss) per share from discontinued operations | 23.11 | 1.06 | (1.00) |
| Diluted earnings/(loss) per share | \$ (24.41) | \$ 40.26 | \$ (19.53) |
| Weighted-average common shares outstanding - basic | 146 | 145 | 142 |
| Weighted-average common shares outstanding - diluted | 146 | 147 | 142 |
| Comprehensive income/(loss): | | | |
| Other comprehensive loss, net of income taxes | \$ (2) | \$ — | \$ (2) |
| Comprehensive income/(loss) | (2,749) | 6,052 | (2,868) |
| Comprehensive (income)/loss attributable to noncontrolling interests | (822) | (132) | 83 |
| Comprehensive income/(loss) attributable to Caesars | \$ (3,571) | \$ 5,920 | \$ (2,785) |

See accompanying Notes to Consolidated Financial Statements.

CAESARS ENTERTAINMENT CORPORATION
CONSOLIDATED STATEMENTS OF STOCKHOLDERS' EQUITY/(DEFICIT)

| | Caesars Stockholders' Equity/(Deficit) | | | | | | | |
|---|--|-------------------|-----------------------------------|------------------------|--|--|-----------------------------|---------------------------|
| | Common Stock | Treasury Stock | Additional Paid-in- Capital | Accumulated Deficit | Accumulated Other Comprehensive Income/(Loss) | Total Caesars Stockholders' Equity/(Deficit) | Noncontrolling Interests | Total Equity/(Deficit) |
| <i>(In millions)</i> | | | | | | | | |
| Balance as of December 31, 2013 | \$ 1 | \$ (16) | \$ 7,231 | \$ (10,321) | \$ (17) | \$ (3,122) | \$ 1,218 | \$ (1,904) |
| Net loss | — | — | — | (2,783) | — | (2,783) | (83) | (2,866) |
| Share-based compensation | — | (3) | 32 | — | — | 29 | — | 29 |
| Common stock issuances ⁽¹⁾ | — | — | 136 | — | — | 136 | — | 136 |
| Other comprehensive loss, net of tax | — | — | — | — | (2) | (2) | — | (2) |
| Allocation of minority interest resulting from sales and conveyances of subsidiary stock ⁽²⁾ | — | — | 754 | — | 4 | 758 | (744) | 14 |
| Bond distribution to noncontrolling interest owners ⁽³⁾ | — | — | — | — | — | — | (160) | (160) |
| Other | — | — | (13) | — | — | (13) | 24 | 11 |
| Balance as of December 31, 2014 | 1 | (19) | 8,140 | (13,104) | (15) | (4,997) | 255 | (4,742) |
| Net income | — | — | — | 5,920 | — | 5,920 | 132 | 6,052 |
| Share-based compensation | — | (2) | 50 | — | — | 48 | — | 48 |
| Elimination of CEOC noncontrolling interest and deconsolidation ⁽³⁾ | — | — | — | — | 16 | 16 | 854 | 870 |
| Decrease in noncontrolling interests, net of distributions and contributions | — | — | — | — | — | — | (10) | (10) |
| Other | — | — | — | — | — | — | 15 | 15 |
| Balance as of December 31, 2015 | 1 | (21) | 8,190 | (7,184) | 1 | 987 | 1,246 | 2,233 |
| Cumulative effect adjustment share-based compensation ⁽⁴⁾ | — | — | 1 | (1) | — | — | — | — |
| Net income | — | — | — | (3,569) | — | (3,569) | 822 | (2,747) |
| Share-based compensation | — | — | 40 | — | — | 40 | — | 40 |
| CIE stock transactions, net | — | — | (626) | — | — | (626) | — | (626) |
| Other comprehensive loss, net of tax | — | — | — | — | (2) | (2) | — | (2) |
| Change in noncontrolling interest, net of distributions and contributions | — | — | — | — | — | — | (309) | (309) |
| Other | — | (8) | — | 1 | — | (7) | — | (7) |
| Balance as of December 31, 2016 | \$ 1 | \$ (29) | \$ 7,605 | \$ (10,753) | \$ (1) | \$ (3,177) | \$ 1,759 | \$ (1,418) |

⁽¹⁾ We issued and sold 7 million shares in 2014.

⁽²⁾ In 2014, we sold 68,100 of CEC's shares of CEOC's common stock to qualified institutional buyers and CEOC granted 86,936 shares of its common stock to employees. We allocated \$869 million of accumulated stockholders' deficit to the noncontrolling interests' ownership in CEOC based upon the noncontrolling interests' ownership share as of December 31, 2014, which included \$744 million for the allocation of noncontrolling interest resulting from sales and conveyances of CEOC stock.

⁽³⁾ See Note 2.

⁽⁴⁾ Adoption of Accounting Standards Update No. 2016-09, Compensation-Stock Compensation. See Note 14.

See accompanying Notes to Consolidated Financial Statements.

CAESARS ENTERTAINMENT CORPORATION

CONSOLIDATED STATEMENTS OF CASH FLOWS

| | Years Ended December 31, | | |
|--|--------------------------|----------|------------|
| | 2016 | 2015 | 2014 |
| <i>(In millions)</i> | | | |
| Cash flows from operating activities | | | |
| Net income/(loss) | \$ (2,747) | \$ 6,052 | \$ (2,866) |
| Adjustments to reconcile net income/(loss) to cash flows from operating activities: | | | |
| Loss/(income) from discontinued operations | (3,380) | (155) | 143 |
| Gain on deconsolidation of CEOC | — | (7,125) | — |
| Loss on extinguishment of debt | — | — | 96 |
| Depreciation and amortization | 439 | 374 | 651 |
| Amortization of deferred finance costs and debt discount/premium | 24 | 38 | 438 |
| Provision for doubtful accounts | 11 | 11 | 50 |
| Impairment of intangible and tangible assets | — | 1 | 994 |
| Share-based compensation expense | 228 | 94 | 94 |
| Deferred income taxes | 2 | (113) | (440) |
| Other non-cash adjustments to net income/(loss) | 14 | 1 | 50 |
| Net changes in: | | | |
| Accounts receivable | (22) | (51) | 12 |
| Due to/due from affiliates, net | 19 | (28) | 3 |
| Inventories, prepayments and other current assets | (11) | 1 | (21) |
| Deferred charges and other | — | (17) | 1 |
| Accounts payable | 39 | (47) | (47) |
| Interest payable | (64) | (41) | 342 |
| Accrued expenses | 50 | 45 | (155) |
| Restructuring accruals | 5,696 | 905 | — |
| Deferred credits and other | 10 | (5) | (201) |
| Other | — | 3 | 35 |
| Cash flows provided by/(used in) operating activities | 308 | (57) | (821) |
| Cash flows from investing activities | | | |
| Acquisitions of property and equipment, net of change in related payables | (220) | (341) | (991) |
| Deconsolidation of CEOC cash | — | (985) | — |
| Return of investment from discontinued operations | 132 | 142 | 87 |
| Contributions to discontinued operations | (56) | (15) | (89) |
| Proceeds from the sale and maturity of investments | 46 | 29 | 24 |
| Payments to acquire investments | (23) | (27) | — |
| Other | — | (3) | 69 |
| Cash flows used in investing activities | (121) | (1,200) | (900) |
| Cash flows from financing activities | | | |
| Proceeds from long-term debt and revolving credit facilities | 120 | 310 | 4,436 |
| Debt issuance and extension costs and fees | — | — | (196) |
| Repayments of long-term debt and revolving credit facilities | (268) | (450) | (2,833) |
| Payment of contingent consideration | — | (1) | — |
| Repurchase of CIE shares and distribution of sale proceeds | (1,126) | (65) | — |
| Proceeds from sale of interest in subsidiary | — | — | 8 |
| Issuance of common stock, net of fees | — | — | 136 |
| Distributions to noncontrolling interest owners | (270) | (36) | — |
| Other | 11 | 25 | (30) |
| Cash flows provided by/(used in) financing activities | (1,533) | (217) | 1,521 |
| Cash flows from discontinued operations | | | |
| Cash flows from operating activities | 168 | 159 | 26 |
| Cash flows from investing activities | 4,379 | (12) | (26) |
| Cash flows from financing activities | (76) | (158) | (5) |
| Net cash from discontinued operations | 4,471 | (11) | (5) |
| Change in cash, cash equivalents, and restricted cash classified as assets held for sale | 112 | (8) | (52) |
| Net increase/(decrease) in cash, cash equivalents, and restricted cash | 3,237 | (1,493) | (257) |

| | | | |
|---|-----------------|-----------------|-----------------|
| Cash, cash equivalents, and restricted cash, beginning of period | 1,394 | 2,887 | 3,144 |
| Cash, cash equivalents, and restricted cash, end of period | <u>\$ 4,631</u> | <u>\$ 1,394</u> | <u>\$ 2,887</u> |
| Supplemental Cash Flow Information | | | |
| Cash paid for interest | \$ 634 | \$ 696 | \$ 2,070 |
| Cash paid for income taxes | 65 | 80 | 50 |
| Non-cash investing and financing activities: | | | |
| Change in accrued capital expenditures | 14 | (35) | 46 |
| Change in assets acquired through financing activities and capital leases | — | — | 30 |

See accompanying Notes to Consolidated Financial Statements.

CAESARS ENTERTAINMENT CORPORATION

NOTES TO CONSOLIDATED FINANCIAL STATEMENTS

In this filing, the name “CEC” refers to the parent holding company, Caesars Entertainment Corporation, exclusive of its consolidated subsidiaries and variable interest entities, unless otherwise stated or the context otherwise requires. The words “Company,” “Caesars,” “Caesars Entertainment,” “we,” “our,” and “us” refer to Caesars Entertainment Corporation, inclusive of its consolidated subsidiaries and variable interest entities, unless otherwise stated or the context otherwise requires.

We also refer to (i) our Consolidated Financial Statements as our “Financial Statements,” (ii) our Consolidated Statements of Operations and Comprehensive Income/(Loss) as our “Statements of Operations,” and (iii) our Consolidated Balance Sheets as our “Balance Sheets.”

Note 1 - Description of Business

Organization

CEC is primarily a holding company with no independent operations of its own. CEC owns 100% of Caesars Entertainment Resort Properties, LLC (“CERP”) and an interest in Caesars Growth Partners, LLC (“CGP”). We also consolidate the results of Caesars Interactive Entertainment, LLC (formerly Caesars Interactive Entertainment, Inc.) (“CIE”), a wholly owned subsidiary of CGP that operates an online games business and owns the World Series of Poker (“WSOP”) tournaments and brand. CIE sold its social and mobile games business (the “SMG Business”) on September 23, 2016, as discussed below. As of December 31, 2016, CERP and CGP owned a total of 12 casino properties in the United States, eight of which are in Las Vegas. These eight casino properties represented 65% of consolidated net revenues for the year ended December 31, 2016.

CEC also holds a majority interest in Caesars Entertainment Operating Company, Inc. (“CEOC”). The results of CEOC and its subsidiaries are no longer consolidated with Caesars subsequent to CEOC and certain of its United States subsidiaries (the “Debtors”) voluntarily filing for reorganization under Chapter 11 of the United States Bankruptcy Code (the “Bankruptcy Code”) on January 15, 2015.

Caesars Enterprise Services, LLC

Caesars Enterprise Services, LLC (“CES”) is a services joint venture formed by CERP, CEOC, and a subsidiary of CGP (Caesars Growth Properties Holdings, LLC, or “CGPH”) (collectively, the “Members”). CES provides certain corporate and administrative services for the Members’ casino properties and related entities, including substantially all of the casino properties owned by CEOC and casinos owned by unrelated third parties. CES manages certain assets for the casinos to which it provides services and the other assets it owns, licenses or controls, and employs certain of the corresponding employees. Under the terms of the joint venture and the Omnibus License and Enterprise Services Agreement, CEC and its operating subsidiaries continue to have access to the services historically provided to us by CEOC and its employees, its trademarks, and its programs despite the CEOC bankruptcy filing.

Reportable Segments

We view each casino property as an operating segment and currently aggregate all such casino properties into two reportable segments based on management’s view, which aligns with their ownership and underlying credit structures: CERP and CGP.

Through June 30, 2016, we aggregated the operating segments within CGP into two separate reportable segments: Caesars Growth Partners Casino Properties and Developments (“CGP Casinos”) and CIE. On September 23, 2016, CIE sold the SMG Business for cash consideration of \$4.4 billion (the “CIE Proceeds”) and retained only its WSOP and regulated online real money gaming businesses. The SMG Business represented the majority of CIE’s operations and was classified as discontinued operations for the year ended December 31, 2016 and all historical periods presented while the related assets and liabilities have been recast as held for sale as of December 31, 2015 (see Note 17). After excluding the SMG Business from CIE’s continuing operations, the remaining CIE business is not material, and we no longer consider CIE to be a separate reportable segment from CGP Casinos. Therefore, CGP Casinos and the remaining operations of CIE have been combined for all periods presented to form the CGP segment. Additionally, CEOC remained a reportable segment until its deconsolidation effective January 15, 2015.

Announced Merger with Caesars Acquisition Company

In 2014, CEC and Caesars Acquisition Company (“CAC”) entered into a merger agreement, which was amended and restated on July 9, 2016 (the “Merger Agreement”). Pursuant to the Merger Agreement, among other things, CAC will merge with and into

CAESARS ENTERTAINMENT CORPORATION
NOTES TO CONSOLIDATED FINANCIAL STATEMENTS (CONTINUED)

CEC, with CEC as the surviving company (the “Merger”). Subject to the terms and conditions of the Merger Agreement, upon consummation of the Merger, each share of CAC common stock issued and outstanding immediately prior to the effective date of the Merger will be converted into, and become exchangeable for, shares of CEC common stock in a ratio to ensure that holders of CAC common stock receive shares equal to 27.5% of the outstanding CEC common stock on a fully diluted basis (prior to the conversion of the CEC Convertible Notes being issued as part of the Restructuring, as defined below (the “Exchange Ratio”). The Exchange Ratio may be subject to change, and CEC or CAC may terminate the Merger Agreement under certain circumstances.

We expect the Merger to be accounted for as a transaction among entities under common control, which will result in CAC being consolidated into Caesars at book value as an equity transaction.

Going Concern

As of December 31, 2016, we adopted ASU No. 2014-15, *Presentation: Disclosure of Uncertainties about an Entity’s Ability to Continue as a Going Concern*. This guidance amended the existing requirements for disclosing information about an entity’s ability to continue as a going concern and explicitly requires management to assess an entity’s ability to continue as a going concern and to provide related footnote disclosure in certain circumstances. This guidance was effective for annual reporting periods ending after December 15, 2016, and for annual and interim reporting periods thereafter. The following information reflects the results of management’s assessment of CEC’s ability to continue as a going concern.

Overview

As a result of the following circumstances, we have substantial doubt about CEC’s ability to continue as a going concern:

- we have limited unrestricted cash available to meet the financial commitments of CEC, primarily resulting from significant expenditures made to (1) defend against the litigation matters disclosed below and (2) support a plan of reorganization for CEOC (the “Restructuring”);
- we have made material future commitments to support the Restructuring described below; and
- we are a defendant in litigation relating to certain CEOC transactions dating back to 2010 and other legal matters (see Note 2) that could result in one or more adverse rulings against us if the Restructuring is not completed.

CEC does not currently have sufficient cash to meet its financial commitments to support the Restructuring that are due when CEOC ultimately emerges from bankruptcy or to satisfy the potential obligations that would arise in the event of an adverse ruling on one or all of the litigation matters disclosed below. The completion of the Merger is expected to allow CEC to fulfill its financial commitments in support of the Restructuring. However, if the Merger is not completed for any reason, CEC would still be liable for many of these obligations. In addition, although under the terms of the Restructuring, all related litigation is expected to be resolved, there remain the outstanding litigation matters that are currently stayed pending CEOC’s emergence from bankruptcy.

CEC entered into the CIE Proceeds and Reservation Rights Agreement (as amended on October 7, 2016) with CIE, CEOC and CAC (the “CIE Proceeds Agreement”), which allows for up to \$235 million of the proceeds from the SMG Business sale to be distributed to CEC in order to pay certain fees in support of the Restructuring (“CEC Expense Amounts”). After taking into account the cash available to pay the CEC Expense Amounts under the CIE Proceeds Agreement and other sources of liquidity, CEC expects to have sufficient cash to meet its ongoing obligations as they come due for at least 12 months beyond the issuance date of these financial statements. However, there are restrictions governing when and how the cash designated for CEC Expense Amounts can be used, pursuant to the terms of the Second Lien RSA (defined below) (see Note 2). CEC also expects to gain access to the remaining proceeds from the sale of the SMG Business upon completion of the Merger, which will be used to fund its other commitments in support of the Restructuring.

If CEC is unable to access additional sources of cash when needed, in the event of a material adverse ruling on one or all of the litigation matters disclosed below, or if CEOC does not emerge from bankruptcy on a timely basis on terms and under circumstances satisfactory to CEC, it is likely that CEC would seek reorganization under Chapter 11 of the Bankruptcy Code.

We believe that CERP and CGP’s cash and cash equivalents, their cash flows from operations, and/or financing available under their separate revolving credit facilities will be sufficient to meet their normal operating requirements, to fund planned capital expenditures, and to fund debt service during the next 12 months and the foreseeable future.

CAESARS ENTERTAINMENT CORPORATION
NOTES TO CONSOLIDATED FINANCIAL STATEMENTS (CONTINUED)

CEOC Reorganization

On January 13, 2017, the Debtors filed an amended plan of reorganization (the “Third Amended Plan”) with the United States Bankruptcy Court for the Northern District of Illinois in Chicago (the “Bankruptcy Court”) that replaces all previously filed plans. CEC, CAC, the Debtors and CEOC’s major creditor groups have agreed to support the Third Amended Plan. The Bankruptcy Court confirmed the Third Amended Plan on January 17, 2017.

As part of the Third Amended Plan, it is anticipated that CEOC will be divided into two companies - OpCo and PropCo. OpCo will operate CEOC’s properties and facilities. PropCo will hold certain of CEOC’s real property assets and related fixtures and will lease those assets to OpCo. It is anticipated that OpCo will be a wholly owned consolidated subsidiary of CEC subsequent to the CEOC’s emergence, and that will contract with another subsidiary of CEC to manage the facilities to be leased from PropCo. PropCo will be a separate entity and will not be consolidated by CEC.

Although the Third Amended Plan has been confirmed by the Bankruptcy Court, we must still obtain regulatory approval in all of the jurisdictions in which we have gaming operations in order for CEOC to successfully emerge from bankruptcy, and we are unable to determine when all necessary requirements will be satisfied. In addition, the Third Amended Plan remains subject to completion of the Merger, certain financing transactions, and various other closing conditions.

In connection with the Third Amended Plan, the following agreements with respect to the CEOC reorganization were either entered into or amended, as needed (collectively, the “RSAs”):

- (a) Sixth Amended and Restated Restructuring Support and Forbearance Agreement, dated October 4, 2016, with certain parties holding claims under CEOC’s first lien notes (the “First Lien Bond RSA”);
- (b) Second Amended Restructuring Support and Forbearance Agreement, dated October 4, 2016, with certain parties holding claims under CEOC’s first lien credit agreement (the “First Lien Bank RSA”);
- (c) Restructuring Support, Forbearance and Settlement Agreement, dated October 4, 2016, with certain parties holding claims under CEOC’s second lien note agreements (the “Second Lien RSA”);
- (d) Amendment No. 1 to First Amended and Restated Restructuring Support and Forbearance Agreement, dated October 4, 2016, with certain parties holding claims under CEOC’s subsidiary guaranteed notes (the “SGN RSA”);
- (e) First Amended and Restated Restructuring Support, Settlement, and Contribution Agreement, dated July 9, 2016, with CEOC (the “CEC RSA”);
- (f) Amended and Restated Restructuring Support Agreement, dated July 9, 2016, with CAC and CEOC (the “CAC RSA”); and
- (g) Restructuring Support and Settlement Agreement, dated June 22, 2016, with the unsecured claimholders’ committee in the Chapter 11 cases (the “UCC RSA”).

The “Effective Date” of the Restructuring (the material terms of which are contained in the RSAs and the Third Amended Plan) is the date upon which all required conditions of the Restructuring have been satisfied or waived and on which the CEOC reorganization and related transactions become effective.

As a result of the Bankruptcy Court’s confirmation of the Third Amended Plan, we believe it is probable that certain obligations described in the Third Amended Plan and the RSAs will ultimately be settled, and therefore, we have accrued the items described in the table below that are estimable in accrued restructuring and support expenses on the Balance Sheets. During 2016, we updated our accruals based on the terms of the Third Amended Plan and the RSAs and recorded an additional \$5.7 billion in deconsolidation and restructuring of CEOC and other in the statement of operations, which included \$426 million recorded in the fourth quarter of 2016.

We estimated the total consideration we expect to provide in support of the Restructuring, which includes a combination of cash, CEC common stock, and CEC Convertible Notes. Accrued restructuring and support expenses does not include the consideration that will be issued as part of the acquisition of OpCo (as defined below), which will be recorded when the transaction is consummated.

CAESARS ENTERTAINMENT CORPORATION
NOTES TO CONSOLIDATED FINANCIAL STATEMENTS (CONTINUED)

Accrued Restructuring and Support Expenses

| <i>(In millions)</i> | Accrued as of | |
|--|-------------------|-------------------|
| | December 31, 2016 | December 31, 2015 |
| Forbearance fees and other payments to creditors | \$ 970 | \$ 484 |
| Bank Guaranty Settlement | 734 | 386 |
| Issuance of CEC common shares | 2,936 | — |
| Issuance of CEC convertible notes | 1,600 | — |
| PropCo call right agreement | 131 | — |
| Payment of creditor expenses, settlement charges, and other fees | 195 | — |
| Payment to CEOC | 35 | 35 |
| Total accrued | \$ 6,601 | \$ 905 |

The amounts disclosed above are reported net of payments totaling \$34 million and \$148 million during the year ended December 31, 2016 and 2015, respectively.

Forbearance Fees and Other Payments to Creditors. CEC has agreed to pay certain fees in exchange for CEOC's major creditors agreeing to forbear from exercising their rights and remedies under certain of CEOC's credit agreements and to stay all pending litigation.

Bank Guaranty Settlement. In 2014, CEOC amended its senior secured credit facilities (the "Bank Amendment") resulting in, among other things, a modification of CEC's guarantee under the senior secured credit facilities such that CEC's guarantee was limited to a guarantee of collection ("CEC Collection Guarantee") with respect to obligations owed to the lenders who consented to the Bank Amendment. The CEC Collection Guarantee requires the creditors to exhaust all rights and remedies at law and in equity that the creditors or their agents may have against CEOC or any of its subsidiaries and its and their respective property to collect, or obtain payment of, the guaranteed amounts. Pursuant to the Third Amended Plan, the CEOC creditors have agreed to eliminate the CEC Collection Guarantee, and we recorded \$734 million as an estimate of the liability based on the terms of the Bank Guaranty Settlement agreement.

Issuance of CEC Common Shares. CEC will issue CEC common shares for the settlement of claims and potential claims and is obligated to repurchase at least \$1.0 billion worth of the issued shares at a fixed price. As of December 31, 2016, our accrual includes the \$1.0 billion repurchase obligation plus the estimated fair value of \$1.9 billion for the net shares that we expect to issue after satisfying the repurchase obligation, which is subject to remeasurement on a quarterly basis. Additionally, we have accrued a liability for the fair value associated with the creditors' right to require CEC to repurchase up to \$200 million worth of the newly-issued CEC common shares.

CEC's majority shareholders, the Sponsors (as defined in Note 18), have agreed that their CEC common shares shall be included as consideration in support of the Restructuring and for the settlement of claims and potential claims. Therefore, our accrual also includes the fair value of the shares held by the Sponsors. We will reduce the estimate of our obligation upon receipt of the shares from the Sponsors, with an offsetting amount recorded to equity, which is expected to occur on the Effective Date. See Note 8 for additional information on fair value measurements and how this value was determined.

Issuance of CEC Convertible Notes. CEC will issue approximately \$1.1 billion in face value of convertible notes (the "CEC Convertible Notes") to the CEOC creditors for the settlement of claims and potential claims, and our accrual represents the estimated fair value of the notes to be issued. See Note 8.

PropCo Call Right Agreement. PropCo will have a call right for up to five years to purchase the real property assets associated with Harrah's Atlantic City and Harrah's Laughlin from CERP and Harrah's New Orleans from CGP (subject to the terms of the CERP and CGPH credit agreements). Our accrual represents the estimated fair value of the call right related to Harrah's Atlantic City and Harrah's Laughlin. See Note 8. We are unable to estimate the range of loss related to the Harrah's New Orleans call right due to uncertainty regarding the negotiation of certain terms that would allow the call right to be exercised for this property.

Payment of Creditor Expenses, Settlement Charges, and Other Fees. Pursuant to the Third Amended Plan, CEC has agreed to pay certain professional fees incurred by CEOC's creditors and has agreed to pay other ancillary fees and settlement amounts.

CAESARS ENTERTAINMENT CORPORATION
NOTES TO CONSOLIDATED FINANCIAL STATEMENTS (CONTINUED)

Payment to CEOC. In addition, and separate from the transactions and agreements described above, because there was not a comprehensive out-of-court restructuring of CEOC's debt securities or a prepackaged or prearranged in-court restructuring with requisite voting support from each of the first and second lien secured creditor classes by February 15, 2016, a debt agreement entered into by CEOC in 2014 contemplates an additional payment to CEOC of \$35 million from CEC. During the first quarter of 2015, we accrued this liability in accrued restructuring and support expenses on the Balance Sheet, and this amount is currently due and payable. The CIE Proceeds Agreement designates a portion of the proceeds from the sale of the SMG Business for the purpose of paying this obligation upon CEOC's emergence from bankruptcy (see Note 20).

Other Commitments Under the Third Amended Plan

The following represents other commitments or potential obligations to which CEC has agreed as part of the Third Amended Plan and certain of the RSAs, none of which have been accrued as of December 31, 2016.

| |
|--|
| Purchase 100% of OpCo common stock for \$700 million |
| Issuance of CEC common shares in exchange for OpCo preferred stock |
| PropCo has right of first refusal on the real property assets associated with all new domestic non-Las Vegas gaming facility opportunities, with CEC or OpCo leasing such properties |
| Guarantee of OpCo's payment obligations to PropCo under the leases of the CEOC Properties |
| Guarantee of OpCo debt received by the First Lien Bank Lenders and First Lien Noteholders |

The acquisitions of OpCo equity represent future investment transactions and will be recorded when (or if) the transactions are consummated. The PropCo right of first refusal is not a financial obligation that would require accrual. The guarantees of OpCo's payment and debt obligations relate to OpCo commitments that do not yet exist, and thus do not give rise to any obligations for CEC as of December 31, 2016.

Liquidity

Caesars Entertainment is a highly-leveraged company and had \$6.9 billion in consolidated debt outstanding as of December 31, 2016. As a result, a significant portion of our liquidity needs are for debt service, including significant interest payments. As detailed in Note 11, our consolidated estimated debt service (including principal and interest) for 2017 is \$659 million and \$8.8 billion thereafter to maturity. See Note 11 for details of our debt outstanding and related restrictive covenants. This includes, among other information, details of our individual borrowings outstanding and each subsidiary's annual maturities of long-term debt as of December 31, 2016.

Cash and Available Revolver Capacity

| <u><i>(In millions)</i></u> | December 31, 2016 | | | |
|---|-------------------|----------|--------|--------|
| | CERP | CGP | CES | Other |
| Cash and cash equivalents | \$ 168 | \$ 1,050 | \$ 107 | \$ 188 |
| Revolver capacity | 270 | 160 | — | — |
| Revolver capacity drawn or committed to letters of credit | (40) | — | — | — |
| Total | \$ 398 | \$ 1,210 | \$ 107 | \$ 188 |

Consolidated cash and cash equivalents, excluding restricted cash, as shown in the table above include amounts held by CERP, CGP, and CES, which are not readily available to CEC. "Other" reflects CEC and certain of its direct subsidiaries, including its insurance captives.

CEC is primarily a holding company with no independent operations, employees, or material debt issuances of its own. Its primary assets as of December 31, 2016, consist of \$188 million in cash and cash equivalents and its ownership interests in CEOC, CERP and CGP. CEC's cash includes \$109 million held by its insurance captives. Provisions included in certain debt arrangements entered into by CERP and CGP (and/or their respective subsidiaries) substantially restrict the ability of CERP, CGP, and their subsidiaries to provide dividends to CEC. In addition, CEC does not receive any financial benefit from CEOC during CEOC's bankruptcy, as all earnings and cash flows are retained by CEOC for the benefit of its creditors.

CAESARS ENTERTAINMENT CORPORATION
NOTES TO CONSOLIDATED FINANCIAL STATEMENTS (CONTINUED)

CEC has no requirement to fund the operations of CERP, CGP, or their subsidiaries. Accordingly, CEC cash outflows are primarily used for corporate development opportunities and other corporate-level activity, including defending itself in the litigation in which it has been named as a defendant (see Note 3). In the first quarter of 2016, \$100 million in cash that had previously been restricted by management for use in a casino development project became available for CEC's use in operations. In addition, as described previously, CEC is able to fund certain eligible CEC Expense Amounts from \$235 million of the proceeds from the sale of the SMG Business. Otherwise, CEC is generally limited to raising additional capital through borrowings or equity transactions because it has no operations of its own and the restrictions on its subsidiaries under lending arrangements generally prevent the distribution of cash from the subsidiaries to CEC, except for certain restricted payments that CERP and CGPH are authorized to make in accordance with their lending arrangements.

Litigation

In addition to financial commitments described above, we have the following outstanding uncertainties for which we have not accrued any amounts, all of which are described in Note 3:

- Litigation commenced by Wilmington Savings Fund Society, FSB on August 4, 2014 (the "Delaware Second Lien Lawsuit");
- Litigation commenced by parties on September 3, 2014 and October 2, 2014 (the "Senior Unsecured Lawsuits");
- Litigation commenced by UMB Bank on November 25, 2014 (the "Delaware First Lien Lawsuit");
- Demands for payment made by Wilmington Savings Fund Society, FSB on February 13, 2015 (the "February 13 Notice");
- Demands for payment made by BOKE, N.A., on February 18, 2015 (the "February 18 Notice");
- Litigation commenced by BOKF, N.A. on March 3, 2015 (the "New York Second Lien Lawsuit");
- Litigation commenced by UMB Bank on June 15, 2015 (the "New York First Lien Lawsuit");
- Litigation commenced by Wilmington Trust, National Association on October 20, 2015 (the "New York Senior Notes Lawsuit"); and
- Litigation commenced by Trustees of the National Retirement Fund in January 2015 (the "NRF Litigation").

Report of Bankruptcy Examiner

The Bankruptcy Court engaged an examiner to investigate possible claims CEOC might have against CEC and/or other entities and individuals. On March 15, 2016, the examiner released his report, which identifies a variety of potential claims against CEC and certain individuals related to a number of transactions dating back to 2009. Most of the examiner's findings are premised on his view that CEOC was "insolvent" at the time of the applicable transactions and that CEOC did not receive fair value for assets transferred. The examiner's report includes his conclusions on the relative strengths of these possible claims, many of which are described in Note 3. The examiner calculates an estimated range of potential damages for these potential claims from \$3.6 billion to \$5.1 billion, and such calculation does not account for probability of success, likelihood of collection, or the time or cost of litigation.

While this report was prepared at the request of the Bankruptcy Court, none of the findings included therein are legally binding on the Bankruptcy Court or any party. CEC contests many of the examiner's findings, including his findings that CEOC was insolvent at relevant times, that there were breaches of fiduciary duty, that CEOC did not receive fair value for assets transferred, that there were fraudulent transfers, and as to the calculation of damages. CEC believes that each of the challenged transactions was undertaken to provide CEOC with the liquidity and resources required to sustain it and provide time to recover from significant market challenges.

CEC believes that the conclusion of the examination and the release of the report was a necessary step to facilitate the settlement discussions in the CEOC bankruptcy proceedings. The Third Amended Plan and the related RSAs reflect the current status of the ongoing effort to arrive at a consensual plan providing for the timely emergence of CEOC from bankruptcy.

CAESARS ENTERTAINMENT CORPORATION
NOTES TO CONSOLIDATED FINANCIAL STATEMENTS (CONTINUED)

Employee Relations

We have approximately 31,000 employees throughout our organization. Approximately 17,000 of our employees are covered by collective bargaining agreements with certain of our subsidiaries, relating to certain casino, hotel, and restaurant employees. The majority of these employees are covered by the following agreements:

| Employee Group | Approximate Number of Active Employees Represented | Union | Date on which Collective Bargaining Agreement Becomes Amendable |
|---|---|--|--|
| Las Vegas Culinary Employees | 8,700 | Culinary Workers Union, Local 226 | Various up to July 31, 2018 |
| Atlantic City Food & Beverage and Hotel employees | 1,600 | UNITE HERE, Local 54 | February 28, 2020 |
| Las Vegas Bartenders | 1,200 | Bartenders Union, Local 165 | Various up to July 31, 2018 |
| Las Vegas Dealers | 1,800 | Transport Workers Union of America and UAW | Various up to September 30, 2019 |

Note 2 — Basis of Presentation and Principles of Consolidation

Basis of Presentation and Use of Estimates

Our consolidated financial statements are prepared in accordance with accounting principles generally accepted in the United States (“GAAP”), which require the use of estimates and assumptions that affect the reported amounts of assets, liabilities, revenues and expenses and the disclosure of contingent assets and liabilities. Actual amounts could differ from those estimates.

Certain prior year amounts have been reclassified to conform to the current year’s presentation. For the years ended December 31, 2015 and 2014, \$17 million and \$27 million, respectively, was reclassified from food and beverage revenues to other revenue, and \$2 million and \$50 million, respectively, was reclassified from corporate expense to depreciation and amortization.

As disclosed in Note 1, the financial results related to the SMG Business were classified as discontinued operations for all periods presented (see also Note 17).

Consolidation of Subsidiaries and Variable Interest Entities

Our consolidated financial statements include the accounts of Caesars Entertainment and its subsidiaries after elimination of all intercompany accounts and transactions.

We consolidate all subsidiaries in which we have a controlling financial interest and variable interest entities (“VIEs”) for which we or one of our consolidated subsidiaries is the primary beneficiary. Control generally equates to ownership percentage, whereby (1) affiliates that are more than 50% owned are consolidated; (2) investments in affiliates of 50% or less but greater than 20% are generally accounted for using the equity method where we have determined that we have significant influence over the entities; and (3) investments in affiliates of 20% or less are generally accounted for using the cost method.

We consolidate a VIE when we have both the power to direct the activities that most significantly impact the results of the VIE and the right to receive benefits or the obligation to absorb losses of the entity that could be potentially significant to the VIE. For VIEs that are under common control with affiliates, in lieu of an assessment of the power to direct the activities that most significantly impact the results of the VIE, we may be required to assess a number of other factors to determine the consolidating entity, including the following: (i) the closeness of the association that the VIE has with the businesses of the affiliated entities, (ii) the entity from which the VIE obtained its assets; (iii) the nature of ongoing management and other agreements; and (iv) the obligation to absorb losses and the right to receive residual returns that could potentially be significant to the VIE. Along with the VIEs that are consolidated in accordance with the above guidelines, we also hold variable interests in other VIEs that are not consolidated because we are not the primary beneficiary. We continually monitor both consolidated and unconsolidated VIEs to determine if any events

CAESARS ENTERTAINMENT CORPORATION
NOTES TO CONSOLIDATED FINANCIAL STATEMENTS (CONTINUED)

have occurred that could cause the primary beneficiary to change. A change in determination could have a material impact on our financial statements.

Despite a majority financial interest, we may only possess non-substantive voting rights that do not confer upon us the ability to control key activities of the entity, such as determining operating budgets, payment of obligations, management of assets, and/or other activities necessary for the ordinary course of business. We continually monitor both consolidated and unconsolidated VIEs to determine if any events have occurred that could cause the primary beneficiary to change.

Consolidation of CGP

Because the equity holders in CGP receive returns disproportionate to their voting interests and substantially all the activities of CGP are related to Caesars, CGP has been determined to be a VIE. CAC is the sole voting member of CGP. Common control exists between CAC and Caesars through the majority beneficial ownership of both by Hamlet Holdings (as defined in Note 18). The assets held by CGP originally came from Caesars and continue to be intrinsically closely associated with Caesars through the nature of the business, as well as ongoing service and management agreements. Additionally, Caesars is expected to receive the majority of the benefits or absorb the majority of the losses from its higher economic participation in CGP. We have determined that Caesars is the primary beneficiary of CGP as a result of the close association with Caesars and other factors such as the fact that all of the assets and businesses owned by CGP were acquired from Caesars, and therefore, we are required to consolidate them. Neither CAC nor CGP guarantees any of CEC's debt, and the creditors or beneficial holders of CGP have no recourse to the general credit of CEC.

We account for the noncontrolling interest in CGP using the hypothetical liquidation at book value ("HLBV") method to attribute the earnings and losses of CGP between the controlling and noncontrolling interest. Under this method, the noncontrolling interest in the CGP entity is based upon the noncontrolling interest holders' contractual claims on CGP's accounting balance sheet pursuant to the mandatory liquidation provisions of the operating agreement, adjusted for certain common control tax distributions and the Notes Distribution described in Note 11. Caesars' resulting net income from the controlling interest is the residual net income from the consolidation of the VIE less the HLBV calculated net income attributable to the noncontrolling interest holder. Due to certain mandatory liquidation provisions of the operating agreement, this could result in a net loss to Caesars consolidated results in periods in which CGP reports net income.

Subject to the terms and conditions described in the certificate of incorporation of CAC and the operating agreement of CGP, after October 21, 2016, Caesars Entertainment has the right to acquire all or a portion of the voting units of CGP (or, at the election of CAC, shares of CAC's Class A common stock) not otherwise owned by Caesars Entertainment at such time. The purchase consideration may be, at Caesars Entertainment's option, cash or shares of Caesars Entertainment's common stock valued at market value, net of customary market discount and expenses, provided that the cash portion will not exceed 50% of the total consideration in any exercise of the call right. The purchase price will be the greater of (i) the fair market value of the voting units of CGP (or shares of CAC's Class A common stock) at such time based on an independent appraisal or (ii) the initial capital contribution in respect of such units plus a 10.5% per annum return on such capital contribution, subject to a maximum return on such capital contribution of 25% per annum, taking into account prior distributions with respect to such units.

CGP generated net revenues of \$1.7 billion, \$1.6 billion and \$1.3 billion for the years ended December 31, 2016, 2015 and 2014, respectively. Net income attributable to Caesars related to CGP was \$3.1 billion for the year ended December 31, 2016, which was primarily related to sale of the SMG Business (see Note 17). Net loss attributable to Caesars related to CGP was \$18 million and \$405 million for the years ended December 31, 2015 and 2014, respectively.

CGP was obligated to issue non-voting membership units to CEC in 2016 to the extent that the earnings from CIE's social and mobile games business exceeded a specified threshold amount as of December 31, 2015. In April 2016, CGP issued 32 million Class B non-voting units to CEC, resulting in CEC's economic ownership in CGP increasing from 57.4% to 61.2%. However, there was no effect on our financial statements from this transaction. CEC's economic ownership of CGP is 61.0% as of December 31, 2016.

Our consolidated restricted cash includes amounts held by CGP of \$3.0 billion and \$12 million as of December 31, 2016 and 2015, respectively. As of December 31, 2016, the majority of the balance is restricted under the terms of the CIE Proceeds Agreement, which requires a portion of the CIE Proceeds be deposited into the CIE escrow account (the "CIE Escrow Account"). Up to \$235 million may be distributed from the CIE Escrow Account only: (i) pursuant to the terms of the term sheet included in the CIE Proceeds Agreement and the agreement entered into among Wilmington Trust, National Association, CIE and CEOC, governing

CAESARS ENTERTAINMENT CORPORATION
NOTES TO CONSOLIDATED FINANCIAL STATEMENTS (CONTINUED)

the CIE Escrow Account, (ii) with the joint written consent of CIE and CEOC, or (iii) pursuant to an order of a court of competent jurisdiction.

CGP consolidates into its financial statements the accounts of any variable interest entity for which it is determined to be the primary beneficiary. Caesars Baltimore Investment Company, LLC ("CBIC") is wholly-owned and consolidated by CGP. CBIC indirectly holds interests in the CBAC Borrower, LLC ("CBAC"), owner of the Horseshoe Baltimore Casino, through its ownership interest in CR Baltimore Holdings ("CRBH"), a variable interest entity. The counterparty that owns the minority interest in CRBH is restricted from transferring its interest in CRBH without prior consent from CBIC. As a result, CBIC has been determined to be the primary beneficiary of CRBH, and therefore, consolidates CRBH into its financial statements. Under the existing terms of the agreement, the transfer restrictions will expire in the third quarter of 2017, at which time CBIC would no longer be considered the primary beneficiary and would deconsolidate CRBH. CRBH would then be accounted for as an equity method investment from that point forward.

In addition to CGP, we also hold immaterial variable interests in other VIEs that are not consolidated because we are not the primary beneficiary. We continually monitor both consolidated and non-consolidated VIEs to determine if any events have occurred that could cause the primary beneficiary to change.

Distribution of CEOC Notes

In August 2014, CGP effectuated a distribution of 100% of its remaining investment in certain CEOC notes as a dividend to its members, CEC and CAC, pro rata based upon each member's ownership percentage in CGP (the "Notes Distribution"). In connection with the Notes Distribution, CEC received \$187 million in aggregate principal amount of CEOC's 6.50% senior notes and \$206 million in aggregate principal amount of CEOC's 5.75% senior notes, and CAC received \$138 million in aggregate principal amount of CEOC's 6.50% senior notes and \$151 million in aggregate principal amount of CEOC's 5.75% senior notes.

Because CGP is a consolidated VIE, the CEOC notes held by CGP prior to the Notes Distribution were eliminated in consolidation. The CEOC notes received by CEC were subsequently contributed to CEOC for cancellation, which resulted in no impact on the consolidated financial statements of CEC. In addition, the Notes Distribution resulted in a \$160 million decrease in noncontrolling interest, which represented CGP's reported fair value of the CEOC notes at the time of the Notes Distribution.

Consolidation of CES

A steering committee acts in the role of a board of managers for CES with each Member entitled to appoint one representative to the steering committee. Each Member, through its representative, is entitled to a single vote on the steering committee; accordingly, the voting power of the Members does not equate to their ownership percentages. Therefore, when CES was formed, we determined that it was a VIE, and we concluded that CERP was required to consolidate it.

Effective January 1, 2016, we implemented the Financial Accounting Standard Board's (the "FASB") Accounting Standard Update ("ASU") No. 2015-02, which amended Topic 810, *Consolidations*. Applying the amended guidance had no effect on our consolidated financial statements.

Under the guidance in effect prior to ASU No. 2015-02, CERP was determined to be the primary beneficiary of CES, and we consolidated CES through our consolidation of CERP. Under the amended guidance, in determining whether an entity is the primary beneficiary of a VIE, the entity must evaluate whether it has the power to direct the activities of the VIE that most significantly impact the VIE's economic performance through both its direct economic interests in the VIE and its indirect economic interests in the VIE held through related parties. Under the new criteria, when a decision maker exists that holds both power and benefits through its related parties and neither related party holds such power and benefits on their own, the decision maker is determined to be the primary beneficiary. Therefore, we concluded that CEC is the primary beneficiary because our combined economic interest in CES, through our subsidiaries, represents a controlling financial interest.

Expenses incurred by CES are allocated to the casino properties directly or to the Members according to their allocation percentages, subject to annual review. Therefore, CES is a "pass-through" entity that serves as an agent on behalf of the Members at a cost-basis, and is contractually required to fully allocate its costs. CES is designed to have no operating cash flows of its own, and any net income or loss is generally immaterial and is typically subject to allocation to the Members in the subsequent period.

CAESARS ENTERTAINMENT CORPORATION

NOTES TO CONSOLIDATED FINANCIAL STATEMENTS (CONTINUED)

Consolidation Considerations for CEOC

CEOC's filing for reorganization was a reconsideration event for Caesars Entertainment to reevaluate whether consolidation of CEOC continued to be appropriate. We concluded that CEOC is a VIE and that we are not the primary beneficiary of CEOC; therefore, we no longer consolidate CEOC, but account for our investment in CEOC as a cost method investment subsequent to the deconsolidation. CEOC's ownership interest in CES was \$33 million and \$23 million as of December 31, 2016 and December 31, 2015, respectively, and is accounted for as noncontrolling interest.

Transactions with CEOC are treated as related party transactions for Caesars Entertainment. These transactions include items such as casino management fees paid to CEOC, insurance expenses related to insurance coverage provided to CEOC by Caesars Entertainment, and rent payments by CEOC to CERP under the Octavius Tower lease agreement. See Note 18 for additional information on related party transactions and on the carrying amounts and classification of assets and liabilities that relate to our variable interest in CEOC.

During the year ended December 31, 2015, Caesars Entertainment recognized a \$7.1 billion gain associated with the deconsolidation of CEOC and recorded a cost method investment in CEOC of zero due to the negative equity associated with CEOC's underlying financial position. For the 2015 period prior to the deconsolidation, CEOC segment net revenues totaled \$158 million, net loss attributable to Caesars totaled \$76 million, and negative cash flow from operating activities totaled \$220 million.

Note 3 — Litigation

Litigation

Noteholder Disputes

On August 4, 2014, Wilmington Savings Fund Society, FSB, solely in its capacity as successor Indenture Trustee for the 10.00% Second-Priority Senior Secured Notes due 2018 (the "10.00% Second-Priority Notes"), on behalf of itself and, it alleges, derivatively on behalf of CEOC, filed a lawsuit (the "Delaware Second Lien Lawsuit") in the Court of Chancery in the State of Delaware against CEC and CEOC, CGP, CAC, CERP, CES, Eric Hession, Gary Loveman, Jeffrey D. Benjamin, David Bonderman, Kelvin L. Davis, Marc C. Rowan, David B. Sambur, and Eric Press. The lawsuit alleges claims for breach of contract, intentional and constructive fraudulent transfer, breach of fiduciary duty, aiding and abetting breach of fiduciary duty, and corporate waste. The lawsuit seeks (1) an award of money damages; (2) to void certain transfers, the earliest of which dates back to 2010; (3) an injunction directing the recipients of the assets in these transactions to return them to CEOC; (4) a declaration that CEC remains liable under the parent guarantee formerly applicable to the 10.00% Second-Priority Notes; (5) to impose a constructive trust or equitable lien on the transferred assets; and (6) an award to plaintiffs for their attorneys' fees and costs. CEC believes this lawsuit is without merit and is defending itself vigorously. A motion to dismiss this action was filed by CEC and other defendants in September 2014, and the motion was argued in December 2014. During the pendency of its Chapter 11 bankruptcy proceedings, the action has been automatically stayed with respect to CEOC. The motion to dismiss with respect to CEC was denied on March 18, 2015. In a Verified Supplemental Complaint filed on August 3, 2015, the plaintiff stated that due to CEOC's bankruptcy filing, the continuation of all claims was stayed pursuant to the bankruptcy except for Claims II, III, and X. These are claims against CEC only, for breach of contract in respect of the release of the parent guarantee formerly applicable to the CEOC 10.00% Second-Priority Notes, for declaratory relief in respect of the release of this guarantee, and for violations of the Trust Indenture Act in respect of the release of this guarantee. Fact discovery in the case is complete, and cross-motions for summary judgment have been filed by the parties. On January 26, 2017, the Bankruptcy Court entered an agreed order staying this proceeding (and others). The stay will remain in effect until the earlier of (a) the Effective Date, (b) the termination of the restructuring support agreement with the Official Committee of Second Priority Noteholders or (c) further order of the Bankruptcy Court.

On September 3, 2014, holders of approximately \$21 million of CEOC 6.50% Senior Unsecured Notes due 2016 and 5.75% Senior Unsecured Notes due 2017 (collectively, the "Senior Unsecured Notes") filed suit in federal district court in Manhattan against CEC and CEOC, claiming broadly that an August 12, 2014 Note Purchase and Support Agreement between CEC and CEOC (on the one hand) and certain other holders of the Senior Unsecured Notes (on the other hand) impaired their own rights under the Trust Indenture Act of 1939 and the indentures governing the Senior Unsecured Notes. The lawsuit seeks both declaratory and monetary relief. On October 2, 2014, a holder of CEOC's 6.50% Senior Unsecured Notes due 2016 purporting to represent a class of all persons who held these Notes from August 11, 2014 to the present filed a substantially similar suit in the same court, against the same defendants, relating to the same transactions. Both lawsuits (the "Senior Unsecured Lawsuits") were assigned to the same judge. The claims against CEOC have been automatically stayed during its Chapter 11 bankruptcy proceedings. The court denied

CAESARS ENTERTAINMENT CORPORATION
NOTES TO CONSOLIDATED FINANCIAL STATEMENTS (CONTINUED)

a motion to dismiss both lawsuits with respect to CEC. The parties have completed fact discovery with respect to both plaintiffs' claims against CEC. On October 23, 2015, plaintiffs in the Senior Unsecured Lawsuits moved for partial summary judgment, and on December 29, 2015, those motions were denied. On December 4, 2015, plaintiff in the action brought on behalf of holders of CEOC's 6.50% Senior Unsecured Notes moved for class certification and briefing has been completed. The judge presiding over these cases thereafter retired, and a new judge was appointed to preside over these lawsuits. That judge set a new summary judgment briefing schedule, and the parties filed cross-motions for summary judgment, which remain pending. On January 26, 2017, the Bankruptcy Court entered an agreed order staying this proceeding (and others). The stay will remain in effect until the earlier of (a) the Effective Date, (b) the termination of the restructuring support agreement with the Official Committee of Second Priority Noteholders or (c) further order of the Bankruptcy Court.

On November 25, 2014, UMB Bank ("UMB"), as successor indenture trustee for CEOC's 8.50% Senior Secured Notes due 2020 (the "8.50% Senior Secured Notes"), filed a verified complaint (the "Delaware First Lien Lawsuit") in Delaware Chancery Court against CEC, CEOC, CERP, CAC, CGP, CES, and against individual past and present Board members Loveman, Benjamin, Bonderman, Davis, Press, Rowan, Sambur, Hession, Colvin, Kleisner, Swann, Williams, Housenbold, Cohen, Stauber, and Winograd, alleging generally that defendants improperly stripped CEOC of certain assets, wrongfully effected a release of CEC's parent guarantee of the 8.50% Senior Secured Notes and committed other wrongs. Among other things, UMB asked the court to appoint a receiver over CEOC. In addition, the suit pleads claims for fraudulent conveyances/transfers, insider preferences, illegal dividends, declaratory judgment (for breach of contract as regards to the parent guarantee and also as to certain covenants in the bond indenture), tortious interference with contract, breach of fiduciary duty, usurpation of corporate opportunities, and unjust enrichment, and seeks monetary, equitable and declaratory relief. The lawsuit has been automatically stayed with respect to CEOC during its Chapter 11 bankruptcy process. Pursuant to the First Lien Bond RSA, the lawsuit also has been stayed in its entirety, with the consent of all of the parties to it.

On February 13, 2015, Caesars Entertainment received a Demand For Payment of Guaranteed Obligations (the "February 13 Notice") from Wilmington Savings Fund Society, FSB, in its capacity as successor Trustee for CEOC's 10.00% Second-Priority Notes. The February 13 Notice alleges that CEOC's commencement of its voluntary Chapter 11 bankruptcy case constituted an event of default under the indenture governing the 10.00% Second-Priority Notes; that all amounts due and owing on the 10.00% Second-Priority Notes therefore immediately became payable; and that Caesars Entertainment is responsible for paying CEOC's obligations on the 10.00% Second-Priority Notes, including CEOC's obligation to timely pay all principal, interest, and any premium due on these notes, as a result of a parent guarantee provision contained in the indenture governing the notes that the February 13 Notice alleges is still binding. The February 13 Notice accordingly demands that Caesars Entertainment immediately pay Wilmington Savings Fund Society, FSB, cash in an amount of not less than \$3.7 billion, plus accrued and unpaid interest (including without limitation the \$184 million interest payment due December 15, 2014 that CEOC elected not to pay) and accrued and unpaid attorneys' fees and other expenses. The February 13 Notice also alleges that the interest, fees and expenses continue to accrue.

On February 18, 2015, Caesars Entertainment received a Demand For Payment of Guaranteed Obligations (the "February 18 Notice") from BOKF, N.A. ("BOKF"), in its capacity as successor Trustee for CEOC's 12.75% Second-Priority Senior Secured Notes due 2018 (the "12.75% Second-Priority Notes"). The February 18 Notice alleges that CEOC's commencement of its voluntary Chapter 11 bankruptcy case constituted an event of default under the indenture governing the 12.75% Second-Priority Notes; that all amounts due and owing on the 12.75% Second-Priority Notes therefore immediately became payable; and that CEC is responsible for paying CEOC's obligations on the 12.75% Second-Priority Notes, including CEOC's obligation to timely pay all principal, interest and any premium due on these notes, as a result of a parent guarantee provision contained in the indenture governing the notes that the February 18 Notice alleges is still binding. The February 18 Notice therefore demands that CEC immediately pay BOKF cash in an amount of not less than \$750 million, plus accrued and unpaid interest, accrued and unpaid attorneys' fees, and other expenses. The February 18 Notice also alleges that the interest, fees and expenses continue to accrue.

In accordance with the terms of the applicable indentures, CEC is not subject to the above-described guarantees. As a result, we believe the demands for payment are meritless.

On March 3, 2015, BOKF filed a lawsuit (the "New York Second Lien Lawsuit") against CEC in federal district court in Manhattan, in its capacity as successor trustee for CEOC's 12.75% Second-Priority Notes. On June 15, 2015, UMB filed a lawsuit (the "New York First Lien Lawsuit") against CEC, also in federal district court in Manhattan, in its capacity as successor trustee for CEOC's 11.25% Senior Secured Notes due 2017, 8.50% Senior Secured Notes due 2020, and 9.00% Senior Secured Notes due 2020. Plaintiffs in these actions allege that CEOC's filing of its voluntary Chapter 11 bankruptcy case constitutes an event of default.

CAESARS ENTERTAINMENT CORPORATION
NOTES TO CONSOLIDATED FINANCIAL STATEMENTS (CONTINUED)

under the indentures governing these notes, causing all principal and interest to become immediately due and payable, and that CEC is obligated to make those payments pursuant to parent guarantee provisions in the indentures governing these notes that plaintiffs allege are still binding. Both plaintiffs bring claims for violation of the Trust Indenture Act of 1939, breach of contract, breach of duty of good faith and fair dealing and for declaratory relief and BOKF brings an additional claim for intentional interference with contractual relations. The cases were both assigned to the same judge presiding over the other Parent Guarantee Lawsuits (as defined below) that are taking place in Manhattan. CEC filed its answer to the BOKF complaint on March 25, 2015, and to the UMB complaint on August 10, 2015. On June 25, 2015, and June 26, 2015, BOKF and UMB, respectively, moved for partial summary judgment, specifically on their claims alleging a violation of the Trust Indenture Act of 1939, seeking both declaratory relief and damages. On August 27, 2015, those motions were denied. The court, on its own motion, certified its order with respect to the interpretation of the Trust Indenture Act for interlocutory appeal to the United States Court of Appeals for the Second Circuit, and on December 22, 2015, the appellate court denied our motion for leave to appeal. On November 20, 2015, BOKF and UMB again moved for partial summary judgment. These motions likewise were denied. The judge presiding over these cases thereafter retired, and a new judge was appointed to preside over these lawsuits. That judge set a new summary judgment briefing schedule, and the parties submitted cross-motions for summary judgment, which remain pending. On January 26, 2017, the Bankruptcy Court entered an agreed order staying this proceeding (and others). The stay will remain in effect until the earlier of (a) the Effective Date, (b) the termination of the restructuring support agreement with the Official Committee of Second Priority Noteholders or (c) further order of the Bankruptcy Court.

On October 20, 2015, Wilmington Trust, National Association (“Wilmington Trust”), filed a lawsuit (the “New York Senior Notes Lawsuit” and, together with the Delaware Second Lien Lawsuit, the Delaware First Lien Lawsuit, the Senior Unsecured Lawsuits, the New York Second Lien Lawsuit, and the New York First Lien Lawsuit, the “Parent Guarantee Lawsuits”) against CEC in federal district court in Manhattan in its capacity as successor indenture trustee for CEOC’s 10.75% Senior Notes due 2016 (the “10.75% Senior Notes”). Plaintiff alleges that CEC is obligated to make payment of amounts due on the 10.75% Senior Notes pursuant to a parent guarantee provision in the indenture governing those notes that plaintiff alleges is still in effect. Plaintiff raises claims for violations of the Trust Indenture Act of 1939, breach of contract, breach of the implied duty of good faith and fair dealing, and for declaratory judgment, and seeks monetary and declaratory relief. CEC filed its answer to the complaint on November 23, 2015. As with the other parent guaranty lawsuits taking place in Manhattan, the judge presiding over these cases thereafter retired, and a new judge was appointed to preside over these lawsuits. That judge set a new summary judgment briefing schedule, and the parties submitted cross-motions for summary judgment, which remain pending. On January 26, 2017, the Bankruptcy Court entered an agreed order staying this proceeding (and others). The stay will remain in effect until the earlier of (a) the Effective Date, (b) the termination of the restructuring support agreement with the Official Committee of Second Priority Noteholders or (c) further order of the Bankruptcy Court.

We believe that the claims and demands described above against CEC are without merit and we intend to defend the Company vigorously. The claims against CEOC have been stayed due to the Chapter 11 process and, as described above, the actions against CEC have now also been stayed. See additional disclosure relating to CEOC’s Chapter 11 filing in Note 1. In the event that the litigation stays are ever lifted, we believe that the Noteholder Disputes and the Parent Guarantee Lawsuits present a reasonably possible likelihood of an adverse outcome. Should these matters ultimately be resolved through litigation outside of the financial restructuring of CEOC (the “Financial Restructuring”), and should a court find in favor of the claimants in some or all of the Noteholder Disputes, such determination would likely lead to a CEC reorganization under Chapter 11 of the Bankruptcy Code (see Note 1). We are not able to estimate a range of reasonably possible losses should any of the Noteholder Disputes ultimately be resolved against us, although they could potentially exceed \$11 billion.

CAESARS ENTERTAINMENT CORPORATION
NOTES TO CONSOLIDATED FINANCIAL STATEMENTS (CONTINUED)

CEC-CAC Merger Litigation

On December 30, 2014, Nicholas Koskie, on behalf of himself and, he alleges, all others similarly situated, filed a lawsuit (the “Merger Lawsuit”) in the Clark County District Court in the State of Nevada (the “Court”) against CAC, CEC and members of the CAC board of directors Marc Beilinson, Philip Erlanger, Dhiren Fonseca, Don Kornstein, Karl Peterson, Marc Rowan, and David Sambur (the individual defendants collectively, the “CAC Directors”). The Merger Lawsuit alleges claims for breach of fiduciary duty against the CAC Directors and aiding and abetting breach of fiduciary duty against CAC and CEC. It seeks (1) an order directing the CAC Directors to fulfill alleged fiduciary duties to CAC in connection with the proposed merger between CAC and CEC announced on December 22, 2014, specifically by announcing their intention to (a) cooperate with bona fide interested parties proposing alternative transactions, (b) ensure that no conflicts exist between the CAC Directors’ personal interests and their fiduciary duties to maximize shareholder value in the Merger, or resolve all such conflicts in favor of the latter, and (c) act independently to protect the interests of the shareholders; (2) an order directing the CAC Directors to account for all damages suffered or to be suffered by plaintiff and the putative class as a result of the Merger; and (3) an award to plaintiff for his costs and attorneys’ fees. On October 13, 2016, the Court dismissed the case for lack of prosecution. Pursuant to local rule, the case could have been reinstated at the plaintiff’s written request, provided such request was filed within 30 days of the date of service of written notice of the dismissal. The 30-day time period has now expired.

Employee Benefit Obligations

In December 1998, Hilton Hotels Corporation (“Hilton”) spun-off its gaming operations as Park Place Entertainment Corporation (“Park Place”). In connection with the spin-off, Hilton and Park Place entered into various agreements, including an Employee Benefits and Other Employment Allocation Agreement dated December 31, 1998 (the “Allocation Agreement”) whereby Park Place assumed or retained, as applicable, certain liabilities and excess assets, if any, related to the Hilton Hotels Retirement Plan (the “Hilton Plan”) based on the benefits of Hilton employees and Park Place employees. CEOC is the ultimate successor to Park Place under this Allocation Agreement. In 2013, a lawsuit was settled relating to the Hilton Plan, which retroactively and prospectively increased total benefits to be paid under the Hilton Plan. In 2009, we received a letter from Hilton, notifying us of a lawsuit related to the Hilton Plan that alleged that CEC had a potential liability for the additional claims under the terms of the Allocation Agreement.

On December 24, 2014, Hilton, the Plan Administrator of the Hilton Plan, and a representative of the Plan Administrator (the “Hilton Parties”) sued CEC and CEOC in federal court in Virginia primarily under the Employee Retirement Income Security Act (“ERISA”), and also under state contract and unjust enrichment law theories, for monetary and equitable relief in connection with this ongoing dispute. On April 14, 2015, the federal court dismissed the Hilton Parties’ unjust enrichment claim with prejudice and ordered that the remainder of the case be transferred to the Bankruptcy Court based upon its relationship to the CEOC bankruptcy case.

On June 9, 2016, CEC, CEOC and the Hilton Parties entered into a settlement of the Hilton Parties’ claims (the “Settlement Agreement”). Under the settlement, Hilton will receive a general unsecured claim in CEOC’s bankruptcy case for an amount equal to \$51 million plus 31.75% of amounts paid by Hilton to the Hilton Plan due after July 16, 2016. For periods following the effective date of CEOC’s plan of reorganization, CEC shall assume certain of CEOC’s obligations under the Allocation Agreement. In exchange, Hilton shall turn over to CEC the distributions on account of \$24.5 million of Hilton’s claim in the CEOC bankruptcy. On June 21, 2016, the parties sought approval of the Settlement Agreement. The CEOC Bankruptcy Court approved the Settlement Agreement on July 19, 2016. The settlement amount is fully accrued in liabilities subject to compromise at CEOC, and the Settlement Agreement is subject to the effectiveness of CEOC’s plan of reorganization.

National Retirement Fund

In January 2015, a majority of the Trustees of the National Retirement Fund (“NRF”), a multi-employer defined benefit pension plan, voted to expel the five indirect subsidiaries of CEC which were required to make contributions to the legacy plan of the NRF (the “Five Employers”). The NRF contended that the financial condition of the Five Employers’ controlled group (the “CEC Controlled Group”) and CEOC’s then-potential bankruptcy presented an “actuarial risk” to the plan because, depending on the outcome of any CEOC bankruptcy proceedings, CEC might no longer be liable to the plan for any partial or complete withdrawal liability. As a result, the NRF claimed that the expulsion of the Five Employers constituted a complete withdrawal of the CEC Controlled Group from the plan. CEOC, in its bankruptcy proceedings, has to date not rejected the contribution obligations to the NRF of any of its subsidiary employers. The NRF has advised the CEC Controlled Group (which includes CERP) that the expulsion

CAESARS ENTERTAINMENT CORPORATION
NOTES TO CONSOLIDATED FINANCIAL STATEMENTS (CONTINUED)

of the Five Employers has triggered a joint and several withdrawal liability with a present value of approximately \$360 million, payable in 80 quarterly payments of about \$6 million.

Prior to the NRF's vote to expel the Five Employers, the Five Employers reiterated their commitments to remain in the plan and not seek rejection of any collective bargaining agreement in which the obligation to contribute to NRF exists. The Five Employers were current with respect to pension contributions at the time of their expulsion, and are current with respect to pension contributions as of today pursuant to the Standstill Agreement referred to below.

We have opposed the various NRF expulsion actions.

On January 8, 2015, prior to the NRF's vote to expel the Five Employers, CEC filed an action in the United States District Court for the Southern District of New York (the "S.D.N.Y.") against the NRF and its Board of Trustees, seeking a declaratory judgment that they did not have the authority to expel the Five Employers and thus allegedly trigger withdrawal liability for the CEC Controlled Group (the "CEC Action"). On December 25, 2015, the District Judge entered an order dismissing the CEC Action on the ground that CEC's claims in this action must first be arbitrated under ERISA. CEC has appealed this decision to the United States Court of Appeals for the Second Circuit. Oral argument on this appeal was heard on January 30, 2017, and the Second Circuit has reserved decision on this appeal.

On March 6 and March 27, 2015, CEOC and certain of its subsidiaries filed in the CEOC bankruptcy proceedings two motions to void (a) the purported expulsion of the Five Employers and based thereon the alleged triggering of withdrawal liability for the non-debtor members of the CEC Controlled Group, and (b) a notice and payment demand for quarterly payments of withdrawal liability subsequently made by the NRF to certain non-debtor members of the CEC Controlled Group, respectively, on the ground that each of these actions violated the automatic stay (the "362 Motions"). On November 12, 2015, Bankruptcy Judge Goldgar issued a decision denying the 362 Motions on the ground that the NRF's actions were directed at non-debtors and therefore did not violate the automatic stay. CEOC has appealed this decision to the federal district court in Chicago.

On March 6, 2015, CEOC commenced an adversary proceeding against the NRF and its Board of Trustees in the Bankruptcy Court (the "Adversary Proceeding"). On March 11, 2015, CEOC filed a motion in that Adversary Proceeding to extend the automatic stay in the CEOC bankruptcy proceedings to apply to the NRF's expulsion of the Five Employers (the "105 Motion"). Judge Goldgar has not yet decided the 105 Motion.

On March 20, 2015, CEC, CEOC and CERP, on behalf of themselves and others, entered into a Standstill Agreement with the NRF and its Board of Trustees that, among other things, stayed each member of the CEC Controlled Group's purported obligation to commence making quarterly payments of withdrawal liability and instead required the Five Employers to continue making monthly contribution payments to the NRF, unless and until each of the 362 Motions and the 105 Motion had been denied. As the 105 Motion has not yet been decided, the Standstill Agreement remains in effect.

If both the 105 Motion and CEC's appeal of the CEC Action are denied, then CEC could be required to pay to the NRF joint and several withdrawal liability with a present value of approximately \$360 million, payable in 80 quarterly payments of about \$6 million each while CEC simultaneously arbitrates whether the NRF and its Board of Trustees had the authority to expel the Five Employers and trigger withdrawal liability for the CEC Controlled Group.

On March 18, 2015, before the Standstill Agreement was executed, the NRF and its fund manager commenced a collection action in the S.D.N.Y. against CEC, CERP and all non-debtor members of the CEC Controlled Group for the payment of the first quarterly payment of withdrawal liability, which the NRF contended was due on March 15, 2015 (the "NRF Action"). On December 25, 2015, the District Judge entered an Order adopting the Magistrate Judge's recommendation to deny defendants' motion to dismiss over the defendants' objections on the ground that the defendants' arguments must first be arbitrated under ERISA. On February 26, 2016, the NRF and its fund manager filed a motion for summary judgment against CEC and CERP for payment of the first quarterly payment of withdrawal liability and for interest, liquidated damages, attorneys' fees and costs. On November 7, 2016, the District Judge entered an Order adopting the Magistrate Judge's recommendation to grant partial summary judgment to the NRF Action plaintiffs over CEC and CERP's objections on the ground that CEC and CERP's further arguments must also first be arbitrated under ERISA. CEC and CERP filed a Notice of Appeal to protect their rights in response to this Order. Subsequently, the District Judge determined that no final order or judgment was entered, and thus the Notice of Appeal was premature. Accordingly, the parties stipulated to the dismissal of the appeal without prejudice to any party's rights to appeal a final, appealable judgment that may later be entered in the case.

CAESARS ENTERTAINMENT CORPORATION
NOTES TO CONSOLIDATED FINANCIAL STATEMENTS (CONTINUED)

On December 5, 2016, an interlocutory judgment was entered against CEC and CERP comprising the first quarterly payment of withdrawal liability referred to above, interest and liquidated damages under ERISA. On December 19, 2016, a CEC and CERP filed a motion to certify a final judgment under Rule 54(b) of the Federal Rules of Civil Procedure for immediate appeal and to stay the NRF Action plaintiffs' motions to amend and for summary judgment, as described below. On January 11, 2017, the District Court granted the motion to certify a final judgment under Rule 54(b) in the amount of \$9 million, but denied the motion for a stay, and a judgment in that amount was entered the next day. CEC has appealed this decision to the Second Circuit, and has bonded the judgment pending appeal.

On December 23, 2016, the NRF Action plaintiffs filed a motion to amend their complaint to add claims for the second through eighth quarterly payments of withdrawal liability, which the NRF Action plaintiffs contended were past due, as well as for injunctive relief requiring the defendants to pay all further quarterly payments as they purportedly became due. Also on December 23, 2016, the NRF Action plaintiffs simultaneously filed a motion for summary judgment against CEC and CERP for payment of the second through eighth quarterly payments of withdrawal liability, for interest, liquidated damages, attorneys' fees and costs, and for injunctive relief requiring the defendants to pay all further quarterly payments as they purportedly became due. These motions have not yet been fully submitted to the District Court.

We believe our legal arguments against the actions undertaken by NRF are strong and will pursue them vigorously, and will defend vigorously against the claims raised by the NRF in the NRF Action. Since settlement discussions with the NRF are continuing and no material discovery has yet been performed with respect to any of the above actions, we cannot currently provide assurance as to the ultimate outcome of the matters at issue.

Other Matters

In recent years, governmental authorities have been increasingly focused on anti-money laundering ("AML") policies and procedures, with a particular focus on the gaming industry. In October 2013, CEOC's subsidiary, Desert Palace, Inc. (the owner of and referred to herein as Caesars Palace), received a letter from the Financial Crimes Enforcement Network of the United States Department of the Treasury ("FinCEN"), stating that FinCEN was investigating Caesars Palace for alleged violations of the Bank Secrecy Act to determine whether it is appropriate to assess a civil penalty and/or take additional enforcement action against Caesars Palace. Caesars Palace responded to FinCEN's letter in January 2014. Additionally, we were informed in October 2013 that a federal grand jury investigation regarding anti-money laundering practices of the Company and its subsidiaries had been initiated. CEC and Caesars Palace have been cooperating with FinCEN, the Department of Justice and the Nevada Gaming Control Board (the "GCB") on this matter. On September 8, 2015, FinCEN announced a settlement pursuant to which Caesars Palace agreed to an \$8 million civil penalty for its violations of the Bank Secrecy Act, which penalty shall be treated as a general unsecured claim in Caesars Palace's bankruptcy proceedings. In addition, Caesars Palace agreed to conduct periodic external audits and independent testing of its AML compliance program, report to FinCEN on mandated improvements, adopt a rigorous training regime, and engage in a "look-back" for suspicious transactions. The terms of the FinCEN settlement were approved by the Bankruptcy Court on October 19, 2015.

CEOC and the GCB reached a settlement on the same facts as above, wherein CEC agreed to pay \$1.5 million and provide to the GCB the same information that is reported to FinCEN and to resubmit its updated AML policies. On September 17, 2015, the settlement agreement was approved by the Nevada Gaming Commission. CEOC continues to cooperate with the Department of Justice in its investigation of this matter.

Caesars is party to other ordinary and routine litigation incidental to our business. We do not expect the outcome of any such litigation to have a material effect on our consolidated financial position, results of operations, or cash flows, as we do not believe it is reasonably possible that we will incur material losses as a result of such litigation.

CAESARS ENTERTAINMENT CORPORATION
NOTES TO CONSOLIDATED FINANCIAL STATEMENTS (CONTINUED)

Note 4 — Summary of Significant Accounting Policies

Additional accounting policy disclosures are provided within the applicable notes to the consolidated financial statements.

Cash, Cash Equivalents, and Restricted Cash

Cash equivalents are highly liquid investments with original maturities of three months or less from the date of purchase and are stated at the lower of cost or market value. Our cash and cash equivalents as of December 31, 2016 and 2015, includes \$1.2 billion and \$948 million, respectively, held by our consolidated VIEs, which is not available for our use to fund operations or satisfy our obligations.

As of December 31, 2016 and 2015, we had \$3.1 billion and \$167 million of restricted cash, respectively, comprised of current and non-current portions. As described in Note 2, the majority of the restricted cash as of December 31, 2016, related to sale of the SMG Business (see Note 17) and is restricted under the terms of the CIE Proceeds Agreement. Restricted cash also includes cash reserved under loan agreements for (a) development projects and (b) certain expenditures incurred in the normal course of business, such as interest services, real estate taxes, casualty insurance, and capital improvements; and certain other cash deposits that are designated by management for specific purpose.

In November 2016, FASB issued ASU No. 2016-18, *Statement of Cash Flows: Restricted Cash*, requiring that a statement of cash flows explain the change during the period in the total of cash, cash equivalents, and amounts generally described as restricted cash and cash equivalents. The amendments in this update are effective for public business entities for fiscal years beginning after December 15, 2017, and interim periods within those fiscal years. Early adoption is permitted, including adoption in an interim period. We adopted ASU No. 2016-18 for the year ended December 31, 2016, and retrospectively applied the amendments as required.

Prior to the adopting ASU No. 2016-18, our consolidated statements of cash flows reported changes in restricted cash as investing activities and excluded restricted cash from the beginning and ending balances of cash and cash equivalents. The effect on prior periods of adopting the new guidance includes: (i) increases in cash, cash equivalents, and restricted cash balances as of December 31, 2015, 2014, and 2013 to \$1.4 billion, \$2.9 billion, and \$3.1 billion, respectively; and (ii) increases of \$6 million and \$240 million in cash flows used in investing activities for the years ended December 31, 2015 and 2014, respectively.

The following table provides a reconciliation of cash, cash equivalents, and restricted cash reported on the balance sheets that sum to amounts reported on the consolidated statements of cash flows.

| <i>(In millions)</i> | December 31, 2016 | December 31, 2015 |
|---|-------------------|-------------------|
| Cash and cash equivalents | \$ 1,513 | \$ 1,227 |
| Restricted cash, current portion | 3,113 | 58 |
| Restricted cash, non-current portion | 5 | 109 |
| Total cash, cash equivalents, and restricted cash | <u>\$ 4,631</u> | <u>\$ 1,394</u> |

Receivables

We issue credit to approved casino customers following investigations of creditworthiness. Business or economic conditions or other significant events could affect the collectibility of these receivables. Accounts receivable are typically non-interest bearing and are initially recorded at cost.

Marker play represents a significant portion of our overall table games volume. We maintain strict controls over the issuance of markers and aggressively pursue collection from those customers who fail to pay their marker balances timely. These collection efforts include the mailing of statements and delinquency notices, personal contacts, the use of outside collection agencies and civil litigation. Markers are generally legally enforceable instruments in the United States. Markers are not legally enforceable instruments in some foreign countries, but the United States' assets of foreign customers may be reached to satisfy judgments entered in the United States. We consider the likelihood and difficulty of enforceability, among other factors, when we issue credit to customers who are not residents of the United States.

Due from affiliates represents the net receivable for each counterparty relating to shared services performed on their behalf.

CAESARS ENTERTAINMENT CORPORATION
NOTES TO CONSOLIDATED FINANCIAL STATEMENTS (CONTINUED)

Accounts are written off when management deems the account to be uncollectible. Recoveries of accounts previously written off are recorded when received. We reserve an estimated amount for gaming receivables that may not be collected to reduce the Company's receivables to their net carrying amount. Methodologies for estimating the allowance for doubtful accounts range from specific reserves to various percentages applied to aged receivables. Historical collection rates are considered, as are customer relationships, in determining specific reserves. As with many estimates, management must make judgments about potential actions by third parties in establishing and evaluating our reserves for allowance for doubtful accounts. Receivables are reported net of the allowance for doubtful accounts.

Allowance for Doubtful Accounts

| <i>(In millions)</i> | 2016 | 2015 | 2014 |
|---------------------------------|--------------|--------------|---------------|
| Balance as of January 1 | \$ 48 | \$ 196 | \$ 162 |
| Provision for doubtful accounts | 11 | 11 | 50 |
| Write-offs less recoveries | (18) | 3 | (16) |
| CEOC deconsolidation | — | (162) | — |
| Balance as of December 31 | <u>\$ 41</u> | <u>\$ 48</u> | <u>\$ 196</u> |

Revenue Recognition

Property Revenues

Casino revenues are measured by the aggregate net difference between gaming wins and losses. Funds deposited by customers in advance and chips in the customers' possession are recognized as a liability before gaming play occurs. Food and beverage, rooms, and other operating revenues are recognized when services are performed. Advance deposits on rooms and advance ticket sales are recorded as a deposit liability until services are provided to the customer. Sales taxes and other taxes collected from customers on behalf of governmental authorities are accounted for on a net basis and are not included in net revenues or operating expenses.

The retail value of accommodations, food and beverage, and other services furnished to guests without charge is included in gross revenues and then deducted as promotional allowances. See Note 13.

Other Revenue

Other revenue primarily includes revenue from third-party real estate leasing arrangements at our casino properties, revenue from company-operated retail stores, revenue from our entertainment venues and The High Roller observation wheel, and management fee revenue earned by CEOC through its management of third-party casino properties, until its deconsolidation in January 2015.

Advertising

The Company expenses the production costs of advertising the first time the advertising takes place. Advertising expense was \$55 million, \$65 million, and \$176 million for the years ended December 31, 2016, 2015, and 2014, respectively.

Other Operating Costs

Other operating costs primarily includes write-downs, reserves, and project opening costs, net of recoveries and acquisition and integration costs.

CAESARS ENTERTAINMENT CORPORATION
NOTES TO CONSOLIDATED FINANCIAL STATEMENTS (CONTINUED)

Note 5 — Recently Issued Accounting Pronouncements

During 2016, we adopted the following ASUs:

- No. 2014-15, *Presentation: Disclosure of Uncertainties about an Entity's Ability to Continue as a Going Concern* (Note 1);
- No. 2015-02, *Consolidation: Amendments to the Consolidation Analysis* (Note 2);
- No. 2016-18, *Statement of Cash Flows: Restricted Cash* (Note 4); and
- No. 2016-09, *Compensation - Stock Compensation: Improvements to Employee Share-Based Payment Accounting* (Note 14).

The following amendments to the FASB Accounting Standards Codification are not yet effective.

New Developments

Intangibles - Goodwill and Other - January 2017: Amendments in this update intend to simplify how an entity is required to test goodwill for impairment by eliminating Step 2 from the goodwill impairment test. Step 2 measures goodwill impairment loss by comparing the implied fair value of a reporting unit's goodwill with the carrying amount of goodwill. Under the amended guidance, an entity should perform its annual, or interim, goodwill impairment test by comparing the fair value of a reporting unit with its carrying amount. The elimination of Step 2 from the goodwill impairment test should reduce the cost and complexity of evaluating goodwill for impairment. Amendments should be applied on a prospective basis disclosing the nature of and reason for the change in accounting principle upon transition. Disclosure should be provided in the first annual period and in the interim period in which the entity initially adopts the amendments. Updated amendments are effective for fiscal years beginning after December 15, 2019, and interim period within those fiscal years. Early adoption is permitted for interim or annual goodwill impairment tests performed on testing dates after January 1, 2017. We are currently assessing the effect the adoption of this standard will have on our financial statements.

Business Combinations - January 2017: Updated amendments intend to clarify the definition of a business with the objective of adding guidance to assist entities with evaluating whether transactions should be accounted for as acquisition (or disposals) of assets or businesses. Amendments in this update provide a more robust framework to use in determining when a set of assets and activities is a business and to provide more consistency in applying the guidance, reduce the costs of application, and make the definition of a business more operable. The amendments are effective to annual periods beginning after December 15, 2017, including interim periods within those periods. Early adoption is allowed as follows: (1) Transactions for which acquisition date occurs before the issuance date or effective date of the amendments, only when the transaction has not been reported in financial statements that have been issued or made available for issuance and (2) transactions in which a subsidiary is deconsolidated or a group of assets is derecognized that occur before the issuance date or effective date of the amendments, only when the transaction has not been reported in financial statements that have been issued or made available for issuance. We are currently assessing the effect the adoption of this standard will have on our financial statements.

Statement of Cash Flows - August 2016: Amended guidance addresses eight specific cash flow issues with the objective of reducing diversity in how certain cash receipts and cash payments are presented and classified in the statement of cash flows. The amendments should be applied retrospectively to each period presented. The amendments are effective for fiscal years beginning after December 15, 2017, and interim periods within those fiscal years. Early adoption is permitted. We are currently assessing the effect the adoption of this standard will have on our financial statements.

Income Taxes - October 2016: Amended guidance addresses intra-entity transfers of assets other than inventory, which requires the recognition of any related income tax consequences when such transfers occur. The amendments should be applied on a modified retrospective basis through a cumulative-effect adjustment directly to retained earnings as of the beginning of the period of adoption. Amendments are effective for fiscal years beginning after December 15, 2017, and interim reporting periods within those years. Early adoption is permitted. We are currently assessing the impact the adoption of this standard will have on our financial statements.

Previously Disclosed

Revenue Recognition - May 2014 (amended January 2017): Created a new Topic 606, Revenue from Contracts with Customers. The new guidance is intended to clarify the principles for recognizing revenue and to develop a common revenue standard for United States GAAP applicable to revenue transactions. Existing industry guidance will be eliminated, including revenue recognition guidance specific to the gaming industry. The FASB has recently issued several amendments to the standard, including clarification on accounting for and identifying performance obligations. This guidance is effective for annual reporting periods

CAESARS ENTERTAINMENT CORPORATION
NOTES TO CONSOLIDATED FINANCIAL STATEMENTS (CONTINUED)

beginning after December 15, 2017, including interim periods within those reporting periods. The guidance should be applied using the full retrospective method or retrospectively with the cumulative effect initially applying the guidance recognized at the date of initial application. We anticipate adopting this standard effective January 1, 2018. We are currently in the process of our analysis and anticipate this standard will have a material effect on our consolidated financial statements. As described below, we expect the most significant effect will be related to the accounting for the Total Rewards customer loyalty program and casino promotional allowances. However, the quantitative effects of these changes have not yet been determined and are still being analyzed. We are currently assessing the full effect the adoption of this standard will have on our financial statements.

The Total Rewards customer loyalty program effects revenues from our four core businesses: casino entertainment, food and beverage, rooms and hotel, and entertainment and other business operations. Currently, CEC estimates the cost of fulfilling the redemption of Reward Credits, after consideration of estimated forfeitures (referred to as “breakage”), based upon the cost of historical redemptions. Upon adoption of the new guidance, Reward Credits will no longer be recorded at cost, and a deferred revenue model will be used to account for the classification and timing of revenue recognized as well as the classification of related expenses when Reward Credits are redeemed.

Additionally, we expect to see a significant decrease in gaming revenues. The presentation of goods and services provided to customers without charge in gross revenue with a corresponding reduction in promotional allowances will no longer be reported. Revenue will be recognized based on relative standalone selling prices for transactions with more than one performance obligation.

Recognition and Measurement of Financial Instruments - January 2016: Amended certain aspects of recognition, measurement, presentation, and disclosure of financial instruments. Among other things, they require equity investments (except those accounted for under the equity method of accounting or those that result in consolidation) to be measured at fair value with any changes in fair value recognized in net income and simplify the impairment assessment of equity investments without readily determinable fair values by requiring a qualitative assessment to identify impairment. The new guidance is effective for fiscal years, and interim periods within those fiscal years, beginning after December 15, 2017. Early adoption is permitted on certain provisions. We are currently assessing the effect the adoption of this standard will have on our financial statements, but do not expect the effect to be material.

Leases - February 2016 (amended January 2017): The amended guidance requires most lease obligations to be recognized as a right-of-use (“ROU”) asset with a corresponding liability on the balance sheet. The guidance also requires additional qualitative and quantitative disclosures to assess the amount, timing, and uncertainty of cash flows arising from leases. This guidance is effective for fiscal years, and interim periods within those fiscal years, beginning after December 15, 2018. The guidance should be implemented for the earliest period presented using a modified retrospective approach, which includes optional practical expedients primarily focused on leases that commenced before the effective date, including continuing to account for leases that commenced before the effective date in accordance with previous guidance, unless the lease is modified.

Currently, all of our capital leases are set to expire before the initial effective date and will not require any accounting adjustments. Accounting for our operating leases where we are the lessor, including leases for the Octavius Tower at Caesars Palace Las Vegas and gaming space at The LINQ promenade, will remain unchanged. Operating leases, including agreements relating to slot machines, will be recorded on the balance sheet as an ROU asset with a corresponding lease liability, which will be amortized using the effective interest rate method as payments are made. The ROU asset will be depreciated on a straight-line basis and recognized as lease expense. The qualitative and quantitative effects of adoption are still being analyzed. We are in the process of evaluating the full effect the new guidance will have on our financial statements.

Financial Instruments-Credit Losses - June 2016 (amended January 2017): Amended guidance replaces the incurred loss impairment methodology with a methodology that reflects expected credit losses and requires consideration of broader range of reasonable and supportable information to inform credit loss estimates. Amendments affect entities holding financial assets and net investment in leases that are not accounted for at fair value through net income. The amendments affect loans, debt securities, trade receivables, net investments in leases, off-balance-sheet credit exposures, reinsurance receivables and any other financial assets not excluded from the scope that have the contractual right to receive cash. Amendments are effective for fiscal years beginning after December 15, 2019, including interim periods within those fiscal years. Early adoption is permitted. We are currently assessing the effect the adoption of this standard will have on our financial statements.

CAESARS ENTERTAINMENT CORPORATION
NOTES TO CONSOLIDATED FINANCIAL STATEMENTS (CONTINUED)

Note 6 — Property and Equipment

We have significant capital invested in our long-lived assets, and judgments are made in determining their estimated useful lives and salvage values and if or when an asset (or asset group) has been impaired. The accuracy of these estimates affects the amount of depreciation and amortization expense recognized in our financial results and whether we have a gain or loss on the disposal of an asset. We assign lives to our assets based on our standard policy, which is established by management as representative of the useful life of each category of asset.

We review the carrying value of our long-lived assets whenever events and circumstances indicate that the carrying value of an asset may not be recoverable from the estimated future cash flows expected to result from its use and eventual disposition. As necessary, we typically estimate the fair value of assets starting with a “Replacement Cost New” approach and then deduct appropriate amounts for both functional and economic obsolescence to arrive at the fair value estimates. Other factors considered by management in performing this assessment may include current operating results, trends, prospects, and third-party appraisals, as well as the effect of demand, competition, and other economic, legal, and regulatory factors. In estimating expected future cash flows for determining whether an asset is impaired, assets are grouped at the lowest level of identifiable cash flows, which, for most of our assets, is the individual property. These analyses are sensitive to management assumptions and the estimates of the obsolescence factors. Changes in these assumptions and estimates could have a material impact on the analyses and the consolidated financial statements.

Additions to property and equipment are stated at cost. We capitalize the costs of improvements that extend the life of the asset. We expense maintenance and repair costs as incurred. Gains or losses on the dispositions of property and equipment are recognized in the period of disposal. Interest expense is capitalized on internally constructed assets at the applicable weighted-average borrowing rates of interest. Capitalization of interest ceases when the project is substantially complete or construction activity is suspended for more than a brief period of time. Interest capitalized was \$2 million, \$12 million, and \$45 million, for the years ended December 31, 2016, 2015, and 2014, respectively.

Useful Lives

| | | | | |
|-------------------------------------|-----|----|----|-------|
| Land improvements | | | 12 | years |
| Buildings | 20 | to | 40 | years |
| Building and leasehold improvements | 5 | to | 20 | years |
| Furniture, fixtures, and equipment | 2.5 | to | 20 | years |

Property and Equipment, Net

| <i>(In millions)</i> | As of December 31, | |
|--------------------------------------|--------------------|----------|
| | 2016 | 2015 |
| Land and land improvements | \$ 3,584 | \$ 3,584 |
| Buildings and leasehold improvements | 4,149 | 4,128 |
| Furniture, fixtures, and equipment | 1,346 | 1,307 |
| Construction in progress | 55 | 59 |
| Total property and equipment | 9,134 | 9,078 |
| Less: accumulated depreciation | (1,688) | (1,494) |
| Total property and equipment, net | \$ 7,446 | \$ 7,584 |

Depreciation Expense

| <i>(In millions)</i> | Years Ended December 31, | | |
|----------------------|--------------------------|--------|--------|
| | 2016 | 2015 | 2014 |
| Depreciation expense | \$ 369 | \$ 301 | \$ 538 |

Depreciation is calculated using the straight-line method over the shorter of the estimated useful life of the asset or the related lease.

CAESARS ENTERTAINMENT CORPORATION
NOTES TO CONSOLIDATED FINANCIAL STATEMENTS (CONTINUED)

Tangible Asset Impairments

| <u>(In millions)</u> | Years Ended December 31, | | |
|-----------------------|--------------------------|------|-------|
| | 2016 | 2015 | 2014 |
| Continuing operations | \$ — | \$ 1 | \$ 60 |

In 2014, due to a decline in recent performance and downward adjustments to expectations of future performance, we performed an impairment assessment for certain of our properties resulting in an impairment charge primarily related to a property in Reno, Nevada.

Note 7 — Goodwill and Other Intangible Assets

The purchase price of an acquisition is allocated to the underlying assets acquired and liabilities assumed based upon their estimated fair values at the date of acquisition. We determine the estimated fair values after review and consideration of relevant information including discounted cash flows, quoted market prices, and estimates made by management. To the extent the purchase price exceeds the fair value of the net identifiable tangible and intangible assets acquired and liabilities assumed, such excess is recorded as goodwill.

We perform our annual goodwill impairment assessment as of October 1. We perform this assessment more frequently if impairment indicators exist. We determine the estimated fair value of each reporting unit based on a combination of earnings before interest, taxes, depreciation and amortization (“EBITDA”), valuation multiples, and estimated future cash flows discounted at rates commensurate with the capital structure and cost of capital of comparable market participants, giving appropriate consideration to the prevailing borrowing rates within the casino industry in general. We also evaluate the aggregate fair value of all of our reporting units and other non-operating assets in comparison to our aggregate debt and equity market capitalization at the test date. EBITDA multiples and discounted cash flows are common measures used to value businesses in our industry.

We perform our annual impairment assessment of other non-amortizing intangible assets as of October 1. We perform this assessment more frequently if impairment indicators exist. We determine the estimated fair value of our non-amortizing intangible assets by primarily using the “Relief from Royalty Method” and “Excess Earnings Method” under the income approach.

The annual evaluation of goodwill and other non-amortizing intangible assets requires the use of estimates about future operating results, valuation multiples, and discount rates to determine their estimated fair value. Changes in these assumptions can materially affect these estimates. Thus, to the extent gaming volumes deteriorate in the near future, discount rates increase significantly, or we do not meet our projected performance, we could have impairments to record in the future and such impairments could be material.

CAESARS ENTERTAINMENT CORPORATION
NOTES TO CONSOLIDATED FINANCIAL STATEMENTS (CONTINUED)

Changes in Carrying Value of Goodwill by Segment

| <u>(In millions)</u> | CEOC | CERP | CGP | CEC Total |
|---|----------|----------|----------|-----------|
| <u>Gross Goodwill</u> | | | | |
| Balance as of January 1, 2015 | \$ 4,294 | \$ 3,894 | \$ 1,266 | \$ 9,454 |
| CEOC Deconsolidation | (4,294) | — | — | (4,294) |
| SMG discontinued operation ⁽¹⁾ | — | — | (100) | (100) |
| Balance as of December 31, 2015 | — | 3,894 | 1,166 | 5,060 |
| <u>Accumulated Impairment</u> | | | | |
| Balance as of January 1, 2015 | (3,621) | (2,492) | (975) | (7,088) |
| CEOC Deconsolidation | 3,621 | — | — | 3,621 |
| SMG discontinued operation ⁽¹⁾ | — | — | 15 | 15 |
| Balance as of December 31, 2015 | — | (2,492) | (960) | (3,452) |
| Net Carrying Value, December 31, 2015 | \$ — | \$ 1,402 | \$ 206 | \$ 1,608 |

| | | | | |
|---------------------------------------|------|----------|----------|----------|
| <u>Gross Goodwill</u> | | | | |
| Balance as of January 1, 2016 | \$ — | \$ 3,894 | \$ 1,166 | \$ 5,060 |
| Balance as of December 31, 2016 | — | 3,894 | 1,166 | 5,060 |
| <u>Accumulated Impairment</u> | | | | |
| Balance as of January 1, 2016 | — | (2,492) | (960) | (3,452) |
| Balance as of December 31, 2016 | — | (2,492) | (960) | (3,452) |
| Net Carrying Value, December 31, 2016 | \$ — | \$ 1,402 | \$ 206 | \$ 1,608 |

⁽¹⁾ Assets and liabilities related to the SMG Business were reclassified to assets held for sale (see Note 17).

Changes in Carrying Value of Intangible Assets Other Than Goodwill

| <u>(In millions)</u> | Amortizing | | Non-Amortizing | | Total | |
|---|------------|--------|----------------|----------|--------|----------|
| | 2016 | 2015 | 2016 | 2015 | 2016 | 2015 |
| Balance as of January 1 | \$ 350 | \$ 636 | \$ 148 | \$ 2,514 | \$ 498 | \$ 3,150 |
| Amortization expense | (65) | (65) | — | — | (65) | (65) |
| CEOC Deconsolidation | — | (152) | — | (2,366) | — | (2,518) |
| SMG discontinued operation ⁽¹⁾ | — | (69) | — | — | — | (69) |
| Balance as of December 31 | \$ 285 | \$ 350 | \$ 148 | \$ 148 | \$ 433 | \$ 498 |

⁽¹⁾ Assets and liabilities related to the SMG Business were reclassified to assets held for sale (see Note 17).

During 2014, as a result of a decline in recent performance and downward adjustments to expectations of future performance in certain of our markets, we recognized impairment charges related to goodwill, trademarks, and gaming rights for certain of our properties.

CAESARS ENTERTAINMENT CORPORATION
NOTES TO CONSOLIDATED FINANCIAL STATEMENTS (CONTINUED)

Intangible Asset Impairment Charges - Continuing Operations

| <i>(In millions)</i> | Years Ended December 31, | | |
|--------------------------|--------------------------|------|--------|
| | 2016 | 2015 | 2014 |
| Goodwill | \$ — | \$ — | \$ 695 |
| Trademarks | — | — | 13 |
| Gaming Rights and other | — | — | 226 |
| Total impairment charges | \$ — | \$ — | \$ 934 |

Gross Carrying Value and Accumulated Amortization of Intangible Assets Other Than Goodwill

| | December 31, 2016 | | | | December 31, 2015 | | |
|---|---|-----------------------------|-----------------------------|---------------------------|-----------------------------|-----------------------------|---------------------------|
| <i>(Dollars in millions)</i> | Weighted Average Remaining Useful Life (in years) | Gross Carrying Amount | Accumulated Amortization | Net Carrying Amount | Gross Carrying Amount | Accumulated Amortization | Net Carrying Amount |
| Amortizing intangible assets | | | | | | | |
| Customer relationships | 4.5 | \$ 893 | \$ (630) | \$ 263 | \$ 894 | \$ (568) | \$ 326 |
| Contract rights | 8.0 | 3 | (1) | 2 | 3 | (1) | 2 |
| Gaming rights and other | 7.5 | 43 | (23) | 20 | 43 | (21) | 22 |
| | | <u>\$ 939</u> | <u>\$ (654)</u> | <u>285</u> | <u>\$ 940</u> | <u>\$ (590)</u> | <u>350</u> |
| Non-amortizing intangible assets | | | | | | | |
| Trademarks | | | | 126 | | | 126 |
| Gaming rights | | | | 22 | | | 22 |
| | | | | <u>148</u> | | | <u>148</u> |
| Total intangible assets other than goodwill | | | | \$ 433 | | | \$ 498 |

The aggregate amortization expense for intangible assets that continue to be amortized was \$65 million in 2016, \$65 million in 2015, and \$109 million in 2014.

Estimated Five-Year Amortization

| <i>(In millions)</i> | Years Ended December 31, | | | | |
|---------------------------------------|--------------------------|-------|-------|-------|-------|
| | 2017 | 2018 | 2019 | 2020 | 2021 |
| Estimated annual amortization expense | \$ 65 | \$ 55 | \$ 54 | \$ 54 | \$ 48 |

Note 8 — Fair Value Measurements

Our assessment of goodwill and other intangible assets for impairment includes an assessment using various Level 2 (EBITDA multiples and discount rate) and Level 3 (forecasted cash flows) inputs. See Note 7 for more information on the application of the use of fair value to measure goodwill and other intangible assets.

We have not elected the fair value measurement option available under GAAP for any of our assets or liabilities that meet the criteria for this option. The following financial and non-financial assets and liabilities of the Company are measured at fair value on a recurring basis.

CAESARS ENTERTAINMENT CORPORATION
NOTES TO CONSOLIDATED FINANCIAL STATEMENTS (CONTINUED)

Investments

| <u>(In millions)</u> | Balance | Level 1 | Level 2 | Level 3 |
|----------------------------|--------------|-------------|--------------|-------------|
| December 31, 2016 | | | | |
| Assets: | | | | |
| Government bonds | \$ 47 | \$ — | \$ 47 | \$ — |
| December 31, 2015 | | | | |
| Assets: | | | | |
| Equity securities | \$ 4 | \$ 4 | \$ — | \$ — |
| Government bonds | 67 | — | 67 | — |
| Total assets at fair value | <u>\$ 71</u> | <u>\$ 4</u> | <u>\$ 67</u> | <u>\$ —</u> |

Investments primarily consist of equity and debt securities held by our captive insurance entities that are traded in active markets, have readily determined market values and have maturity dates of greater than three months from the date of purchase. These investments primarily represent collateral for several escrow and trust agreements with third-party beneficiaries and are recorded in deferred charges and other in our balance sheets while a portion is included in prepayments and other current assets. As of December 31, 2016 and 2015, gross unrealized gains and losses on marketable securities were not material.

Restructuring Commitments

Estimated Fair Value

| <u>(In millions)</u> | Balance | Level 1 | Level 2 | Level 3 |
|--|-----------------|-------------|-----------------|-----------------|
| December 31, 2016 | | | | |
| Accrual for consider to be issued associated with the Restructuring: | | | | |
| CEC convertible notes | \$ 1,600 | \$ — | \$ — | \$ 1,600 |
| CEC common shares ⁽¹⁾ | 1,936 | — | 1,936 | — |
| PropCo Call Right | 131 | — | — | 131 |
| Total liabilities at fair value | <u>\$ 3,667</u> | <u>\$ —</u> | <u>\$ 1,936</u> | <u>\$ 1,731</u> |

⁽¹⁾ Includes \$23 million related to the \$200 million equity buyback that was reclassified from level 3 to level 2 during 2016.

Changes in Level 3 Fair Value Measurements

| | December 31, 2016 | |
|---|-----------------------|--------------------|
| <u>(In millions)</u> | CEC Convertible Notes | PropCo Call Option |
| Balance as of beginning of period | \$ — | \$ — |
| Loss in deconsolidation and restructuring of CEOC and other | 1,600 | 131 |
| Balance as of end of period | <u>\$ 1,600</u> | <u>\$ 131</u> |

As described in Note 1, we recognized certain obligations that we believe will ultimately be settled under the Third Amended Plan or the RSAs. A portion of the obligations we recognized reflect our estimates of the fair value of the consideration CEC has agreed to provide in the form of CEC Common Stock, CEC Convertible Notes, and the PropCo Call Right in exchange for the settlement of litigation claims and potential claims against CEC and its affiliates. These obligations are recorded in accrued restructuring and support expenses on the Balance Sheets and will be accounted for at fair value each period until they are ultimately settled as part of the Restructuring.

CAESARS ENTERTAINMENT CORPORATION
NOTES TO CONSOLIDATED FINANCIAL STATEMENTS (CONTINUED)

Valuation Methodologies

CEC Convertible Notes - We estimated the fair value of the CEC Convertible Notes to be issued using a binomial lattice valuation model that incorporates the value of both the straight debt and conversion features of the notes. In the Third Amended Plan, the CEC Convertible Notes have a face value of \$1.1 billion, a term of 7 years, a coupon rate of 5%, and are convertible into 13.714% of fully-diluted CEC equity. The valuation model incorporates assumptions regarding the incremental post-emergence cost of borrowing for CEC, the value of CEC's equity into which these notes could convert, the expected volatility of such equity, and the risk-free rate.

Key Assumptions -

- Incremental cost of borrowing - 4.5%
- Expected volatility - 35%
- Risk-free rate - 2.3%

Since the key assumptions used in the valuation model, including CEC's estimated incremental post-emergence cost of borrowing and the implied volatility of CEC's equity, are significant unobservable inputs, the fair value for the CEC Convertible Notes is classified as Level 3. Should CEC's estimated incremental cost of borrowing or equity value fluctuate over time, it could result in an increase or decrease in the fair value of the notes and the corresponding restructuring accrual. Specifically, a decrease in the incremental borrowing rate or an increase in the implied volatility of CEC's common stock would result in an increase in the restructuring accrual.

CEC Common Stock - CEC will issue CEC common shares for the settlement of claims and potential claims and is obligated to repurchase at least \$1.0 billion worth of the issued shares at a fixed price. The value of the purchase obligation is not subject to change; therefore, the estimated fair value primarily represents the net shares that we expect to issue after satisfying the repurchase obligation. We have used the fair value of CEC's common stock to estimate this portion of the restructuring accrual.

Additionally, a portion of our accrued liability represents the fair value associated with the creditors' right to require CEC to repurchase up to \$200 million worth of the newly-issued CEC common shares. We determined the estimate fair value of this potential obligation using the Black-Scholes Option Valuation Model, which incorporates assumptions regarding the value of CEC's equity, estimated volatility of CEC common equity, and the risk-free rate.

The CEC common equity value is subject to market fluctuations and does not necessarily reflect the final value of completing the transactions contemplated in the Third Amended Plan and the related RSAs. The valuation models used to estimate the fair value of CEC's common stock expected to be issued do not require significant judgment and inputs can be observed in a liquid market, such as the current trading price and expected volatility of CEC common stock (as observed through the pricing of publicly-traded options of CEC's shares). However, the valuation model includes inputs other than quoted prices in active markets, such as adjustments related to the dilutive effects of other transactions, including equity issuances in connection with the Restructuring and the Merger; therefore, this portion of the restructuring accrual is classified as Level 2.

PropCo Call Right Agreement - After the Restructuring, PropCo will have a call right for up to five years to purchase and leaseback the real property assets associated with Harrah's Atlantic City and Harrah's Laughlin from CERP and Harrah's New Orleans from CGP for a cash purchase price of ten times the agreed upon annual rent for each property (subject to the terms of the CERP and CGPH credit agreements). The initial rent for each property under the agreement will be determined based on a rent-to-earnings before interest, taxes, depreciation, amortization, and rent ("EBITDAR") ratio of 1.00-to-1.67. PropCo's purchase price will be determined by multiplying each property's initial rent by 10.

The valuation model used to estimate the fair value of the PropCo Call Right is a Monte Carlo simulation and utilized the following key assumptions:

Key Assumptions -

- Ratio of EBITDAR to Initial Rent under Property Lease - 1.67 to 1.00
- EBITDAR volatility - 25%

CAESARS ENTERTAINMENT CORPORATION
NOTES TO CONSOLIDATED FINANCIAL STATEMENTS (CONTINUED)

- Enterprise value to revenue volatility - 15%
- Ratio of initial purchase price to property lease rent - 12.00 to 1.00
- EBITDAR to multiple correlation - 0.0%
- Composite projected revenue growth rate - 2.4%
- Composite projected EBITDAR margin growth rate - 23.2%

Since the key assumptions used in the valuation model are significant unobservable inputs, the fair value for the call right is classified as Level 3. Should these assumptions fluctuate over time, it could result in an increase or decrease in the fair value of the call right and the corresponding restructuring accrual. Specifically, an increase in the volatility assumptions would result in an increase in the restructuring accrual. We are unable to estimate the range of loss related to the Harrah's New Orleans call right due to uncertainty regarding the negotiation of certain terms that would allow the call right to be exercised for this property.

Derivative Instruments

CEOC had eight interest rate swap agreements that expired, which we settled for \$17 million during the first quarter of 2015. Interest expense related to the derivatives was \$7 million in the first quarter of 2015. We have not entered into any additional derivative transactions since these swaps expired.

Note 9 — Accrued Expenses and Other Current Liabilities

Self-Insurance Accruals

We prepay CEOC for estimated employee medical insurance claims (health, dental and vision) with residual differences between estimated and actual claims being reported in due to/from affiliates. We are self-insured for workers' compensation and other risk products through our captive insurance subsidiaries and provide insurance coverage to CEOC through these captives. We receive insurance premiums from CEOC on an installment basis, which are intended to cover claims processed on CEOC's behalf.

Our insurance claims and reserves include accruals of estimated settlements for known claims, as well as accruals of actuarial estimates of incurred but not reported claims. In estimating these reserves, historical loss experience and judgments about the expected levels of costs per claim are considered. These claims are accounted for based on actuarial estimates of the undiscounted claims, including those claims incurred but not reported. We believe the use of actuarial methods to account for these liabilities provides a consistent and effective way to measure these highly judgmental accruals. We regularly monitor the potential for changes in estimates, evaluate our insurance accruals, and adjust our recorded provisions. Self-insurance accruals are included in the table below.

Detail of Accrued Expenses and Other Current Liabilities

| <i>(In millions)</i> | As of December 31, | |
|---|---------------------------|---------------|
| | 2016 | 2015 |
| Payroll and other compensation | \$ 155 | \$ 156 |
| Self-insurance claims and reserves | 179 | 179 |
| Advance deposits | 87 | 76 |
| Payable to former Minority Investors and holders of CIE equity awards (See Note 17) | 63 | — |
| Accrued taxes | 28 | 30 |
| Chip and token liability | 20 | 17 |
| Other accruals | 132 | 92 |
| Total accrued expenses and other current liabilities | <u>\$ 664</u> | <u>\$ 550</u> |

CAESARS ENTERTAINMENT CORPORATION
NOTES TO CONSOLIDATED FINANCIAL STATEMENTS (CONTINUED)

Note 10 — Leases

We lease both real estate and equipment used in our operations. As of December 31, 2016, the remaining lives of our operating leases ranged from 1 to 81 years. For the years ended December 31, 2016, 2015, and 2014, rent expense for operating leases was \$74 million, \$72 million, and \$137 million, respectively. In addition to minimum rental commitments, certain of our operating leases provide for contingent rentals based on a percentage of revenues in excess of specified amounts.

Future Minimum Rental Commitments

| <u>(In millions)</u> | Capital Leases | Operating Leases |
|---|---------------------------|-----------------------------|
| 2017 | \$ 2 | \$ 43 |
| 2018 | — | 38 |
| 2019 | — | 38 |
| 2020 | — | 38 |
| 2021 | — | 38 |
| 2022 and thereafter | — | 944 |
| Total minimum rental commitments | <u>2</u> | <u>\$ 1,139</u> |
| Less amounts representing interest | — | |
| Present value of net minimum lease payments | <u>\$ 2</u> | |

Note 11 — Debt

| <u>(In millions)</u> | As of December 31, | | |
|-----------------------------------|---------------------------|-------------------|-------------------|
| | 2016 | | 2015 |
| | Face Value | Book Value | Book Value |
| CERP | \$ 4,618 | \$ 4,563 | \$ 4,627 |
| CGP | 2,330 | 2,275 | 2,337 |
| Total debt | 6,948 | 6,838 | 6,964 |
| Current portion of long-term debt | (89) | (89) | (187) |
| Long-term debt | <u>\$ 6,859</u> | <u>\$ 6,749</u> | <u>\$ 6,777</u> |
| Fair value of debt | <u>\$ 7,190</u> | | |

CAESARS ENTERTAINMENT CORPORATION
NOTES TO CONSOLIDATED FINANCIAL STATEMENTS (CONTINUED)

Estimated Debt Service Payments ⁽¹⁾

| <i>(In millions)</i> | Years Ended December 31, | | | | | | |
|-------------------------------|--------------------------|--------|--------|----------|----------|------------|----------|
| | 2017 | 2018 | 2019 | 2020 | 2021 | Thereafter | Total |
| Principal | | | | | | | |
| CERP | \$ 68 | \$ 25 | \$ 25 | \$ 3,350 | \$ 1,150 | \$ — | \$ 4,618 |
| CGP | 21 | 25 | 198 | 300 | 1,099 | 687 | 2,330 |
| Total principal | 89 | 50 | 223 | 3,650 | 2,249 | 687 | 6,948 |
| Estimated Interest | | | | | | | |
| CERP | 390 | 390 | 400 | 360 | 130 | — | 1,670 |
| CGP | 180 | 190 | 190 | 160 | 90 | 40 | 850 |
| Total interest | 570 | 580 | 590 | 520 | 220 | 40 | 2,520 |
| Principal and Interest | | | | | | | |
| CERP | 458 | 415 | 425 | 3,710 | 1,280 | — | 6,288 |
| CGP | 201 | 215 | 388 | 460 | 1,189 | 727 | 3,180 |
| Total principal and interest | \$ 659 | \$ 630 | \$ 813 | \$ 4,170 | \$ 2,469 | \$ 727 | \$ 9,468 |

⁽¹⁾ Debt principal payments are estimated amounts based on maturity dates and potential borrowings under our revolving credit facility. Interest payments are estimated based on the forward-looking LIBOR curve. Actual payments may differ from these estimates.

Summary of Debt and Revolving Credit Facility Cash Flows from Financing Activities

| <i>(In millions)</i> | December 31, 2016 | | December 31, 2015 | |
|---|-------------------|------------|-------------------|------------|
| | Proceeds | Repayments | Proceeds | Repayments |
| CERP Term Loan | \$ — | \$ (25) | \$ — | \$ (25) |
| CERP Senior Secured Revolver | 105 | (145) | 230 | (330) |
| CGPH Term Loan | — | (12) | — | (12) |
| CGPH Senior Secured Revolving Credit Facility | 15 | (60) | 80 | (35) |
| Horseshoe Baltimore Credit Facility | — | (3) | — | — |
| Horseshoe Baltimore FF&E Facility | — | (5) | — | (3) |
| Cromwell Credit Facility | — | (3) | — | (10) |
| Other debt activity | — | (10) | — | (25) |
| Capital lease payments | — | (5) | — | (10) |
| Total | \$ 120 | \$ (268) | \$ 310 | \$ (450) |

Current Portion of Long-Term Debt

The current portion of long-term debt is \$89 million as of December 31, 2016. For CERP, the current portion of long-term debt is \$68 million, which includes the \$40 million outstanding under CERP's revolving credit facility as well as scheduled principal payments on its senior secured loan, other unsecured borrowings, and capitalized lease obligations that are expected to be paid within twelve months. For CGP, the current portion of long-term debt is \$21 million, which includes scheduled principal payments on term loans, special improvement district bonds, and various capitalized lease obligations that are expected to be paid within 12 months. There was no amount outstanding under CGP's revolving credit facility.

CAESARS ENTERTAINMENT CORPORATION
NOTES TO CONSOLIDATED FINANCIAL STATEMENTS (CONTINUED)

Borrowings under the revolving credit facilities are each subject to separate note agreements executed based on the provisions of the applicable credit facility agreements, and each note has a contractual maturity of less than one year. The applicable credit facility agreements each have a contractual maturity of greater than one year, and we have the ability to rollover the outstanding principal balances on a long-term basis; however, we currently intend to repay the principal balances within the following 12 months. Amounts borrowed under the revolving credit facilities are intended to satisfy short term liquidity needs and are classified as current.

Debt Discounts and Deferred Finance Charges

Debt discounts and deferred finance charges incurred in connection with the issuance of debt are amortized to interest expense based on the related debt agreements primarily using the effective interest method. Unamortized discounts are written off and included in our gain or loss calculations to the extent we extinguish debt prior to its original maturity date.

As of December 31, 2016 and 2015, book values of debt are presented net of unamortized discounts and deferred finance charges of \$110 million and \$132 million, respectively.

Fair Value

We calculate the fair value of debt based on borrowing rates available as of December 31, 2016, for debt with similar terms and maturities, and based on market quotes of our publicly traded debt. We classify the fair value of debt within level 1 and level 2 in the fair value hierarchy.

CERP Debt

| | As of December 31, | | | | |
|--|--------------------|------------------------|-----------------|-----------------|-----------------|
| | 2016 | | | | 2015 |
| | Final Maturity | Rate(s) ⁽¹⁾ | Face Value | Book Value | Book Value |
| <i>Detail of Debt (Dollars in millions)</i> | | | | | |
| CERP Credit Facility | | | | | |
| CERP Revolving Credit Facility ⁽²⁾ | 2018 | variable | \$ 40 | \$ 40 | \$ 80 |
| CERP Term Loan ⁽³⁾ | 2020 | 7.00% | 2,425 | 2,387 | 2,403 |
| CERP Notes | | | | | |
| CERP First Lien Notes | 2020 | 8.00% | 1,000 | 993 | 992 |
| CERP Second Lien Notes | 2021 | 11.00% | 1,150 | 1,140 | 1,138 |
| Capital lease obligations and other | to 2017 | various | 3 | 3 | 14 |
| Total CERP Debt | | | 4,618 | 4,563 | 4,627 |
| Current portion of CERP Long-Term Debt | | | (68) | (68) | (117) |
| CERP Long-Term Debt | | | <u>\$ 4,550</u> | <u>\$ 4,495</u> | <u>\$ 4,510</u> |

⁽¹⁾ Interest rate is fixed, except where noted.

⁽²⁾ Variable interest rate for amounts currently borrowed is calculated by adding LIBOR to a base rate of 6.00%.

⁽³⁾ Variable interest rate calculated as a fixed rate plus the greater of LIBOR or a 1% floor. The rate is set at the 1% floor as of December 31, 2016.

CERP Credit Facility

The CERP senior secured revolving credit facility allows for borrowings in an aggregate principal amount of up to \$270 million. The CERP Term Loans require scheduled quarterly payments of \$6 million, with the balance due at maturity. As of December 31, 2016, no amounts were committed to outstanding letters of credit.

Borrowings under the CERP revolving credit facility bear interest at the same rate elections as the CERP Term Loans. On a quarterly basis, we are required to pay each lender (i) a commitment fee in respect of any unborrowed amounts under the senior secured revolving credit facility and (ii) a letter of credit fee in respect of the aggregate face amount of outstanding letters of credit under the senior secured revolving credit facility. As of December 31, 2016, the senior secured revolving credit facility bore a commitment fee for unborrowed amounts of 50 basis points.

CAESARS ENTERTAINMENT CORPORATION
NOTES TO CONSOLIDATED FINANCIAL STATEMENTS (CONTINUED)

CGP Debt

| | As of December 31, | | | | |
|--|--------------------|------------------------|------------|------------|------------|
| | 2016 | | | | 2015 |
| | Final Maturity | Rate(s) ⁽¹⁾ | Face Value | Book Value | Book Value |
| <i>(Dollars in millions)</i> | | | | | |
| CGPH Credit Facilities | | | | | |
| CGPH Senior Secured Revolving Credit Facility ⁽²⁾ | 2019 | variable | \$ — | \$ — | \$ 45 |
| CGPH Senior Secured Term Loan ⁽³⁾ | 2021 | 6.25% | 1,146 | 1,119 | 1,126 |
| CGPH Notes | 2022 | 9.38% | 675 | 662 | 660 |
| Cromwell Credit Facility ⁽⁴⁾ | 2019 | 11.00% | 171 | 167 | 169 |
| Horseshoe Baltimore Credit and FF&E Facilities | | | | | |
| Horseshoe Baltimore Revolving Facility Loan ⁽⁵⁾ | 2018 | variable | — | — | — |
| Horseshoe Baltimore Credit Facility ⁽⁴⁾ | 2020 | 8.25% | 297 | 287 | 288 |
| Horseshoe Baltimore FF&E Facility ⁽⁴⁾⁽⁶⁾ | 2019 | 8.75% | 22 | 22 | 27 |
| Other Secured Debt | 2018 | 8.00% | 5 | 4 | 4 |
| Special Improvement District Bonds | 2037 | 5.30% | 14 | 14 | 14 |
| Capital lease obligations and other | 2016 | various | — | — | 4 |
| Total CGP Debt | | | 2,330 | 2,275 | 2,337 |
| Current Portion of CGP Long-Term Debt | | | (21) | (21) | (70) |
| CGP Long-Term Debt | | | \$ 2,309 | \$ 2,254 | \$ 2,267 |

⁽¹⁾ Interest rate is fixed, except where noted.

⁽²⁾ Variable interest rate calculated as LIBOR plus 5.00%.

⁽³⁾ Variable interest rate calculated as a fixed rate plus the greater of LIBOR or a 1% floor. The rate is set at the 1% floor as of December 31, 2016.

⁽⁴⁾ Variable interest rate calculated as a fixed rate plus the greater of LIBOR or a 1.25% floor. The rate is set at the 1.25% floor as of December 31, 2016.

⁽⁵⁾ Variable interest rate calculated as LIBOR plus 7.00%.

⁽⁶⁾ This represents an equipment financing term loan facility.

CGPH Credit Facilities

The CGPH senior secured revolving credit facility provides for an aggregate principal amount of up to \$150 million. As of December 31, 2016, no material amounts were committed to outstanding letters of credit. In addition, CGPH is a holding company that owns no operating assets and has no significant operations independent of its subsidiaries.

Horseshoe Baltimore Credit and FF&E Facilities

As of December 31, 2016, the Horseshoe Baltimore Credit Facility included a senior secured revolving facility loan for an aggregate principal amount of up to \$10 million.

The Horseshoe Baltimore FF&E Facility was used to finance or reimburse the purchase price and certain related costs of furniture, furnishings and equipment (referred to as “FF&E”) or refinance the purchase price of FF&E purchased with other funds as part of the development of the Horseshoe Baltimore casino.

Terms of Outstanding Debt

Restrictive Covenants

The CERP Notes, CERP Credit Facility, CGPH Senior Secured Term Loan, CGPH Notes, Horseshoe Baltimore Credit and FF&E Facilities, and Cromwell Credit Facility all include negative covenants, subject to certain exceptions, and contain affirmative covenants and events of default, subject to exceptions, baskets and thresholds (including equity cure provisions in the case of the

CAESARS ENTERTAINMENT CORPORATION
NOTES TO CONSOLIDATED FINANCIAL STATEMENTS (CONTINUED)

CERP Credit Facilities, Horseshoe Baltimore Credit and FF&E Facilities, and the Cromwell Credit Facility), all of the preceding being customary in nature.

The restrictive covenants also require that we maintain Senior Secured Leverage Ratios (“SSLR”) as shown in the table below. SSLR is defined as the ratio of first lien senior secured net debt to earnings before interest, taxes, depreciation and amortization, adjusted as defined (“Adjusted EBITDA”).

| Credit Facility | Covenant Type | Effective Period | Requirement |
|--|-----------------------|------------------------|--------------|
| CERP Credit Facility | CERP Maximum SSLR | From inception | 8.00 to 1.00 |
| CGPH Senior Secured Term Loan | CGPH Maximum SSLR | From inception | 6.00 to 1.00 |
| Horseshoe Baltimore Credit and FF&E Facilities | CBAC Maximum SSLR | Q1 - Q4 2016 | 7.50 to 1.00 |
| | CBAC Maximum SSLR | Q1 - Q4 2017 | 6.00 to 1.00 |
| | CBAC Maximum SSLR | Q1 2018 and thereafter | 4.75 to 1.00 |
| Cromwell Credit Facility | Cromwell Maximum SSLR | Q2 2015 - Q1 2016 | 5.25 to 1.00 |
| | Cromwell Maximum SSLR | Q2 2016 - Q1 2017 | 5.00 to 1.00 |
| | Cromwell Maximum SSLR | Q2 2017 and thereafter | 4.75 to 1.00 |

Guarantees

CERP has pledged a significant portion of its assets as collateral under the notes and facilities. The CERP Notes are co-issued, as well as fully and unconditionally guaranteed, jointly and severally, by Caesars Entertainment Resort Properties, LLC (parent entity) and each of its wholly-owned subsidiaries on a senior secured basis.

The CGPH Senior Secured Term Loan is guaranteed by the direct parent of CGPH and certain subsidiaries of CGPH, and is secured by the direct parent’s equity interest in CGPH and substantially all of the existing and future assets of CGPH and the subsidiary guarantors.

The CGPH Notes are secured by substantially all of the existing and future property and assets of CGPH and the subsidiary guarantors (subject to exceptions), and are guaranteed by CGPH and certain subsidiaries (subject to exceptions).

The Horseshoe Baltimore Credit Facility is secured by substantially all material assets of CBAC and its wholly-owned domestic subsidiaries.

The Horseshoe Baltimore FF&E Facility is secured by the FF&E that was purchased with the proceeds.

The Cromwell Credit Facility is secured by the assets of the Cromwell.

Restricted Net Assets

Because of the restrictions in our borrowings and other arrangements, the amount of net assets at consolidated subsidiaries not available to be remitted to CEC via dividend, loan or transfer was \$4.0 billion and \$2.1 billion, as of December 31, 2016 and 2015, respectively.

CAESARS ENTERTAINMENT CORPORATION
NOTES TO CONSOLIDATED FINANCIAL STATEMENTS (CONTINUED)

Note 12 — Earnings Per Share

Basic earnings per share is computed by dividing the applicable income amounts by the weighted-average number of common shares outstanding. Diluted earnings per share is computed by dividing the applicable income amounts by the sum of weighted-average number of shares of common shares outstanding and dilutive potential common shares.

For periods in which Caesars generated net losses, the weighted-average basic shares outstanding was used in calculating diluted loss per share because including diluted shares would be anti-dilutive to loss per share.

Basic and Dilutive Net Earnings Per Share Reconciliation

| | Years Ended December 31, | | |
|---|--------------------------|-----------------|-------------------|
| | 2016 | 2015 | 2014 |
| <i>(In millions, except per share data)</i> | | | |
| Income/(loss) from continuing operations attributable to Caesars, net of income taxes | \$ (6,949) | \$ 5,765 | \$ (2,640) |
| Income/(loss) from discontinued operations attributable to Caesars, net of income taxes | 3,380 | 155 | (143) |
| Net income/(loss) attributable to Caesars | <u>\$ (3,569)</u> | <u>\$ 5,920</u> | <u>\$ (2,783)</u> |
| Weighted average common share outstanding | 146 | 145 | 142 |
| Dilutive potential common shares: Stock options | — | 2 | — |
| Weighted average common shares and dilutive potential common shares | <u>146</u> | <u>147</u> | <u>142</u> |
| Basic earnings/(loss) per share from continuing operations | \$ (47.52) | \$ 39.80 | \$ (18.53) |
| Basic earnings/(loss) per share from discontinued operations | 23.11 | 1.08 | (1.00) |
| Basic earnings/(loss) per share | <u>\$ (24.41)</u> | <u>\$ 40.88</u> | <u>\$ (19.53)</u> |
| Diluted earnings/(loss) per share from continuing operations | \$ (47.52) | \$ 39.20 | \$ (18.53) |
| Diluted earnings/(loss) per share from discontinued operations | 23.11 | 1.06 | (1.00) |
| Diluted earnings/(loss) per share | <u>\$ (24.41)</u> | <u>\$ 40.26</u> | <u>\$ (19.53)</u> |

Weighted-Average Number of Anti-Dilutive Shares Excluded from Calculation of EPS

| | Years Ended December 31, | | |
|-----------------------------------|--------------------------|----------|----------|
| | 2016 | 2015 | 2014 |
| <i>(In millions)</i> | | | |
| Stock options | 10 | 4 | 6 |
| Restricted stock units and awards | 9 | 1 | 2 |
| Total anti-dilutive common shares | <u>19</u> | <u>5</u> | <u>8</u> |

CAESARS ENTERTAINMENT CORPORATION
NOTES TO CONSOLIDATED FINANCIAL STATEMENTS (CONTINUED)

Note 13 — Casino Promotional Allowances

The retail value of accommodations, food and beverage, and other services furnished to guests without charge is included in gross revenues and then deducted as casino promotional allowances. The estimated cost of providing such casino promotional allowances is included in casino expenses.

Estimated Retail Value of Casino Promotional Allowances

| (In millions) | Years Ended December 31, | | |
|-------------------|--------------------------|---------------|-----------------|
| | 2016 | 2015 | 2014 |
| Food and Beverage | \$ 277 | \$ 281 | \$ 622 |
| Rooms | 234 | 234 | 422 |
| Other | 27 | 48 | 94 |
| | <u>\$ 538</u> | <u>\$ 563</u> | <u>\$ 1,138</u> |

Estimated Cost of Providing Casino Promotional Allowances

| (In millions) | Years Ended December 31, | | |
|-------------------|--------------------------|---------------|---------------|
| | 2016 | 2015 | 2014 |
| Food and Beverage | \$ 170 | \$ 169 | \$ 463 |
| Rooms | 82 | 83 | 168 |
| Other | 17 | 17 | 60 |
| | <u>\$ 269</u> | <u>\$ 269</u> | <u>\$ 691</u> |

Note 14 — Stock-Based Compensation

Caesars Entertainment Stock-Based Compensation Plans

During the second quarter 2016, we implemented FASB ASU No. 2016-09, which amended Topic 718, *Compensation - Stock Compensation*. This updated guidance amended the accounting for share-based payment transactions, including the income tax consequences, classification of awards as either equity or liabilities, and classification on the statement of cash flows. We applied the amended guidance using a modified retrospective transition method of a cumulative-effect adjustment to beginning equity of \$1 million.

We maintain long-term incentive plans for management, other personnel, and key service providers. The plans allow for granting stock-based compensation awards, based on CEC common stock (NASDAQ symbol “CZR”), including time-based and performance-based stock options, restricted stock units, restricted stock awards, stock grants, or a combination of awards.

Management Equity Incentive Plan

The Harrah’s Entertainment, Inc. Management Equity Incentive Plan, as amended, (the “2008 Incentive Plan”) allowed for the granting of performance-based options. The options vest and become exercisable if the return on investment in the Company of TPG Capital LP (“TPG”), Apollo Global Management, LLC (“Apollo”), and their affiliates (the “Majority Stockholders”) achieves a 2.0X return. The options vest on a pro-rata basis from zero to 100% if the Majority Stockholders achieve a return of less than 2.0X but greater than or equal to 1.75X. Upon the adoption of the 2012 Performance Incentive Plan, as amended, (the “2012 Incentive Plan”) options may no longer be granted under the 2008 Incentive Plan. As of December 31, 2016, 23,755 options were outstanding under the 2008 Incentive Plan and will expire between years 2018 - 2021.

Performance Incentive Plan

We adopted the 2012 Incentive Plan for directors, employees, officers and consultants or advisers who render services to Caesars Entertainment or its subsidiaries. As of December 31, 2016, a total of 30,949,468 shares of our common stock had been authorized, which is an increase of 7.5 million shares compared with the prior year end. The number of unissued common shares reserved for future grants under the long-term incentive plans was 8,331,449 as of that date.

CAESARS ENTERTAINMENT CORPORATION
NOTES TO CONSOLIDATED FINANCIAL STATEMENTS (CONTINUED)

The 2012 Incentive Plan provided for a one-time stock option exchange program (the “Option Exchange”) to permit Caesars Entertainment to cancel certain stock options held by certain of its employees, service providers and directors in exchange for new, replacement options to purchase an equal number of shares of our common stock (the “Replacement Options”).

Options eligible for the Option Exchange (the “Eligible Options”) were granted on or prior to February 9, 2012, and had an exercise price equal to or greater than \$20.09 per share. Replacement Options have an exercise price of \$8.22 per share, a 10-year term and a new vesting schedule determined on a grant-by-grant basis, as follows:

Time-Based Options: 20% of the time-based Replacement Options were immediately vested, with the remainder vesting annually in equal amounts over four years. All options have vested as of December 31, 2016.

Performance-Based Options:

- For options replacing the Eligible Options subject to vesting if funds affiliated with the Sponsors achieve at least a 1.5X return, the Replacement Options will vest on the date that the Caesars Entertainment’s 30-day trailing average closing common stock price equals or exceeds \$35.00 per share.
- For options replacing the Eligible Options subject to vesting if funds affiliated with the Sponsors achieve at least a 2.0X return, the Replacement Options vest on the earlier of the following: (i) 50% on March 15, 2014 and 50% on March 15, 2015 or (ii) Caesars Entertainment’s 30-day trailing average closing common stock price equals or exceeds \$57.41 per share. All options have vested as of December 31, 2015.

Loveman Performance-Based Options: We granted 290,334 options in November 2011 to Gary Loveman, the Company’s Chairman of the Board, and former Chief Executive Officer and President. The options were eligible to vest if funds affiliated with the Sponsors achieve at least a 1.0X return (the “Loveman Performance-Based Options”). The Replacement Options granted in exchange for the Loveman Performance-Based Options will vest on the date that Caesars Entertainment’s 30-day trailing average closing common stock price equals or exceeds \$57.41 per share.

Composition of Caesars Entertainment Stock-Based Compensation Expense

| (In millions) | Years Ended December 31, | | |
|--|--------------------------|-------|-------|
| | 2016 | 2015 | 2014 |
| Corporate expense | \$ 33 | \$ 57 | \$ 36 |
| Property, general, administrative, and other | 5 | 5 | 9 |
| Total stock-based compensation expense | \$ 38 | \$ 62 | \$ 45 |

Caesars Entertainment Stock Option Activity

| | Shares | Weighted Average Exercise Price | Weighted Average Remaining Contractual Term (years) | Aggregate Intrinsic Value (in millions) |
|---|------------|---------------------------------------|---|---|
| Outstanding as of December 31, 2015 | 10,638,219 | \$ 12.90 | 6.8 | |
| Exercised | (11,101) | 5.17 | | |
| Forfeited | (334,184) | 13.71 | | |
| Expired | (472,766) | 12.45 | | |
| Outstanding as of December 31, 2016 | 9,820,168 | \$ 11.69 | 6.2 | \$ 2 |
| Vested and expected to vest as of December 31, 2016 | 9,820,168 | \$ 11.69 | 6.2 | \$ 2 |
| Exercisable as of December 31, 2016 | 7,361,410 | \$ 9.70 | 5.9 | \$ 2 |

CAESARS ENTERTAINMENT CORPORATION
NOTES TO CONSOLIDATED FINANCIAL STATEMENTS (CONTINUED)

Caesars Entertainment Stock Option Grants and Exercises

| | Years Ended December 31, | | |
|---|--------------------------|-----------|-----------|
| | 2016 | 2015 | 2014 |
| <i>(Dollars in millions, except per share data)</i> | | | |
| Options Granted: | | | |
| Number of options granted | — | 1,844,332 | 1,500,770 |
| Weighted Average Grant-Date Fair Value per share ⁽¹⁾ | \$ — | \$ 3.38 | \$ 10.27 |
| Weighted Average Exercise Price per Share ⁽¹⁾ | \$ — | \$ 10.04 | \$ 21.18 |
| Option Exercises: | | | |
| Number of options exercised | 11,101 | 58,700 | 317,703 |
| Cash received for options exercised ⁽²⁾ | \$ — | \$ — | \$ 3 |
| Aggregate intrinsic value of options exercised ⁽²⁾ | \$ — | \$ — | \$ 2 |

⁽¹⁾ Represents the weighted-average grant date fair value per option, using the Monte Carlo simulation option-pricing model for performance-based options, and the Black-Scholes option-pricing model for time-based options.

⁽²⁾ 2016 and 2015 amounts are immaterial.

Caesars Entertainment Assumptions Used to Estimate Option Values

| | Years Ended December 31, | | |
|--------------------------|--------------------------|-------|-------|
| | 2016 | 2015 | 2014 |
| Expected volatility | — | 42.0% | 52.1% |
| Expected dividend yield | — | —% | —% |
| Expected term (in years) | — | 5.7 | 5.5 |
| Risk-free interest rate | — | 1.6% | 1.7% |

We utilized historical optionee behavioral data to estimate the option exercise and termination rates used in the option-pricing models. The expected term of the options represents the period of time the options were expected to be outstanding based on historical trends and/or derived from a numerical pricing model, such as the Monte Carlo simulation model. Expected volatility was based on the historical volatility of the common stock of Caesars Entertainment and its competitor peer group for a period approximating the expected life. We do not expect to pay dividends on common stock. The risk-free interest rate within the expected term was based on the U.S. Treasury yield curve in effect at the time of grant.

Caesars Entertainment Restricted Stock Unit Activity

During the year ended December 31, 2016, we granted restricted stock units (the “RSUs”) to employees of Caesars Entertainment with an aggregate fair value of \$39 million. Each RSU represents the right to receive payment in respect of one share of the Caesars Entertainment’s common stock. The majority of the RSUs will vest 25% annually. The following table summarizes the activity of RSUs during the year ended December 31, 2016.

| | Units | Wtd Avg Fair Value |
|-------------------------------------|-------------|--------------------|
| Outstanding as of December 31, 2015 | 6,329,435 | \$ 12.06 |
| Granted | 6,101,421 | 6.35 |
| Vested | (3,075,606) | 12.78 |
| Forfeited | (907,328) | 9.50 |
| Outstanding as of December 31, 2016 | 8,447,922 | 7.95 |

As of December 31, 2016, there was \$53 million of total unrecognized compensation cost related to Caesars Entertainment stock-based compensation plans, which is expected to be recognized over a remaining weighted-average period of 2 years.

CAESARS ENTERTAINMENT CORPORATION
NOTES TO CONSOLIDATED FINANCIAL STATEMENTS (CONTINUED)

CIE Stock-Based Compensation Plan

Historically, CIE has granted stock-based compensation awards in CIE common stock to its employees, directors, service providers and consultants in accordance with the Caesars Interactive Entertainment, Inc. Amended and Restated Management Equity Incentive Plan, which was intended to promote the interests of CIE and its shareholders by providing key employees, directors, service providers and consultants with an incentive to encourage their continued employment or service and improve the growth and profitability of CIE. These awards were classified as liability-based instruments and were re-measured at their fair value at each reporting date.

As described in Note 17, in September 2016, CIE sold its SMG Business, which represented the majority of CIE's operations, and the SMG Business is now presented as discontinued operations. Upon the closing of the SMG Business sale, all outstanding CIE stock-based compensation awards were deemed fully vested and were subsequently paid in cash in connection with the closing of the SMG Business sale, as described in Note 17. As of December 31, 2015, the liability related to CIE's stock-based compensation awards was \$107 million, which was reported within liabilities held for sale on the Balance Sheets.

The portion of CIE's stock-based compensation expense directly identifiable with employees of the SMG Business was reclassified to discontinued operations for all periods presented in the Statements of Operations (see Note 17). The portion of CIE's stock-based compensation expense not directly identifiable with employees of the SMG Business was included in property, general, administrative, and other in the Statements of Operations. For the year ended December 31, 2016, the majority of stock-based compensation expense resulted from the acceleration of the vesting of CIE stock-based compensation awards.

Composition of CIE Stock-Based Compensation Expense

| <i>(In millions)</i> | Years Ended December 31, | | |
|--|---------------------------------|-------------|-------------|
| | 2016 | 2015 | 2014 |
| Property, general, administrative, and other | \$ 189 | \$ 31 | \$ 49 |

CIE Stock Option Activity

| | Shares | Weighted Average Exercise Price | Weighted Average Remaining Contractual Term (years) | Aggregate Intrinsic Value (in millions) |
|---|---------------|--|--|--|
| Outstanding as of December 31, 2015 | 21,057 | \$ 9,584.64 | 7.8 | |
| Granted | 377 | 19,166.18 | | |
| Exercised | (909) | 2,456.64 | | |
| Forfeited | (248) | 11,723.63 | | |
| Canceled concurrent with closing of the SMG Business sale | (20,277) | 10,056.24 | | |
| Outstanding as of December 31, 2016 | — | \$ — | — | \$ — |

CAESARS ENTERTAINMENT CORPORATION
NOTES TO CONSOLIDATED FINANCIAL STATEMENTS (CONTINUED)

CIE Stock Option Grants and Exercises

| | Years Ended December 31, | | |
|---|--------------------------|--------------|-------------|
| | 2016 | 2015 | 2014 |
| <i>(Dollars in millions, except per share data).</i> | | | |
| Options Granted: | | | |
| Number of options granted | 377 | 10,350 | 1,135 |
| Weighted Average Grant-Date Fair Value per share ⁽¹⁾ | \$ 5,404.93 | \$ 4,670.27 | \$ 4,717.02 |
| Weighted Average Exercise Price per Share | \$ 19,166.18 | \$ 15,352.49 | \$ 9,976.43 |
| Option Exercises: | | | |
| Number of options exercised | 909 | 1,984 | 3,822 |
| Cash received for options exercised | \$ 2 | \$ 5 | \$ 6 |
| Aggregate intrinsic value of options exercised | \$ 13 | \$ 21 | \$ 27 |

⁽¹⁾ Represents the weighted-average grant date fair value per option, using the Monte Carlo simulation option-pricing model for performance-based options, and the Black-Scholes option-pricing model for time-based options.

Assumptions Used to Estimate CIE Option Value

| | Years Ended December 31, | | |
|-----------------------------------|--------------------------|---------------|---------------|
| | 2016 | 2015 | 2014 |
| Expected range of volatility | 40.5% - 44.6% | 42.9% - 49.4% | 46.5% - 56.8% |
| Expected dividend yield | —% | —% | —% |
| Expected range of term (in years) | 0.8 - 4.2 | 1.5 - 4.7 | 2.4 - 7.1 |
| Risk-free interest rate range | 0.5% - 1.2% | 0.7% - 1.7% | 0.7% - 2.3% |

CIE Restricted Stock Unit Activity

| | Units | Wtd Avg Fair Value |
|---|---------|--------------------|
| Outstanding as of December 31, 2015 | 4,539 | \$ 7,827.24 |
| Granted | 103 | 16,452.14 |
| Vested | (277) | 11,371.30 |
| Forfeited | (119) | 9,543.11 |
| Canceled concurrent with closing of the SMG Business sale | (4,246) | 7,757.19 |
| Outstanding as of December 31, 2016 | — | — |

CAC Stock-Based Compensation Plan

In April 2014, the CAC Board of Directors approved the CAC Equity-Based Compensation Plan for officers, employees, directors, individual consultants and advisers of the Company and its subsidiaries (the “CAC Equity Plan”). Under the CAC Equity Plan, CEC is authorized to grant stock-based instruments in the form of or with a value related to CAC Class A Common Stock, par value \$0.001 per share (the “CAC Common Stock”) to officers, employees, directors, individual consultants and advisers of CEC and its subsidiaries. The CAC Equity Plan will terminate ten years after approval by the Board. Subject to adjustments in connection with certain changes in capitalization, the maximum value of the shares of CAC Common Stock that may be delivered pursuant to awards under the CAC Equity Plan is \$25 million. Upon issuance of shares pursuant to this plan, such shares will be contributed by CAC to CGP as additional investment into that entity, at which time CGP will settle its management fee obligation with CEC and its subsidiaries through a distribution of such shares.

In May 2014, CEC granted awards to officers, employees, directors, individual consultants, and advisers of CEC and its subsidiaries in accordance with the CAC Equity Plan to reward and provide incentive for services provided in their capacity, promote the success of CGP, and more closely align the interests of such individuals with those of the stockholders of the CAC. Awards under

CAESARS ENTERTAINMENT CORPORATION
NOTES TO CONSOLIDATED FINANCIAL STATEMENTS (CONTINUED)

this plan vested one-third in October 2014 with the remaining two-thirds vesting in equal portions in October 2015 and October 2016. During the years ended December 31, 2016 and 2015, expense associated with the vesting of such awards is recorded as stock-based compensation expense by CEC totaling \$2 million and \$12 million, respectively.

Note 15 — Deferred Compensation and Employee Benefit Plans

Deferred Compensation

Deferred Compensation Plans

As of December 31, 2016, certain current and former employees of Caesars, and our subsidiaries and affiliates, have balances under the Harrah's Entertainment, Inc. Executive Supplemental Savings Plan ("ESSP"), the Harrah's Entertainment, Inc. Executive Supplemental Savings Plan II ("ESSP II"), the Park Place Entertainment Corporation Executive Deferred Compensation Plan, the Harrah's Entertainment, Inc. Deferred Compensation Plan, and the Harrah's Entertainment, Inc. Executive Deferred Compensation Plan ("EDCP"). These plans are deferred compensation plans that allow certain employees an opportunity to save for retirement and other purposes.

Each of the plans is now frozen and is no longer accepting contributions. However, participants may still earn returns on existing plan balances based upon their selected investment alternatives, which are reflected in their deferral accounts.

Plan obligations in respect of all of these plans were included in Caesars' financial statements as liabilities prior to the deconsolidation of CEOC. Caesars has recorded in the accompanying financial statements \$40 million and \$44 million in liabilities as of December 31, 2016 and December 31, 2015, respectively, representing the estimate of its obligations under the ESSP and ESSP II and for certain former Directors and employees who had employment agreements with Harrah's Entertainment, Inc., (the predecessor to CEC) and participated in the EDCP. The additional liability in respect of the CEDCP and DCP that Caesars has not recorded is approximately \$32 million, and \$29 million as of December 31, 2016 and 2015, respectively, as we determined that this portion of the liability was attributable to CEOC pending the effectiveness of the settlement described below.

Trust Assets

CEC is a party to a trust agreement (the "Trust Agreement") and an escrow agreement (the "Escrow Agreement"), each structured as so-called "rabbi trust" arrangements, which hold assets that may be used to satisfy obligations under the deferred compensation plans above. Amounts held pursuant to the Trust Agreement and the Escrow Agreement were approximately \$62 million and \$57 million, respectively, as of December 31, 2016, and \$64 million and \$49 million, respectively, as of December 31, 2015.

The assets held pursuant to the Trust Agreement have been reflected as long-term restricted assets on the Balance Sheets. The assets held pursuant to the Escrow Agreement were not reflected on the Balance Sheets as we continued to assess the Escrow Agreement and the propriety of the funds that were contributed in accordance with the agreement prior to reaching the settlement described below, which was not yet effective as of September 30, 2016.

Settlement Agreement

On September 14, 2016, CEC entered into a settlement agreement with CEOC related to the liabilities and assets associated with the above deferred compensation plans, which was approved by the Bankruptcy Court on October 17, 2016. Pursuant to the settlement agreement, contemporaneously with the Effective Date of the Restructuring, CEC will assume all obligations to plan participants under or with respect to all five of the deferred compensation plans, and the Debtors will have no further obligations to the deferred compensation plan participants. At that time, CEOC and the other Debtors will relinquish and release any claim or right that any of them may have in respect of the assets held under either the Trust Agreement or the Escrow Agreement. Upon the effectiveness of the Restructuring and CEC's receipt of the assets held pursuant to the Escrow Agreement, CEC will record the additional assets and liabilities in respect of the CEDCP and DCP and Escrow Agreement, which are \$57 million and \$32 million, respectively, as of December 31, 2016.

CAESARS ENTERTAINMENT CORPORATION

NOTES TO CONSOLIDATED FINANCIAL STATEMENTS (CONTINUED)

Savings and Retirement Plans

We maintain a defined contribution savings and retirement plan that allows employees to make pre-tax and after-tax contributions. Under the plan, participating employees may elect to contribute up to 50% of their eligible earnings (subject to IRS rules and regulations) and are eligible to receive a company match of up to \$600. Participating employees become vested in matching contributions on a pro-rata basis over five years of credited service. Our contribution expense for this plan was \$6 million, \$6 million, and \$13 million for the years ended December 31, 2016, 2015, and 2014, respectively.

Multiemployer Pension Plan

The Company contributes to a number of multiemployer defined benefit pension plans under the terms of collective-bargaining agreements that cover its union-represented employees. The risks of participating in these multiemployer plans are different from a single-employer plan in the following aspects:

- a. Assets contributed to the multiemployer plan by one employer may be used to provide benefits to employees of other participating employers.
- b. If a participating employer stops contributing to the plan, the unfunded obligations of the plan may be borne by the remaining participating employers.
- c. If the Company chooses to stop participating in some of its multiemployer plans, the Company may be required to pay those plans an amount based on the underfunding of the plan, referred to as a “withdrawal liability.”

Multi-employer Pension Plan Participation

| Pension Fund | EIN/Pension Plan Number | Pension Protection Act Zone Status ⁽¹⁾ | | FIP/RP Status ⁽²⁾ | Contributions (In millions) | | | Surcharge Imposed | Expiration Date of Collective-Bargaining Agreement ⁽⁶⁾ |
|---|--------------------------------|--|-------------|-------------------------------------|------------------------------------|--------------|--------------|--------------------------|--|
| | | 2016 | 2015 | | 2016 | 2015 | 2014 | | |
| Southern Nevada Culinary and Bartenders Pension Plan ⁽⁵⁾ | 88-6016617/001 | Green | Green | No | \$ 16 | \$ 16 | \$ 18 | No | Various up to July 31, 2018 |
| Pension Plan of the UNITE HERE National Retirement Fund ⁽³⁾⁽⁵⁾ | 13-6130178/001 | Red | Red | Yes | 5 | 6 | 14 | No | Various up to February 29, 2020 |
| Local 68 Engineers Union Pension Plan ⁽⁴⁾⁽⁵⁾ | 51-0176618/001 | Yellow | Green | No | — | — | 1 | No | April 30, 2017 |
| NJ Carpenters Pension Fund | 22-6174423/001 | Yellow | Yellow | Yes | — | — | — | No | April 30, 2017 |
| Painters IUPAT | 52-6073909/001 | Yellow | Yellow | Yes | 1 | 1 | 1 | No | Various up to June 30, 2021 |
| Other Funds | | | | | 11 | 9 | 12 | | |
| Total Contributions | | | | | \$ 33 | \$ 32 | \$ 46 | | |

⁽¹⁾ Represents the Pension Protection Act zone status for applicable plan year beginning January 1, except where noted otherwise. The zone status is based on information that the Company received from the plan administrator and is certified by the plan's actuary. Among other factors, plans in the red zone are generally less than 65% funded, plans in the yellow zone are between 65% and less than 80% funded, and plans in the green zone are at least 80% funded. All plans detailed in the table above utilized extended amortization provisions to calculate zone status.

⁽²⁾ Indicates plans for which a financial improvement plan (“FIP”) or a rehabilitation plan (“RP”) is either pending or has been implemented.

⁽³⁾ As described in Note 3, in January 2015, the Pension Plan of the UNITE HERE National Retirement Fund voted to expel Caesars Entertainment and its participating subsidiaries from the plan.

⁽⁴⁾ Plan years begin July 1.

⁽⁵⁾ Plan was listed in the pension plans' Forms 5500 as providing more than 5% of the total contributions for the plan years ended 2015 and 2014. At the date the financial statements were issued, Forms 5500 were not available for the 2016 plan year ending.

⁽⁶⁾ The terms of the current agreement continue indefinitely until either party provides appropriate notice of intent to terminate the contract.

CAESARS ENTERTAINMENT CORPORATION
NOTES TO CONSOLIDATED FINANCIAL STATEMENTS (CONTINUED)

Note 16 — Income Taxes

The effect on the income tax provision and deferred tax assets and liabilities of a change in tax rates is recognized in income in the period that includes the enactment date. We have provided a valuation allowance on certain federal, foreign, and state net operating losses (“NOLs”), and other federal, state, and foreign deferred tax assets. NOLs and other federal, state, and foreign deferred tax assets were not deemed realizable based upon near term estimates of future taxable income.

We classify reserves for tax uncertainties within accrued expenses and deferred credits and other in our balance sheets, separate from any related income tax payable, which is also reported within accrued expenses, or deferred income taxes. Reserve amounts relate to any potential income tax liabilities resulting from uncertain tax positions, as well as potential interest or penalties associated with those liabilities.

We file income tax returns, including returns for our subsidiaries, with federal, state, and foreign jurisdictions, except for CGP, which is filed as part of a separate tax filing group. We are under regular and recurring audit by the Internal Revenue Service (“IRS”) and various state taxing authorities on open tax positions, and it is possible that the amount of the liability for unrecognized tax benefits could change during the next 12 months.

Components of Income/(Loss) Before Income Taxes from Continuing Operations

| <i>(In millions)</i> | Years Ended December 31, | | |
|----------------------|--------------------------|-----------------|-------------------|
| | 2016 | 2015 | 2014 |
| United States | \$ (6,098) | \$ 5,780 | \$ (3,331) |
| Outside of the U.S. | (2) | (2) | 12 |
| | <u>\$ (6,100)</u> | <u>\$ 5,778</u> | <u>\$ (3,319)</u> |

Income Tax Benefit/(Provision)

| <i>(In millions)</i> | Years Ended December 31, | | |
|----------------------|--------------------------|---------------|---------------|
| | 2016 | 2015 | 2014 |
| United States | | | |
| Current | | | |
| Federal | \$ (2) | \$ — | \$ — |
| State | — | — | 110 |
| Deferred | | | |
| Federal | (33) | 128 | 601 |
| State | 7 | (10) | (109) |
| Outside of the U.S. | | | |
| Current | 1 | 1 | (5) |
| Deferred | — | — | (1) |
| | <u>\$ (27)</u> | <u>\$ 119</u> | <u>\$ 596</u> |

Allocation of Income Tax Benefit/(Provision)

| <i>(In millions)</i> | Years Ended December 31, | | |
|---|--------------------------|--------|--------|
| | 2016 | 2015 | 2014 |
| Income tax benefit/(provision) applicable to: | | | |
| Income/(loss) from continuing operations | \$ (27) | \$ 119 | \$ 596 |
| Discontinued operations | (730) | (64) | (32) |
| Accumulated other comprehensive income/(loss) | — | — | (16) |
| Deconsolidation and restructuring of CEOC and other | — | 1,176 | — |
| Additional paid-in capital | — | — | (15) |

CAESARS ENTERTAINMENT CORPORATION
NOTES TO CONSOLIDATED FINANCIAL STATEMENTS (CONTINUED)

Effective Income Tax Rate Reconciliation

| | Years Ended December 31, | | |
|--|--------------------------|--------|--------|
| | 2016 | 2015 | 2014 |
| Statutory tax rate | 35.0 % | 35.0 % | 35.0 % |
| Increases/(decreases) in tax resulting from: | | | |
| State taxes, net of federal tax benefit | — | — | 1.6 |
| Valuation allowance | (22.5) | 3.5 | (5.7) |
| Foreign income taxes | — | — | 0.1 |
| Goodwill | — | — | (9.1) |
| Deconsolidation of CEOC | — | (40.1) | — |
| Stock-based compensation | (0.8) | 0.2 | (0.5) |
| Acquisition and integration costs | — | — | (0.4) |
| Reserves for uncertain tax positions | — | — | 0.3 |
| Sale of stock of subsidiary | — | — | (0.5) |
| Disallowed losses on sale to related party | — | — | (3.8) |
| Nondeductible restructuring expenses | (16.8) | — | — |
| Noncontrolling interests | 4.8 | (0.7) | 0.9 |
| Other | (0.1) | — | 0.1 |
| Effective tax rate | (0.4)% | (2.1)% | 18.0 % |

CAESARS ENTERTAINMENT CORPORATION
NOTES TO CONSOLIDATED FINANCIAL STATEMENTS (CONTINUED)

Temporary Differences Resulting in Deferred Tax Assets and Liabilities

| (In millions) | As of December 31, | |
|---|--------------------|----------|
| | 2016 | 2015 |
| Deferred tax assets: | | |
| State net operating losses | \$ 3 | \$ 5 |
| Federal net operating loss | 51 | 44 |
| Compensation programs | 42 | 52 |
| Allowance for doubtful accounts | 17 | 10 |
| Self-insurance reserves | 7 | 7 |
| Accrued restructuring and support expenses | 1,278 | 317 |
| Accrued expenses | 27 | 6 |
| Federal tax credits | 17 | 13 |
| Federal indirect tax benefits of uncertain state tax positions | 4 | — |
| Investment in CGP LLC | — | 115 |
| Capital loss carryover | — | 15 |
| Deferred revenue | 1 | 1 |
| Other | 8 | 7 |
| Subtotal | 1,455 | 592 |
| Less: valuation allowance | 949 | 205 |
| Total deferred tax assets | \$ 506 | \$ 387 |
| Deferred tax liabilities: | | |
| Depreciation and other property-related items | 914 | 921 |
| Deferred cancellation of debt income and other debt-related items | 98 | 152 |
| Investment in CGP LLC | 211 | — |
| Investment in non-consolidated affiliates | 909 | 170 |
| Intangibles | 87 | 134 |
| Prepaid expenses | 9 | 10 |
| Total deferred tax liabilities | 2,228 | 1,387 |
| Net deferred tax liability | \$ 1,722 | \$ 1,000 |

As of December 31, 2016 and 2015, we had federal NOL carryforwards of \$152 million and \$134 million, respectively. These net operating losses are different from the net operating losses that are reflected in our federal and certain state tax returns as they do not include net operating losses that are attributable to our deconsolidated subsidiary, CEOC. These NOLs will begin to expire in 2031. In addition, we had federal general business tax credits and research tax credit carryforwards of \$17 million, which will begin to expire in 2029. We believe that it is more likely than not that the benefit from the federal NOL and tax credit carryforwards for the CEC tax consolidated group will not be realized. As a result, a valuation allowance has been established for our federal NOL carryforwards and tax credits carryforwards deferred tax assets as of December 31, 2016.

NOL carryforwards for our domestic subsidiaries for state income taxes were \$70 million and \$85 million as of December 31, 2016 and 2015, respectively. We believe that it is more likely than not that the benefit from certain state NOL carryforwards will not be realized. Accordingly, we have provided a full valuation allowance on the deferred tax assets relating to these NOL carryforwards which will not more likely than not be realized. These state NOLs will begin to expire in 2034.

CAESARS ENTERTAINMENT CORPORATION
NOTES TO CONSOLIDATED FINANCIAL STATEMENTS (CONTINUED)

Reconciliation of Unrecognized Tax Benefits

| (In millions) | Years Ended December 31, | | |
|--|--------------------------|-------|--------|
| | 2016 | 2015 | 2014 |
| Balance as of beginning of year | \$ 3 | \$ 81 | \$ 142 |
| Additions based on tax positions related to the current year | 19 | — | 20 |
| Additions for tax positions of prior years | — | — | — |
| Reductions for tax positions for prior years | (1) | — | (1) |
| Deconsolidation of CEOC | — | (78) | — |
| Settlements | — | — | — |
| Expiration of statutes | — | — | (80) |
| Balance as of end of year | \$ 21 | \$ 3 | \$ 81 |

We classify reserves for tax uncertainties within accrued expenses and deferred credits and other in our balance sheets, separate from any related income tax payable or deferred income taxes. Reserve amounts relate to any potential income tax liabilities resulting from uncertain tax positions as well as potential interest or penalties associated with those liabilities.

We accrue interest and penalties related to unrecognized tax benefits in income tax expense. During 2016, we increased our accrual by \$3 million. There was no change to our accrual during 2015. We reduced our accrual by \$62 million during 2014. There was an accrual for the payment of interest and penalties of \$3 million as of December 31, 2016. There was no accrual for the payment of interest and penalties as of December 31, 2015, and \$1 million was accrued as of December 31, 2014. Included in the balances of unrecognized tax benefits as of December 31, 2016 and 2014, was approximately \$15 million and \$48 million, respectively, of unrecognized tax benefits that, if recognized, would impact the effective tax rate. There were no unrecognized tax benefits as of December 31, 2015 that, if recognized, would impact the effective tax rate.

We file income tax returns, including returns for our subsidiaries, with federal, state, and foreign jurisdictions. We are subject to exam by various state and foreign tax authorities. As of December 31, 2016, the tax years prior to 2012 are not subject to examination for U.S. tax purposes. As of December 31, 2016, the tax years prior to 2012 are no longer subject to examination for most of the foreign and state income tax jurisdictions as the statutes of limitations have lapsed.

We believe that it is reasonably possible that the unrecognized tax benefits liability will not materially change within the next 12 months. Audit outcomes and the timing of audit settlements are subject to significant uncertainty. Although we believe that adequate provision has been made for such issues, there is the possibility that the ultimate resolution of such issues could have an adverse effect on our earnings. Conversely, if these issues are resolved favorably in the future, the related provision would be reduced, thus having a favorable impact on earnings.

Note 17 — Discontinued Operations

Sale of SMG Business

On September 23, 2016, CIE sold its SMG Business to Alpha Frontier Limited (“Alpha Frontier”) for cash consideration of \$4.4 billion, subject to customary purchase price adjustments, pursuant to the Stock Purchase Agreement dated as of July 30, 2016 (the “Purchase Agreement”), which resulted in a pre-tax gain of approximately \$4.2 billion.

As a result of the sale, CAC incurred estimated current income tax expense of approximately \$285 million on the gain. Under the terms of its operating agreement, CGP is required to distribute \$285 million to CAC, which CAC will use to pay its tax obligation resulting from the sale of the SMG Business (see Note 18). Additionally, \$264 million was deposited into an escrow account to fund potential indemnity claims of Alpha Frontier under the Purchase Agreement (the “Indemnity Escrow”), of which \$5 million was paid to Alpha Frontier during the fourth quarter of 2016 upon finalization of the purchase price adjustment pursuant to the Purchase Agreement, leaving a remaining balance of \$259 million as of December 31, 2016. There were no indemnity claims made.

The majority of the proceeds from the sale of the SMG Business is restricted under the terms of the Purchase Agreement and the CIE Proceeds Agreement and was therefore classified as restricted cash as of December 31, 2016. As a result of the sale, the results of operations and cash flows related to the SMG Business were classified as discontinued operations for the year ended

CAESARS ENTERTAINMENT CORPORATION
NOTES TO CONSOLIDATED FINANCIAL STATEMENTS (CONTINUED)

December 31, 2016, and the historical results have been recast as discontinued operations for the years ended December 31, 2015 and 2014. The related assets and liabilities have been recast as held for sale as of December 31, 2015.

In connection with the closing of the SMG Business sale ("Closing"), CIE completed the following transactions, which were funded from the proceeds of the sale:

- Repurchased all of the shares of CIE common stock held by Rock Gaming Interactive LLC, and its other minority investors (collectively, the "Minority Investors") in exchange for the right to receive cash payments representing the fair market value of the shares of CIE common stock at Closing.
- Accelerated the vesting of all of the outstanding options, restricted stock units and warrants of CIE (collectively, "CIE equity awards") and canceled all such CIE equity awards in exchange for the right to receive cash payments equal to the intrinsic value of such awards.

The total amount distributed to the Minority Investors and former holders of CIE equity awards in connection with Closing was approximately \$1.1 billion, which is subject to any purchase price adjustments pursuant to the Purchase Agreement. As of December 31, 2016, CGP has accrued \$63 million for the estimated portion of the balance remaining in the Indemnity Escrow that is due to the Minority Investors and former holders of CIE equity awards. The balance is included in accrued expenses and other current liabilities on the Balance Sheets. The remaining CIE Proceeds will be released from the Indemnity Escrow at the end of the escrow period, which is 12 months from the date of the Closing.

Assets and liabilities held for sale in the Balance Sheets are related to the SMG Business.

Carrying Amount of Major Classes of Assets and Liabilities of Discontinued Operations

| <u><i>(In millions)</i></u> | <u>December 31, 2015</u> |
|---|--------------------------|
| Cash, cash equivalents, and restricted cash | \$ 112 |
| Receivables, prepayments, and other current assets | 64 |
| Property and equipment, net | 14 |
| Goodwill and other intangible assets | 133 |
| Deferred taxes, deferred charges, and other long-term assets | 41 |
| Total assets held for sale | \$ 364 |
| Accounts payable | \$ 17 |
| Accrued expenses and other current liabilities | 40 |
| Deferred taxes, deferred credits, and other long-term liabilities | 9 |
| Total liabilities held for sale | \$ 66 |

CAESARS ENTERTAINMENT CORPORATION
NOTES TO CONSOLIDATED FINANCIAL STATEMENTS (CONTINUED)

The Statements of Operations for each year in the three-year period ended December 31, 2016 also includes discontinued operations related to certain properties owned by CEOC, which was deconsolidated effective January 15, 2015 (see Note 2).

Effect on Statements of Operations of Discontinued Operations

| <i>(In millions)</i> | Years Ended December 31, | | |
|---|--------------------------|--------|----------|
| | 2016 | 2015 | 2014 |
| Net revenues | | | |
| SMG Business | \$ 678 | \$ 725 | \$ 549 |
| Showboat Atlantic City | — | — | 115 |
| Harrah's Tunica | — | — | 46 |
| Other | — | — | 2 |
| Total net revenues | 678 | 725 | 712 |
| Operating expenses | | | |
| SMG Business ⁽¹⁾ | 748 | 499 | 447 |
| Showboat Atlantic City | — | 6 | 174 |
| Harrah's Tunica | — | — | 166 |
| Other | — | 1 | 36 |
| Total operating expenses | 748 | 506 | 823 |
| Gain from discontinued operations | | | |
| SMG Business | 4,180 | — | — |
| Pre-tax income/(loss) from operations | | | |
| SMG Business | 4,110 | 226 | 102 |
| Showboat Atlantic City | — | (6) | (59) |
| Harrah's Tunica | — | — | (120) |
| Other | — | (1) | (34) |
| Total pre-tax income/(loss) from discontinued operations | \$ 4,110 | \$ 219 | \$ (111) |
| Income/(loss), net of income taxes | | | |
| SMG Business | \$ 3,380 | \$ 162 | \$ 49 |
| Showboat Atlantic City | — | (6) | (38) |
| Harrah's Tunica | — | — | (120) |
| Other | — | (1) | (34) |
| Total income/(loss) from discontinued operations, net of income taxes | \$ 3,380 | \$ 155 | \$ (143) |
| Tangible and intangible asset impairments | | | |
| Showboat Atlantic City | \$ — | \$ — | \$ 10 |
| Harrah's Tunica | — | — | 68 |
| Other | — | — | 17 |
| Total impairments from discontinued operations | \$ — | \$ — | \$ 95 |

⁽¹⁾ Operating expenses primarily consist of platform fees and property, general, administrative, and other expenses, including stock-based compensation expense directly identifiable with employees of the SMG Business of \$264 million, \$29 million, and \$38 million for the years ended December 31, 2016, 2015, and 2014, respectively.

CAESARS ENTERTAINMENT CORPORATION
NOTES TO CONSOLIDATED FINANCIAL STATEMENTS (CONTINUED)

Showboat Atlantic City

CEOC closed its Showboat Atlantic City casino permanently effective in 2014 and subsequently sold it in 2015 for \$18 million. In 2014, we accrued severance and other exit costs totaling \$26 million and recognized a tangible asset impairment of \$10 million. The liability for exit costs was derecognized when CEOC was deconsolidated in 2015.

Harrah's Tunica

CEOC closed its Harrah's Tunica casino permanently effective in 2014 and recorded intangible and tangible asset impairment charges totaling \$68 million and accrued exit costs of \$16 million associated with the closure of this casino. The liability for exit costs was derecognized when CEOC was deconsolidated in 2015.

Note 18 — Related Party Transactions

| <i>(In millions)</i> | Years ended December 31, | | |
|---|--------------------------|-------|------|
| | 2016 | 2015 | 2014 |
| Transactions with Sponsors and their affiliates | | | |
| Reimbursements and expenses | \$ 6 | \$ 20 | \$ 2 |
| Expenses paid to Sponsors' portfolio companies | 2 | 3 | 9 |
| Expenses paid on behalf of CAC | 315 | 36 | 32 |
| Transactions with CEOC | | | |
| Shared services allocated expenses to CEOC | 368 | 355 | — |
| Shared services allocated expenses from CEOC | 148 | 117 | — |
| Management fees incurred | 45 | 40 | — |
| Octavius Tower lease revenue | 35 | 34 | — |
| Other expenses incurred | 14 | 12 | — |

Transactions Related to the CEOC Reorganization

The Debtors filed the Third Amended Plan on January 13, 2017, and CEC, CAC, the Debtors, and CEOC's major creditor groups have agreed to support the Third Amended Plan and have entered into various RSAs with respect to the CEOC reorganization. See detailed discussion of the Third Amended Plan and the RSAs in Note 1.

Transactions with Sponsors and their Affiliates

The members of Hamlet Holdings LLC ("Hamlet Holdings") are comprised of individuals affiliated with Apollo and affiliates of TPG (collectively, the "Sponsors"). As of December 31, 2016, Hamlet Holdings beneficially owned a majority of CEC's common stock pursuant to an irrevocable proxy providing Hamlet Holdings with sole voting and sole dispositive power over those shares, and, as a result, the Sponsors have the power to elect all of CEC's directors.

Reimbursements and Expenses

CEC has a services agreement with the Sponsors relating to the provision of financial and strategic advisory services and consulting services. The Sponsors have granted an ongoing waiver of the monitoring fees for management services; however, we reimburse the Sponsors for expenses they incur related to these management services and certain legal expenses. The reimbursed expenses are included in corporate expense and are included in the table above.

Sponsors' Portfolio Companies

We have entered into agreements with a number of companies that are portfolio companies of our Sponsors. The following are the Sponsor portfolio companies with which we have business relationships:

- **XOJet, Inc.** - provides access to aircraft at contractually agreed upon hourly rates.

CAESARS ENTERTAINMENT CORPORATION
NOTES TO CONSOLIDATED FINANCIAL STATEMENTS (CONTINUED)

- **SunGard Availability Service LP** - provides enterprise cloud services and solutions for managed information technology.
- **Sabre, Inc.** - provides technology to assist our customers with booking hotel rooms.
- **Avaya Inc.** - supplies technology products and services and related software licenses and support.
- **Norwegian Cruise Line Holdings Ltd.** - a cruise ship operations company with which we have a marketing agreement pursuant to which, among other things, NCL pays Caesars Entertainment a percentage of its gaming revenue.
- **Classic Party Rentals** - provides party rental supplies.
- **Creative Artists Agency LLC**, - we have entered into multiple entertainment agreements in connection with artists' performances at Caesars' properties.
- **Fleet Pride, Inc.** - provides aftermarket heavy-duty truck and trailer parts.
- **Sutherland Global Services** - technology and analytics enabled business process enterprise that provides end-to-end business process transformation.
- **Sbarro, LLC**, - pizzeria chain that specializes in New York style pizza by the slice and other Italian-American cuisine.
- **Protection One** - full service security provider.
- **ADT Security Services, Inc.** - provides electronic security, fire protection, and other related alarm monitoring services.

Amounts paid to the Sponsors' portfolio companies are included in the table above and we believe such transactions are conducted at fair value.

In addition, certain entities affiliated with or under the control of our Sponsors may from time to time transact in and hold our debt securities, and participate in any modifications of such instruments on terms available to any other holder of our debt.

Caesars Acquisition Company

As described in Note 2, CAC is the sole voting member of CGP, our consolidated VIE, and common control exists between CAC and Caesars through the majority beneficial ownership of both by Hamlet Holdings. Pursuant to the operating agreement of CGP, CGP pays certain expenses on behalf of CAC. These expenses, which are included in the table above, commenced in 2013 and are reflected as distributions to a noncontrolling interest holder in the consolidated statements of equity. The year ended December 31, 2016 includes \$285 million related to CAC's estimated current income tax expense on the gain on sale of the SMG Business. Under its operating agreement, CGP is required to distribute funds to CAC that will be used to pay CAC's tax obligation resulting from the sale. During the fourth quarter of 2016, CGP made tax payments of \$240 million related to the sale of the SMG Business.

Transactions with CEOC

As described in Note 2, upon its filing for reorganization under Chapter 11 of the Bankruptcy Code and its subsequent deconsolidation, transactions with CEOC are no longer eliminated in consolidation and are considered related party transactions for Caesars. A summary of these transactions is provided in the table above.

CEOC Shared Services Agreement

Pursuant to a shared services agreement, CEOC provides Caesars with certain corporate and administrative services, and the costs of these services are allocated to Caesars. Certain services are now provided by CES (see Note 1).

Prior to the deconsolidation of CEOC, we were self-insured for employee medical (health, dental, and vision) and risk products, including workers compensation and surety bonds, and our insurance claims and reserves included accruals of estimated settlements for known claims, as well as accruals of actuarial estimates of incurred but not reported claims.

CAESARS ENTERTAINMENT CORPORATION
NOTES TO CONSOLIDATED FINANCIAL STATEMENTS (CONTINUED)

We continue to be self-insured for workers compensation and other risk insurance as of December 31, 2016. Caesars Entertainment provides insurance coverage to CEOC and receives insurance premiums on an installment basis, which are intended to cover claims processed on CEOC's behalf. We prepay CEOC for estimated employee medical insurance claims.

Services Joint Venture

CES provides certain corporate and administrative services to its Members, and the costs of these services are allocated among the Members. Accordingly, CERP and CGP are allocated 21.8% and 12.8%, respectively, and CEOC reimburses CES for its allocated costs. The CES allocated costs include amounts for insurance coverage (see Note 1).

Management Fees

In 2014, CEOC sold to CGP, among other things, four properties (The Cromwell, The LINQ Hotel, Bally's Las Vegas, and Harrah's New Orleans), related intellectual property, and 50% of certain ongoing management fees. Under the terms of the agreements governing this transaction, each property remained under management by CEOC, until CEOC assigned the management agreements to CES. CEOC continues to receive ongoing management fees during the term of the related property management agreement consisting of a (i) base management fee of 2% of monthly net operating revenues and (ii) an incentive management fee in an amount equal to 5% of EBITDA for each operating year. Each property also licenses enterprise-wide intellectual property from CLC. The agreements governing this transaction also provide that CEC and CEOC will indemnify CGP LLC for the failure of CEC and CEOC to perform or fulfill any of their covenants or breach any of their representations and warranties under the agreements among other agreed upon matters.

Octavius Tower Lease Agreement

Under the Octavius Tower lease agreement, CEOC leases the Octavius Tower at Caesars Palace Las Vegas from CERP and pays rent totaling \$35 million annually through expiration in April 2026.

LINQ Access and Parking Easement Lease Agreement

Under the LINQ Access and Parking Easement lease agreement, CEOC leases the parking lot behind The LINQ promenade and The LINQ Hotel to CERP and CGP. Together, CERP and CGP pay approximately \$2 million annually, subject to a 3% annual increase through expiration in April 2028. Amounts are included within other expenses incurred in the table above.

Service Provider Fee

CEOC, CERP and CGP have a shared services agreement under which CERP and CGP pay for certain indirect corporate support costs. CEOC is authorized to charge CERP and CGP for an amount equal to 21.8% and 12.8%, respectively, of unallocated corporate support costs. Amounts are included within other expenses incurred in the table above.

Cross Marketing and Trademark License Agreement

CIE and CEOC have a Cross Marketing and Trademark License Agreement in effect until December 31, 2026, unless terminated earlier pursuant to the terms of the agreement. The agreement grants CIE the exclusive right to use various brands of Caesars Entertainment in connection with social and mobile games and online real money gaming in exchange for a 3% royalty. This agreement also provides for cross-marketing and promotional activities between CIE and CEOC, including participation by CIE in Caesars' Total Rewards loyalty program. CEOC also receives a revenue share from CIE for customer referrals. Amounts are included within other expenses incurred in the table above.

Effective upon Closing, CIE and Playtika, formerly a wholly-owned subsidiary of CIE and now a wholly-owned subsidiary of the buyer of the SMG Business, executed a separate sub-license agreement extending substantially the same rights and obligations to both parties beyond the sale through December 31, 2026.

Equity Incentive Awards

Caesars maintains an equity incentive awards plan under which CEC may issue time-based and performance-based stock options, restricted stock units and restricted stock awards to CEOC employees. Although awards under the plan result in the issuance of shares of CEC, because CEOC is no longer a consolidated subsidiary of CEC, we have accounted for these awards as nonemployee awards subsequent to the date of deconsolidation.

CAESARS ENTERTAINMENT CORPORATION
NOTES TO CONSOLIDATED FINANCIAL STATEMENTS (CONTINUED)

Employee Benefit Plans

CEC maintains a defined contribution savings and retirement plan in which employees of CEOC may participate. The plan provides for, among other things, pre-tax and after-tax contributions by employees. Under the plan, participating employees may elect to contribute up to 50% of their eligible earnings (subject to certain IRS and plan limits). In addition, employees subject to collective bargaining agreements receive benefits through the multi-employer pension plans sponsored by the organization in which they are a member. The expenses related to contributions made to the plans on their behalf are allocated to the properties at which they are employed.

Total Rewards Loyalty Program

CEOC's customer loyalty program, Total Rewards, offers incentives to customers from their spending related to on-property entertainment expenses, including gaming, hotel, dining, and retail shopping at our and CEOC's resort properties located in the U.S. and Canada. Under the program, customers are able to accumulate, or bank, Reward Credits over time that they may redeem at their discretion under the terms of the program. The Reward Credit balance will be forfeited if the customer does not earn a Reward Credit over the prior six-month period. As a result of the ability of the customer to bank the Reward Credits, CEOC estimates the cost of fulfilling the redemption of Reward Credits, after consideration of estimated forfeitures (referred to as "breakage") based upon the cost of historical redemptions. The estimated value of Reward Credits is expensed as the Reward Credits are earned by customers and is included in direct casino expense. The total estimated cost is accrued by CEOC, with the incremental charges related to our casino properties included in due to affiliates, net in the Balance Sheets.

Due from/to Affiliates

Amounts due to or from affiliates for each counterparty represent the net receivable or payable as of the end of the reporting period primarily resulting from the transactions described above and are settled on a net basis by each counterparty in accordance with the legal and contractual restrictions governing transactions by and among Caesars' consolidated entities and CEOC. The amount due from CEOC represents the maximum exposure to loss as a result of Caesars' involvement with CEOC, and the amount is reported net of an allowance for doubtful accounts of \$12 million.

As of December 31, 2016 and 2015, due from affiliates was \$64 million and \$34 million, respectively, and represented a receivable due to CES from CEOC for shared services performed on behalf of CEOC.

As of December 31, 2016 and 2015, due to affiliates was \$112 million and \$16 million, respectively, and represented a payable due to CEOC primarily from CGP for shared services performed on their behalf.

Note 19 — Segment Reporting

We view each casino property and CIE as operating segments and currently aggregate all such casino properties into two reportable segments based on management's view of these properties, which aligns with their ownership and underlying credit structures: CERP and CGP. Through June 30, 2016, we presented CGP as two separate reportable segments: CGP Casinos and CIE. Subsequent to the sale of the SMG Business (see Note 1) the remaining CIE business is not material. Therefore, we no longer consider CIE to be a separate reportable segment, and CGP Casinos and CIE have been combined for all periods presented as the CGP segment. Additionally, CEOC was a reportable segment until its deconsolidation effective January 15, 2015.

The results of each reportable segment presented below are consistent with the way Caesars management assesses these results and allocates resources, which is a consolidated view that adjusts for the impact of certain transactions between reportable segments within Caesars, as described below. Accordingly, the results of certain reportable segments presented in this filing differ from the financial statement information presented in their standalone filings.

"Other" includes parent, consolidating, and other adjustments to reconcile to consolidated Caesars results.

CAESARS ENTERTAINMENT CORPORATION
NOTES TO CONSOLIDATED FINANCIAL STATEMENTS (CONTINUED)

Condensed Statements of Operations - By Segment

| | Year Ended December 31, 2016 | | | | |
|---|------------------------------|--------|---------|-------------|---------|
| <i>(In millions)</i> | CERP | CGP | Other | Elimination | CEC |
| Other revenues | \$ 325 | \$ 217 | \$ 4 | \$ (19) | \$ 527 |
| Net revenues | 2,195 | 1,697 | 4 | (19) | 3,877 |
| Depreciation and amortization | 258 | 180 | 1 | — | 439 |
| Income/(loss) from operations | 389 | 20 | (152) | — | 257 |
| Interest expense | (396) | (198) | (5) | — | (599) |
| Deconsolidation and restructuring of CEOC and other | — | 2 | (5,760) | — | (5,758) |
| Income tax benefit/(provision) from continuing operations | 4 | 1 | (32) | — | (27) |

| | Year Ended December 31, 2015 | | | | | |
|---|------------------------------|--------|--------|-------|-------------|--------|
| <i>(In millions)</i> | CEOC | CERP | CGP | Other | Elimination | CEC |
| Other revenues | \$ 12 | \$ 307 | \$ 182 | \$ 26 | \$ (32) | \$ 495 |
| Net revenues | 164 | 2,154 | 1,620 | 26 | (35) | 3,929 |
| Depreciation and amortization | 13 | 210 | 151 | — | — | 374 |
| Impairment of tangible and other intangible assets | — | — | 1 | — | — | 1 |
| Income/(loss) from operations | 9 | 411 | 253 | (328) | 1 | 346 |
| Interest expense | (87) | (399) | (195) | (4) | 2 | (683) |
| Deconsolidation and restructuring of CEOC and other | — | — | 4 | 6,113 | (2) | 6,115 |
| Income tax benefit/(provision) from continuing operations | — | (5) | 2 | 122 | — | 119 |

| | Year Ended December 31, 2014 | | | | | |
|---|------------------------------|--------|--------|--------|-------------|---------|
| <i>(In millions)</i> | CEOC ⁽¹⁾ | CERP | CGP | Other | Elimination | CEC |
| Other revenues | \$ 337 | \$ 316 | \$ 175 | \$ 101 | \$ (187) | \$ 742 |
| Net revenues | 4,812 | 2,065 | 1,319 | 101 | (330) | 7,967 |
| Depreciation and amortization | 341 | 200 | 115 | 3 | (1) | 658 |
| Impairment of goodwill | 251 | 289 | 155 | — | — | 695 |
| Impairment of tangible and other intangible assets | 308 | (12) | 3 | — | — | 299 |
| Income/(loss) from operations | (323) | (32) | (221) | 14 | 7 | (555) |
| Interest expense | (2,184) | (389) | (169) | (17) | 90 | (2,669) |
| Deconsolidation and restructuring of CEOC and other | (100) | — | 132 | (30) | (97) | (95) |
| Income tax benefit/(provision) from continuing operations | 264 | 28 | 231 | 73 | — | 596 |

⁽¹⁾ Includes foreign net revenues of \$337 million.

Property EBITDA - by Segment

Property earnings before interest, taxes, depreciation and amortization (“EBITDA”) is presented as a measure of the Company’s performance. Property EBITDA is defined as revenues less property operating expenses and is comprised of net income/(loss) before (i) interest expense, net of interest capitalized and interest income, (ii) income tax (benefit)/provision, (iii) depreciation and amortization, (iv) corporate expenses, and (v) certain items that we do not consider indicative of its ongoing operating performance at an operating property level. As a result of the sale of the SMG Business (see Note 17), we have determined that CIE stock-based compensation expense should be excluded from Property EBITDA as management no longer considers such expense to be indicative of Caesars Entertainment’s ongoing consolidated or segment operating performance. Therefore, Property EBITDA has been recast for prior periods to be consistent to the current year presentation.

CAESARS ENTERTAINMENT CORPORATION
NOTES TO CONSOLIDATED FINANCIAL STATEMENTS (CONTINUED)

In the future, we may incur expenses that are the same or similar to some of the adjustments in this presentation. The presentation of Property EBITDA should not be construed as an inference that future results will be unaffected by unusual or unexpected items.

Property EBITDA is a non-GAAP financial measure commonly used in our industry and should not be construed as an alternative to net income/(loss) as an indicator of operating performance or as an alternative to cash flow provided by operating activities as a measure of liquidity (as determined in accordance with GAAP). Property EBITDA may not be comparable to similarly titled measures reported by other companies within the industry. Property EBITDA is included because management uses Property EBITDA to measure performance and allocate resources, and believes that Property EBITDA provides investors with additional information consistent with that used by management.

| | Year Ended December 31, 2016 | | | | |
|--|------------------------------|---------------|-------------|---------------|-----------------|
| <i>(In millions)</i> | CERP | CGP | Other | Elimination | CEC |
| Net income/(loss) attributable to company | \$ (3) | \$ 3,953 | \$ (7,519) | \$ — | \$ (3,569) |
| Net income/(loss) attributable to noncontrolling interests | — | (28) | 850 | — | 822 |
| Discontinued operations, net of income taxes | — | (4,100) | 720 | — | (3,380) |
| Income tax (benefit)/provision | (4) | (1) | 32 | — | 27 |
| Deconsolidation and restructuring of CEOC and other | — | (2) | 5,760 | — | 5,758 |
| Interest expense | 396 | 198 | 5 | — | 599 |
| Depreciation and amortization | 258 | 180 | 1 | — | 439 |
| Corporate expense | 43 | 29 | 96 | (2) | 166 |
| Other operating costs | 7 | 21 | 61 | — | 89 |
| CIE stock-based compensation | — | 189 | — | — | 189 |
| Property EBITDA | <u>\$ 697</u> | <u>\$ 439</u> | <u>\$ 6</u> | <u>\$ (2)</u> | <u>\$ 1,140</u> |

| | Year Ended December 31, 2015 | | | | | |
|--|------------------------------|---------------|---------------|--------------|----------------|-----------------|
| <i>(In millions)</i> | CEOC | CERP | CGP | Other | Elimination | CEC |
| Net income/(loss) attributable to company | \$ (85) | \$ 7 | \$ 220 | \$ 5,777 | \$ 1 | \$ 5,920 |
| Net income/(loss) attributable to noncontrolling interests | — | — | 6 | 126 | — | 132 |
| Discontinued operations, net of income taxes | 7 | — | (162) | — | — | (155) |
| Income tax (benefit)/provision | — | 5 | (2) | (122) | — | (119) |
| Deconsolidation and restructuring of CEOC and other | — | — | (4) | (6,113) | 2 | (6,115) |
| Interest expense | 87 | 399 | 195 | 4 | (2) | 683 |
| Depreciation and amortization | 13 | 210 | 151 | — | — | 374 |
| Impairment of tangible and other intangible assets | — | — | 1 | — | — | 1 |
| Corporate expense | 5 | 47 | 39 | 95 | (12) | 174 |
| Other operating costs | 4 | 4 | (105) | 249 | — | 152 |
| CIE stock-based compensation | — | — | 31 | — | — | 31 |
| Property EBITDA | <u>\$ 31</u> | <u>\$ 672</u> | <u>\$ 370</u> | <u>\$ 16</u> | <u>\$ (11)</u> | <u>\$ 1,078</u> |

CAESARS ENTERTAINMENT CORPORATION
NOTES TO CONSOLIDATED FINANCIAL STATEMENTS (CONTINUED)

| | Year Ended December 31, 2014 | | | | | |
|--|------------------------------|---------------|---------------|-------------|---------------|-----------------|
| <i>(In millions)</i> | CEOC | CERP | CGP | Other | Elimination | CEC |
| Net income/(loss) attributable to company | \$ (2,524) | \$ (393) | \$ 39 | \$ 95 | \$ — | \$ (2,783) |
| Net income/(loss) attributable to noncontrolling interests | 8 | — | (33) | (58) | — | (83) |
| Discontinued operations, net of income taxes | 173 | — | (33) | 3 | — | 143 |
| Income tax (benefit)/provision | (264) | (28) | (231) | (73) | — | (596) |
| Deconsolidation and restructuring of CEOC and other | 100 | — | (132) | 30 | 97 | 95 |
| Interest expense | 2,184 | 389 | 169 | 17 | (90) | 2,669 |
| Depreciation and amortization | 341 | 200 | 115 | 3 | (1) | 658 |
| Impairment of goodwill | 251 | 289 | 155 | — | — | 695 |
| Impairment of tangible and other intangible assets | 308 | (12) | 3 | — | — | 299 |
| Corporate expense | 139 | 60 | 23 | 13 | (3) | 232 |
| Other operating costs | 106 | 15 | 111 | (24) | (5) | 203 |
| CIE stock-based compensation | — | — | 49 | — | — | 49 |
| Property EBITDA | <u>\$ 822</u> | <u>\$ 520</u> | <u>\$ 235</u> | <u>\$ 6</u> | <u>\$ (2)</u> | <u>\$ 1,581</u> |

Condensed Balance Sheets - By Segment

| | As of December 31, 2016 | | | | |
|----------------------|-------------------------|----------|----------|-------------|-----------|
| <i>(In millions)</i> | CERP | CGP | Other | Elimination | CEC |
| Total assets | \$ 6,941 | \$ 7,353 | \$ 1,246 | \$ (646) | \$ 14,894 |
| Total liabilities | 5,903 | 2,709 | 7,758 | (58) | 16,312 |

| | As of December 31, 2015 | | | | |
|----------------------|-------------------------|----------|----------|-------------|-----------|
| <i>(In millions)</i> | CERP | CGP | Other | Elimination | CEC |
| Total assets | \$ 7,028 | \$ 4,518 | \$ 1,409 | \$ (749) | \$ 12,206 |
| Total liabilities | 6,073 | 2,798 | \$ 1,157 | (55) | 9,973 |

Note 20 — Subsequent Events

Amendment to the CGP Operating Agreement

On February 13, 2017, CEC, CAC and certain subsidiaries of CEC (the "CEC Members") entered into the third amendment to the CGP Operating Agreement to, among other things, (a) provide for the tax treatment of the allocations of net profits and net losses of the capital accounts of CGP regarding certain non-pro rata distributions made to CAC and the CEC Members pursuant to the CGP Operating Agreement, as amended on September 23, 2016 and October 7, 2016 and by the third amendment referred to herein (together with such amendments, the "CGP Operating Agreement") and (b) permit a \$35 million special distribution to the CEC Members to satisfy certain payment obligations as set forth in the CIE Proceeds Agreement (see "Payment to CEOC" in Note 1). The foregoing description of the third amendment to the CGP Operating Agreement does not purport to be complete and is qualified in its entirety by reference to the third amendment to the CGP Operating Agreement, which is filed as Exhibit 10.93 hereto and incorporated herein by reference.

CAESARS ENTERTAINMENT CORPORATION
NOTES TO CONSOLIDATED FINANCIAL STATEMENTS (CONTINUED)

Note 21 — Quarterly Results of Operations (Unaudited)

| <i>(In millions, except per share amounts)</i> | First Quarter | Second Quarter | Third Quarter | Fourth Quarter | Total |
|--|------------------|-------------------|------------------|-------------------|----------|
| 2016 | | | | | |
| Net revenues | \$ 950 | \$ 992 | \$ 986 | \$ 949 | \$ 3,877 |
| Income/(loss) from operations | 88 | 111 | (44) | 102 | 257 |
| Net income/(loss) | (274) | (2,043) | 5 | (435) | (2,747) |
| Net loss attributable to Caesars | (308) | (2,077) | (643) | (541) | (3,569) |
| Basic loss per share | (2.12) | (14.25) | (4.38) | (3.68) | (24.41) |
| Diluted loss per share | (2.12) | (14.25) | (4.38) | (3.68) | (24.41) |
| 2015 | | | | | |
| Net revenues | \$ 1,085 | \$ 966 | \$ 957 | \$ 921 | \$ 3,929 |
| Income from operations | 93 | 128 | 84 | 41 | 346 |
| Net income/(loss) | 6,797 | 50 | (756) | (39) | 6,052 |
| Net income/(loss) attributable to Caesars | 6,772 | 15 | (791) | (76) | 5,920 |
| Basic earnings/(loss) per share | 46.81 | 0.10 | (5.44) | (0.54) | 40.88 |
| Diluted earnings/(loss) per share | 46.12 | 0.10 | (5.44) | (0.54) | 40.26 |

As described in Note 1, during 2016, we significantly increased our accrual for restructuring commitments beginning in the first quarter, and our accrual was updated quarterly. In addition, as described in Note 17, during the third quarter of 2016, CIE sold its SMG Business, which resulted in a pre-tax gain of approximately \$4.2 billion.

During the year ended December 31, 2015, Caesars Entertainment recognized a \$7.1 billion gain associated with the deconsolidation of CEOC. See Note 2.

ITEM 9. Changes in and Disagreements with Accountants on Accounting and Financial Disclosure

None.

ITEM 9A. Controls and Procedures

a. Disclosure Controls and Procedures

We maintain disclosure controls and procedures designed to provide reasonable assurance that information required to be disclosed in reports filed under the Exchange Act is recorded, processed, summarized, and reported within the specified time periods and accumulated and communicated to our management, including our principal executive officer and principal financial officer, as appropriate, to allow timely decisions regarding required disclosures.

Our management, with the participation of our CEO and CFO, evaluated the effectiveness of our disclosure controls and procedures (as defined in Rules 13a-15(e) or 15d-15(e) promulgated under the Exchange Act) as of December 31, 2016. Based on these evaluations, our CEO and CFO concluded that our disclosure controls and procedures required by paragraph (b) of Rules 13a-15 or 15d-15 were effective as of December 31, 2016, at a reasonable assurance level.

b. Management's Report on Internal Control Over Financial Reporting

Our management is responsible for establishing and maintaining effective internal control over financial reporting as defined in Rules 13a-15(f) and 15d-15(f) under the Exchange Act. This system is designed to provide reasonable assurance regarding the reliability of financial reporting and the preparation of consolidated financial statements for external purposes in accordance with U.S. GAAP. Because of the inherent limitations of internal control over financial reporting, including the possibility of collusion or improper management override of controls, misstatements due to error or fraud may not be prevented or detected on a timely basis.

Our management performed an assessment of the effectiveness of our internal control over financial reporting as of December 31, 2016, utilizing the criteria discussed in the "Internal Control - Integrated Framework (2013)" issued by the Committee of Sponsoring Organizations of the Treadway Commission. The objective of this assessment was to determine whether our internal control over financial reporting was effective as of December 31, 2016. Based on management's assessment, we have concluded that our internal control over financial reporting was effective as of December 31, 2016.

The effectiveness of our internal control over financial reporting has been audited by Deloitte & Touche LLP, an independent registered public accounting firm, as stated in its report, which is included herein.

c. Changes in Internal Control over Financial Reporting

We have commenced several transformation initiatives, including implementing new general ledger software to automate and simplify our business processes. These are long-term initiatives that we believe will enhance our internal control over financial reporting due to increased automation and integration of related processes. We will continue to monitor and evaluate our internal control over financial reporting throughout the transformation.

There have not been any other changes in our internal control over financial reporting during the three months ended December 31, 2016, that have materially affected, or are reasonably likely to materially affect, our internal control over financial reporting.

REPORT OF INDEPENDENT REGISTERED PUBLIC ACCOUNTING FIRM

To the Board of Directors and Stockholders of
Caesars Entertainment Corporation:

We have audited the internal control over financial reporting of Caesars Entertainment Corporation and subsidiaries (the "Company") as of December 31, 2016, based on the criteria established in *Internal Control - Integrated Framework (2013)* issued by the Committee of Sponsoring Organizations of the Treadway Commission. The Company's management is responsible for maintaining effective internal control over financial reporting and for its assessment of the effectiveness of internal control over financial reporting, included in the accompanying Management's Annual Report on Internal Control Over Financial Reporting. Our responsibility is to express an opinion on the Company's internal control over financial reporting based on our audit.

We conducted our audit in accordance with the standards of the Public Company Accounting Oversight Board (United States). Those standards require that we plan and perform the audit to obtain reasonable assurance about whether effective internal control over financial reporting was maintained in all material respects. Our audit included obtaining an understanding of internal control over financial reporting, assessing the risk that a material weakness exists, testing and evaluating the design and operating effectiveness of internal control based on the assessed risk, and performing such other procedures as we considered necessary in the circumstances. We believe that our audit provides a reasonable basis for our opinion.

A company's internal control over financial reporting is a process designed by, or under the supervision of, the company's principal executive and principal financial officers, or persons performing similar functions, and effected by the company's board of directors, management, and other personnel to provide reasonable assurance regarding the reliability of financial reporting and the preparation of financial statements for external purposes in accordance with generally accepted accounting principles. A company's internal control over financial reporting includes those policies and procedures that (1) pertain to the maintenance of records that, in reasonable detail, accurately and fairly reflect the transactions and dispositions of the assets of the company; (2) provide reasonable assurance that transactions are recorded as necessary to permit preparation of financial statements in accordance with generally accepted accounting principles, and that receipts and expenditures of the company are being made only in accordance with authorizations of management and directors of the company; and (3) provide reasonable assurance regarding prevention or timely detection of unauthorized acquisition, use, or disposition of the company's assets that could have a material effect on the financial statements.

Because of the inherent limitations of internal control over financial reporting, including the possibility of collusion or improper management override of controls, material misstatements due to error or fraud may not be prevented or detected on a timely basis. Also, projections of any evaluation of the effectiveness of the internal control over financial reporting to future periods are subject to the risk that the controls may become inadequate because of changes in conditions, or that the degree of compliance with the policies or procedures may deteriorate.

In our opinion, the Company maintained, in all material respects, effective internal control over financial reporting as of December 31, 2016, based on the criteria established in *Internal Control - Integrated Framework (2013)* issued by the Committee of Sponsoring Organizations of the Treadway Commission.

We have also audited, in accordance with the standards of the Public Company Accounting Oversight Board (United States), the consolidated financial statements and financial statement schedule as of and for the year ended December 31, 2016 of the Company and our report dated February 14, 2017 expressed an unqualified opinion on those financial statements and financial statement schedule and included an emphasis of a matter paragraph regarding the Company's majority owned subsidiary, Caesars Entertainment Operating Company, Inc. (CEOC) and certain of its U.S. subsidiaries filing for reorganization under Chapter 11 of the Bankruptcy Code, which resulted in the Company deconsolidating CEOC effective January 15, 2015; and an explanatory paragraph regarding uncertainties that raise substantial doubt about the ability of the Company to continue as a going concern.

/s/ DELOITTE & TOUCHE LLP

Las Vegas, Nevada

February 14, 2017

ITEM 9B. Other Information

Amendment to the CGP Operating Agreement

On February 13, 2017, CEC, CAC and certain subsidiaries of CEC (the "CEC Members") entered into the third amendment to the CGP Operating Agreement to, among other things, (a) provide for the tax treatment of the allocations of net profits and net losses of the capital accounts of CGP regarding certain non-pro rata distributions made to CAC and the CEC Members pursuant to the CGP Operating Agreement, as amended on September 23, 2016 and October 7, 2016 and by the third amendment referred to herein (together with such amendments, the "CGP Operating Agreement") and (b) permit a \$35 million special distribution to the CEC Members to satisfy certain payment obligations as set forth in the CIE Proceeds Agreement (see "Payment to CEOC" in Note 1). The foregoing description of the third amendment to the CGP Operating Agreement does not purport to be complete and is qualified in its entirety by reference to the third amendment to the CGP Operating Agreement, which is filed as Exhibit 10.93 hereto and incorporated herein by reference.

PART III

ITEM 10. Directors, Executive Officers, and Corporate Governance.

We incorporate by reference the information regarding executive officers included in Item 1 of this report and appearing under the captions “Executive Officers,” “Corporate Governance - Section 16(a) Beneficial Ownership Reporting Compliance” and “Corporate Governance - Code of Ethics” in our definitive Proxy Statement for our 2017 Annual Meeting of Stockholders, which we expect to file with the Securities and Exchange Commission on or about April 5, 2017 (the “Proxy Statement”).

ITEM 11. Executive Compensation.

We incorporate by reference the information appearing under the captions “Executive Compensation” and “Corporate Governance - Human Resources Committee Interlocks and Insider Participation” in the Proxy Statement.

ITEM 12. Security Ownership of Certain Beneficial Owners and Management and Related Stockholder Matters.

We incorporate by reference the information appearing under the caption “Security Ownership of Certain Beneficial Owners and Management” in the Proxy Statement. The information under Part II, Item 5. “Market for the Company’s Common Stock, Related Stockholder Matters and Issuer Purchases of Equity Securities - Equity Compensation Plan Information” of this report is also incorporated herein by reference.

ITEM 13. Certain Relationships and Related Transactions, and Director Independence.

We incorporate by reference the information appearing under the captions “Certain Relationships and Related Party Transactions” and “Corporate Governance - Director Independence” in the Proxy Statement.

ITEM 14. Principal Accountant Fees and Services.

We incorporate by reference the information appearing under the caption “Proposal 4 - Ratification of Appointment of Independent Registered Public Accounting Firm” in the Proxy Statement.

PART IV

ITEM 15. Exhibits, Financial Statement Schedules.

- (a) 1. Financial statements of the Company (including related notes to consolidated financial statements) filed as part of this report are listed below (see Item 8):

Report of Independent Registered Public Accounting Firm.

Consolidated Balance Sheets as of December 31, 2016 and 2015.

Consolidated Statements of Operations and Comprehensive Income/(Loss) for the Years Ended December 31, 2016, 2015, and 2014.

Consolidated Statements of Stockholders' Equity/(Deficit) for the Years Ended December 31, 2016, 2015, and 2014.

Consolidated Statements of Cash Flows for the Years Ended December 31, 2016, 2015, and 2014.

2. Financial statement schedules of the Company as follows:

Schedule I—Condensed Financial Information of Registrant Parent Company Only as of December 31, 2016 and 2015 and for the Years Ended December 31, 2016, 2015, and 2014.

We have omitted schedules other than the ones listed above because they are not required or are not applicable, or the required information is shown in the financial statements or notes to the financial statements.

3. Exhibits

| Exhibit Number | Exhibit Description | Filed Herewith | Incorporated by Reference | | | |
|----------------|---|----------------|---------------------------|---------------|---------|-------------|
| | | | Form | Period Ending | Exhibit | Filing Date |
| 2.1 | Transaction Agreement, dated March 1, 2014, by and among the Caesars Entertainment Corporation, Caesars Entertainment Operating Company, Inc., Caesars License Company, LLC, Harrah's New Orleans Management Company, Corner Investment Company, LLC, 3535 LV Corp., Parball Corporation, JCC Holding Company II, LLC, Caesars Acquisition Company and Caesars Growth Partners, LLC. | — | 8-K | — | 2.1 | 3/3/2014 |
| 2.2 | First Amendment to the Transaction Agreement, dated May 5, 2014, by and among Caesars Entertainment Corporation, Caesars Entertainment Operating Company, Inc., Caesars License Company, LLC, Harrah's New Orleans Management Company, Corner Investment Company, LLC, 3535 LV Corp., Parball Corporation, JCC Holding Company II, LLC, Caesars Acquisition Company, Caesars Growth Partners, LLC | — | 8-K | — | 2.1 | 5/6/2014 |
| 2.3 | Omnibus License and Enterprise Services Agreement, dated as of May 20, 2014, by and among Caesars Enterprise Services, LLC, Caesars Entertainment Operating Company, Inc., Caesars Entertainment Resort Properties LLC and Caesars Growth Properties Holdings, LLC. | — | 8-K | — | 2.1 | 5/21/2014 |

| Exhibit Number | Exhibit Description | Filed Herewith | Incorporated by Reference | | | |
|----------------|---|----------------|---------------------------|---------------|---------|-------------|
| | | | Form | Period Ending | Exhibit | Filing Date |
| 2.4 | Agreement and Plan of Merger, dated as of December 21, 2014, between Caesars Acquisition Company and Caesars Entertainment Corporation.* | — | 8-K | — | 2.1 | 12/22/2014 |
| 2.5 | Amended and Restated Agreement and Plan of Merger, dated as of July 9, 2016, between Caesars Acquisition Company and Caesars Entertainment Corporation. | — | 8-K | — | 2.1 | 7/11/2016 |
| 3.1 | Second Amended and Restated Certificate of Incorporation of Caesars Entertainment Corporation, dated February 8, 2012. | — | 10-K | 12/31/2011 | 3.7 | 3/15/2012 |
| 3.2 | Amended Bylaws of Caesars Entertainment Corporation, as amended, dated February 8, 2012. | — | 10-K | 12/31/2011 | 3.8 | 3/15/2012 |
| 4.1 | Indenture, dated as of October 11, 2013, among the CERP Entities, the Subsidiary Guarantors and U.S. Bank National Association, as trustee, relating to the 8% First-Priority Senior Secured Notes due 2020. | — | 8-K | — | 4.1 | 10/15/2013 |
| 4.2 | Second Supplemental Indenture, dated as of October 15, 2014, among the CERP Entities and U.S. Bank National Association, as trustee, relating to the 8% First-Priority Senior Secured Notes due 2020. | — | ***S-4 | — | 4.2 | 10/16/2014 |
| 4.3 | Indenture, dated as of October 11, 2013, among the CERP Entities, the Subsidiary Guarantors and U.S. Bank National Association, as trustee, relating to the 11% Second-Priority Senior Secured Notes due 2021. | — | 8-K | — | 4.2 | 10/15/2013 |
| 4.4 | Registration Rights Agreement, dated as of October 11, 2013, by and among the CERP Entities, the Subsidiary Guarantors and Citigroup Global Markets Inc., as representative of the initial purchasers. | — | 8-K | — | 4.3 | 10/15/2013 |
| 4.5 | Second Supplemental Indenture, dated as of October 15, 2014, among the CERP Entities and U.S. Bank National Association, as trustee, relating to the 11% Second-Priority Senior Secured Notes due 2021. | — | ***S-4 | — | 4.4 | 10/16/2014 |
| 10.1 | Amendment Agreement, dated as of July 25, 2014, among Caesars Entertainment Corporation, Caesars Entertainment Operating Company, Inc., the Lenders party thereto, Bank of America, N.A., as Former Administrative Agent, and Credit Suisse AG, Cayman Islands Branch, as New Administrative Agent. | — | 8-K | — | 10.1 | 7/28/2014 |

| Exhibit Number | Exhibit Description | Filed Herewith | Incorporated by Reference | | | |
|----------------|---|----------------|---------------------------|---------------|---------|-------------|
| | | | Form | Period Ending | Exhibit | Filing Date |
| 10.2 | Reaffirmation Agreement, dated as of July 25, 2014, among Caesars Entertainment Corporation, Caesars Entertainment Operating Company, Inc. each Subsidiary Loan Party party thereto, the lenders party thereto and Credit Suisse AG, Cayman Islands Branch, as administrative agent under the Third Amended and Restated Credit Agreement dated as of July 25, 2014, among Caesars Entertainment Corporation, Caesars Entertainment Operating Company, Inc., the lenders party thereto from time to time and the other parties party thereto. | — | **10-Q | 6/30/2014 | 10.41 | 8/14/2014 |
| 10.3 | Amended and Restated Collateral Agreement dated and effective as of January 28, 2008 (as amended and restated on June 10, 2009), among Harrah's Operating Company, Inc., each Subsidiary Party that is party thereto and Bank of America, N.A., as Collateral Agent. | — | 8-K | — | 10.3 | 6/15/2009 |
| 10.4 | Other First Lien Secured Party Consent to the Collateral Agreement, dated as of October 5, 2012, by U.S. Bank National Association, as agent or trustee for persons who shall become "Secured Parties" under the Collateral Agreement dated as of January 28, 2008, as amended and restated as of June 10, 2009. | — | 8-K | — | 10.3 | 10/10/2012 |
| 10.5 | Amended and Restated Guaranty and Pledge Agreement dated and effective as of January 28, 2008 (as amended and restated on June 10, 2009), made by Harrah's Entertainment, Inc. (as successor to Hamlet Merger Inc.) in favor of Bank of America, N.A., as Administrative Agent and Collateral Agent. | — | 8-K | — | 10.4 | 6/15/2009 |
| 10.6 | Other First Lien Secured Party Consent to the Guaranty and Pledge Agreement, dated as of October 5, 2012, by U.S. Bank National Association, as agent or trustee for persons who shall become "Secured Parties" under the Guaranty and Pledge Agreement dated as of January 28, 2008, as amended and restated as of June 10, 2009. | — | 8-K | — | 10.4 | 10/10/2012 |
| 10.7 | Other First Lien Secured Party Consent to the Collateral Agreement, dated as of February 20, 2013, by U.S. Bank National Association, as agent or trustee for persons who shall become "Secured Parties" under the Collateral Agreement dated as of January 28, 2008, as amended and restated as of June 10, 2009. | — | 8-K | — | 10.2 | 2/20/2013 |

| Exhibit Number | Exhibit Description | Filed Herewith | Incorporated by Reference | | | |
|----------------|--|----------------|---------------------------|---------------|---------|-------------|
| | | | Form | Period Ending | Exhibit | Filing Date |
| 10.8 | Other First Lien Secured Party Consent to the Collateral Agreement, dated as of March 27, 2013, by U.S. Bank National Association, as agent or trustee for persons who shall become “Secured Parties” under the Collateral Agreement dated as of January 28, 2008, as amended and restated as of June 10, 2009. | — | 8-K | — | 10.4 | 3/28/2013 |
| 10.9 | Other First Lien Secured Party Consent to the Guaranty and Pledge Agreement, dated as of February 20, 2013, by U.S. Bank National Association, as agent or trustee for persons who shall become “Secured Parties” under the Guaranty and Pledge Agreement dated as of January 28, 2008, as amended and restated as of June 10, 2009. | — | 8-K | — | 10.3 | 2/20/2013 |
| 10.10 | Other First Lien Secured Party Consent to the Guaranty and Pledge Agreement, dated as of March 27, 2013, by U.S. Bank National Association, as agent or trustee for persons who shall become “Secured Parties” under the Guaranty and Pledge Agreement dated as of January 28, 2008, as amended and restated as of June 10, 2009. | — | 8-K | — | 10.5 | 3/28/2013 |
| 10.11 | Guaranty and Pledge Agreement, dated as of July 25, 2014, made by Caesars Entertainment Corporation in favor of Credit Suisse AG, Cayman Islands Branch, as administrative agent and collateral agent | — | 8-K | — | 10.2 | 7/28/2014 |
| 10.12 | Amendment to Guaranty and Pledge Agreement, dated as of August 21, 2015, among Caesars Entertainment Corporation, Credit Suisse AG, Cayman Islands Branch and the Requisite Lenders party thereto. | — | 8-K | — | 10.2 | 8/24/2015 |
| 10.13 | Intercreditor Agreement, dated as of January 28, 2008 by and among Bank of America, N.A. as administrative agent and collateral agent under the Credit Agreement, Citibank, N.A. as administrative agent under the Bridge-Loan Agreement and U.S. Bank National Association as Trustee under the Indenture. | — | 10-K | 12/31/2008 | 10.3 | 3/17/2009 |
| 10.14 | Intercreditor Agreement, dated as of December 24, 2008 among Bank of America, N.A. as Credit Agreement Agent, each Other First Priority Lien Obligations Agent from time to time, U.S. Bank National Association as Trustee and each collateral agent for any Future Second Lien Indebtedness from time to time. | — | 10-K | 12/31/2008 | 10.4 | 3/17/2009 |

| Exhibit Number | Exhibit Description | Filed Herewith | Incorporated by Reference | | | |
|----------------|--|----------------|---------------------------|---------------|---------|-------------|
| | | | Form | Period Ending | Exhibit | Filing Date |
| 10.15 | Joinder and Supplement to the Intercreditor Agreement, dated as of April 15, 2009 (to the Agreement dated December 24, 2008) by and among U.S. Bank National Association, as new trustee, U.S. Bank National Association, as Trustee under the Intercreditor Agreement, Bank of America, N.A., as Credit Agreement Agent under the Intercreditor Agreement, and any other First Lien Agent and Second Priority Agent from time to time party to the Intercreditor Agreement. | — | 8-K | — | 10.1 | 4/20/2009 |
| 10.16 | First Lien Intercreditor Agreement, dated as of June 10, 2009 (to the Agreement dated December 24, 2008), by and among Bank of America, N.A., as collateral agent for the First Lien Secured Parties and as Authorized Representative for the Credit Agreement Secured Parties, U.S. Bank National Association, as Authorized Representative for the Initial Other First Lien Secured Parties, and each additional Authorized Representative from time to time party to the First Lien Intercreditor Agreement. | — | 8-K/A | — | 10.1 | 6/11/2009 |
| 10.17 | Joinder and Supplement to Intercreditor Agreement, dated June 10, 2009 (to the Agreement dated December 24, 2008) by and among U.S. Bank National Association, as new trustee, U.S. Bank National Association, as Trustee under the Intercreditor Agreement, Bank of America, N.A., as Credit Agreement Agent under the Intercreditor Agreement, U.S. Bank National Association as a Second Priority Agent under the Intercreditor Agreement and any other First Lien Agent and Second Priority Agent from time to time party to the Intercreditor Agreement. (Exhibit A thereto incorporated by reference to exhibit 10.4 to the Registrant's Annual Report on Form 10-K filed March 17, 2009). | — | 8-K | — | 10.2 | 6/15/2009 |
| 10.18 | Joinder and Supplement to the Intercreditor Agreement, dated as of September 11, 2009 by and among U.S. Bank National Association, as new trustee, U.S. Bank National Association, as Trustee under the Intercreditor Agreement, Bank of America, N.A., as Credit Agreement Agent under the Intercreditor Agreement, and any other First Lien Agent and Second Priority Agent from time to time party to the Intercreditor Agreement related to the 11.25% Senior Secured Notes due 2017. | — | 8-K | — | 10.1 | 9/17/2009 |

| Exhibit Number | Exhibit Description | Filed Herewith | Incorporated by Reference | | | |
|----------------|---|----------------|---------------------------|---------------|---------|-------------|
| | | | Form | Period Ending | Exhibit | Filing Date |
| 10.19 | Joinder and Supplement to the Intercreditor Agreement, dated as of March 1, 2012, by and among U.S. Bank National Association, as new trustee, U.S. Bank National Association, as second priority agent, Bank of America, N.A., as credit agreement agent and U.S. Bank National Association, as other first priority lien obligations agent, relating to the 8.5% Senior Secured Notes due 2020. | — | 8-K | — | 10.3 | 3/2/2012 |
| 10.20 | Joinder and Supplement to the Intercreditor Agreement, dated as of October 5, 2012, by and among U.S. Bank National Association, as new trustee, U.S. Bank National Association, as second priority agent, Bank of America, N.A., as credit agreement agent and U.S. Bank National Association, as other first priority lien obligations agent. | — | 8-K | — | 10.2 | 10/10/2012 |
| 10.21 | Joinder and Supplement to the Intercreditor Agreement, dated as of February 20, 2013 (the Intercreditor Agreement dated December 24, 2008) , by and among U.S. Bank National Association, as new trustee, U.S. Bank National Association, as second priority agent, Bank of America, N.A., as credit agreement agent and U.S. Bank National Association, as other first priority. lien obligations agent. | — | 8-K | — | 10.1 | 2/20/2013 |
| 10.22 | Other First Lien Secured Party Consent to the Collateral Agreement, dated as of March 1, 2012, by U.S. Bank National Association, as agent or trustee for persons who shall become “Secured Parties” under the Collateral Agreement dated as of January 28, 2008, as amended and restated as of June 10, 2009. | — | 8-K | — | 10.4 | 3/2/2012 |
| 10.23 | Other First Lien Secured Party Consent to the Guaranty and Pledge Agreement, dated as of March 1, 2012, by U.S. Bank National Association, as agent or trustee for persons who shall become “Secured Parties” under the Guaranty and Pledge Agreement dated as of January 28, 2008, as amended and restated as of June 10, 2009. | — | 8-K | — | 10.5 | 3/2/2012 |
| 10.24 | Other First Lien Secured Party Consent, dated as of September 11, 2009, by U.S. Bank National Association, as agent or trustee for persons who shall become “Secured Parties” under the Amended and Restated Collateral Agreement dated and effective as of January 28, 2008 (as amended and restated on June 10, 2009). | — | 8-K | — | 10.2 | 9/17/2009 |

| Exhibit Number | Exhibit Description | Filed Herewith | Incorporated by Reference | | | |
|----------------|---|----------------|---------------------------|---------------|---------|-------------|
| | | | Form | Period Ending | Exhibit | Filing Date |
| 10.25 | Other First Lien Secured Party Consent, dated as of September 11, 2009, by U.S. Bank National Association, as agent or trustee for persons who shall become “Secured Parties” under the Amended and Restated Guaranty and Pledge Agreement dated and effective as of January 28, 2008 (as amended and restated on June 10, 2009). | — | 8-K | — | 10.3 | 9/17/2009 |
| 10.26† | Trust Agreement dated June 20, 2001 by and between Harrah’s Entertainment, Inc. and Wells Fargo Bank Minnesota, N.A. | — | 10-Q | 9/30/2001 | 10.4 | 11/9/2001 |
| 10.27† | Escrow Agreement, dated February 6, 1990, by and between The Promus Companies Incorporated, certain subsidiaries thereof, and Sovran Bank, as escrow agent. | — | 10-K | 12/29/1989 | Unknown | 3/28/1990 |
| 10.28† | Amendment to Escrow Agreement dated as of October 29, 1993 (to the Agreement dated February 6, 1990) among The Promus Companies Incorporated, certain subsidiaries thereof, and NationsBank, formerly Sovran Bank. | — | 10-K | 12/31/1993 | 10.66 | 3/28/1994 |
| 10.29† | Amendment, dated as of June 7, 1995 (the Agreement dated February 6, 1990 and amended on October 29, 1993), to Escrow Agreement among The Promus Companies Incorporated, certain subsidiaries thereof and NationsBank. | — | 8-K | — | 10.12 | 6/15/1995 |
| 10.30† | Amendment, dated as of July 18, 1996, to Escrow Agreement between Harrah’s Entertainment, Inc. and NationsBank. | — | 10-Q | 9/30/1996 | 10.1 | 11/12/1996 |
| 10.31† | Amendment, dated as of October 30, 1997, to Escrow Agreement between Harrah’s Entertainment, Inc., Harrah’s Operating Company, Inc. and NationsBank. | — | 10-K | 12/31/1997 | 10.82 | 3/10/1998 |
| 10.32† | Amendment to Escrow Agreement, dated April 26, 2000, between Harrah’s Entertainment, Inc. and Wells Fargo Bank Minnesota, N.A., Successor to Bank of America, N.A. | — | 10-Q | 9/30/2000 | 10.8 | 11/13/2000 |
| 10.33† | Letter Agreement with Wells Fargo Bank Minnesota, N.A., dated August 31, 2000, concerning appointment as Escrow Agent under Escrow Agreement for deferred compensation plans. | — | 10-Q | 9/30/2000 | 10.7 | 11/13/2000 |
| 10.34† | Amendment and Restatement of Harrah’s Entertainment, Inc. Executive Deferred Compensation Plan, effective August 3, 2007. | — | 10-Q | 6/30/2007 | 10.69 | 8/9/2007 |

| Exhibit Number | Exhibit Description | Filed Herewith | Incorporated by Reference | | | |
|----------------|---|----------------|---------------------------|---------------|---------|-------------|
| | | | Form | Period Ending | Exhibit | Filing Date |
| 10.35† | Amendment and Restatement of Harrah's Entertainment, Inc. Deferred Compensation Plan, effective as of August 3, 2007. | — | 10-Q | 6/30/2007 | 10.70 | 8/9/2007 |
| 10.36† | Amendment and Restatement of Park Place Entertainment Corporation Executive Deferred Compensation Plan, effective as of August 3, 2007. | — | 10-Q | 6/30/2007 | 10.71 | 8/9/2007 |
| 10.37† | Amendment and Restatement of Harrah's Entertainment, Inc. Executive Supplemental Savings Plan, effective as of August 3, 2007. | — | 10-Q | 6/30/2007 | 10.72 | 8/9/2007 |
| 10.38† | Amendment and Restatement of Harrah's Entertainment, Inc. Executive Supplemental Savings Plan II, effective as of August 3, 2007. | — | 10-Q | 6/30/2007 | 10.73 | 8/9/2007 |
| 10.39† | First Amendment to the Amendment and Restatement of Harrah's Entertainment, Inc. Executive Supplemental Savings Plan II, effective as of February 9, 2009. | — | 8-K | — | 10.2 | 2/13/2009 |
| 10.40† | Second Amendment to the Amendment and Restatement of the Caesars Entertainment Corporation Executive Supplemental Savings Plan II (fka Harrah's Entertainment, Inc. Executive Supplemental Savings Plan II), effective as of November 5, 2014. | — | 10-K | 12/31/2014 | 10.48 | 3/16/2015 |
| 10.41† | Harrah's Entertainment, Inc. Amended and Restated Executive Deferred Compensation Trust Agreement dated January 11, 2006 by and between Harrah's Entertainment, Inc. and Wells Fargo Bank, N.A. | — | 10-K | 12/31/2007 | 10.41 | 2/29/2008 |
| 10.42† | Amendment to the Harrah's Entertainment, Inc. Amended and Restated Executive Deferred Compensation Trust Agreement effective January 28, 2008 by and between Harrah's Entertainment, Inc. and Wells Fargo Bank, N.A. | — | 10-K | 12/31/2007 | 10.42 | 2/29/2008 |
| 10.43 | Equity Interest Purchase Agreement with Exhibits A-F with Penn National Gaming, Inc., Caesars Entertainment Operating Company, Inc., Harrah's Maryland Heights Operating Company, Players Maryland Heights Nevada, LLC and Harrah's Maryland Heights, LLC, dated May 7, 2012. | — | 10-Q | 6/30/2012 | 10.102 | 8/8/2012 |
| 10.44 | Share Purchase Agreement between Caesars Entertainment Operating Company, Inc., and Pearl Dynasty Investments Limited dated August 6, 2013. | — | 10-Q | 6/30/2013 | 10.73 | 8/9/2013 |

| Exhibit Number | Exhibit Description | Filed Herewith | Incorporated by Reference | | | |
|----------------|---|----------------|---------------------------|---------------|---------|-------------|
| | | | Form | Period Ending | Exhibit | Filing Date |
| 10.45 | Services Agreement, dated as of January 28, 2008, by and among Harrah's Entertainment, Inc., Apollo Management VI, L.P., Apollo Alternative Assets, L.P. and TPG Capital, L.P. | — | 8-K/A | — | 10.15 | 2/7/2008 |
| 10.46 | Stockholders' Agreement, dated as of January 28, 2008, by and among Apollo Hamlet Holdings, LLC, Apollo Hamlet Holdings B, LLC, TPG Hamlet Holdings, LLC, TPG Hamlet Holdings B, LLC, Co-Invest Hamlet Holdings, Series LLC, Co-Invest Hamlet Holdings B, LLC, Hamlet Holdings LLC and Harrah's Entertainment, Inc., and, solely with respect to Sections 3.01 and 6.07, Apollo Investment Fund VI, L.P. and TPG V Hamlet AIV, L.P. | — | 8-K/A | — | 10.14 | 2/7/2008 |
| 10.47 | Form of First Amendment to the Stockholders' Agreement by and among Apollo Hamlet Holdings, LLC, Apollo Hamlet Holdings B, LLC, TPG Hamlet Holdings, LLC, TPG Hamlet Holdings B, LLC, Co-Invest Hamlet Holdings, Series LLC, Co-Invest Hamlet Holdings B, LLC, Hamlet Holdings LLC and Caesars Entertainment Corporation. | — | S-1/A | — | 10.91 | 2/2/2012 |
| 10.48 | Form of Release and Contribution Agreement, dated as of January 25, 2012, by and among Caesars Entertainment Corporation, Co-Invest Hamlet Holdings, Series LLC, Co-Invest Hamlet Holdings B, LLC and the Participating Co-Investors listed on Schedule I. | — | S-1/A | — | 10.90 | 2/2/2012 |
| 10.49 | Form of Acknowledgment to the Services Agreement among Caesars Entertainment Corporation, Apollo Management VI, L.P., Apollo Alternative Assets, L.P. and TPG Capital, L.P. | — | S-1/A | — | 10.92 | 2/2/2012 |
| 10.50 | Irrevocable Proxy of Hamlet Holdings LLC, dated November 22, 2010. | — | 8-K | — | 10.1 | 11/24/2010 |
| 10.51† | Amended and Restated Management Investors Rights Agreement, dated November 22, 2010. | — | 8-K | — | 10.2 | 11/24/2010 |
| 10.52† | Consent and Acknowledgment, dated May 6, 2013, to the Amended and Restated Management Investors Rights Agreement. | — | 10-Q | 3/31/2013 | 10.74 | 5/9/2013 |
| 10.53 | Amended and Restated Credit Agreement, Dated as of November 14, 2012, among Caesars Entertainment Operating Company, Inc., as Borrower, and Caesars Entertainment Corporation, as Lender. | — | 10-K/A | 12/31/2012 | 10.72 | 3/15/2013 |

| Exhibit Number | Exhibit Description | Filed Herewith | Incorporated by Reference | | | |
|----------------|---|----------------|---------------------------|---------------|---------|-------------|
| | | | Form | Period Ending | Exhibit | Filing Date |
| 10.54 | First Lien Credit Agreement, dated as of October 11, 2013, by and among the CERP Entities, Citicorp North America Inc., as administrative agent and the lenders party thereto. | — | 8-K | — | 10.1 | 10/15/2013 |
| 10.55 | First Lien Intercreditor Agreement, dated as of October 11, 2013, by and among the First Lien Collateral Agent, Citicorp North America, Inc., as authorized representative under the credit agreement and U.S. Bank National Association, as the initial other authorized representative. | — | 8-K | — | 10.2 | 10/15/2013 |
| 10.56 | Second Lien Intercreditor Agreement, dated as of October 11, 2013, by and among Citicorp North America, Inc., as credit agreement agent, U.S. Bank National Association, as other first priority lien obligations agent and U.S. Bank National Association, as second priority agent. | — | 8-K | — | 10.3 | 10/15/2013 |
| 10.57 | Collateral Agreement (First Lien), dated as of October 11, 2013, by and among the CERP Entities, the Subsidiary Guarantors, and Citicorp North America, Inc., as collateral agent. | — | 8-K | — | 10.4 | 10/15/2013 |
| 10.58 | Collateral Agreement (Second Lien), dated as of October 11, 2013, by and among the CERP Entities, the Subsidiary Guarantors, and U.S. Bank National Association, as collateral agent. | — | 8-K | — | 10.5 | 10/15/2013 |
| 10.59 | Transaction Agreement, dated as of October 21, 2013, among Caesars Acquisition Company, Caesars Growth Partners, LLC, Caesars Entertainment Corporation, HIE Holdings, Inc., Harrah's BC, Inc., PHW Las Vegas, LLC, PHW Manager, LLC, Caesars Baltimore Acquisition Company, LLC and Caesars Baltimore Management Company, LLC. | — | 8-K | — | 10.1 | 10/22/2013 |
| 10.60 | Amended and Restated Limited Liability Company Agreement of Caesars Growth Partners, LLC, dated as of October 21, 2013. | — | 8-K | — | 10.2 | 10/22/2013 |
| 10.61 | Management Services Agreement, dated as of October 21, 2013, among Caesars Acquisition Company, Caesars Growth Partners, LLC and Caesars Entertainment Operating Company, Inc. | — | 8-K | — | 10.3 | 10/22/2013 |
| 10.62 | Registration Rights Agreement, dated as of October 21, 2013, among Caesars Acquisition Company, Caesars Growth Partners, LLC and certain subsidiaries of Caesars Entertainment Corporation. | — | 8-K | — | 10.4 | 10/22/2013 |

| Exhibit Number | Exhibit Description | Filed Herewith | Incorporated by Reference | | | |
|----------------|--|----------------|---------------------------|---------------|---------|-------------|
| | | | Form | Period Ending | Exhibit | Filing Date |
| 10.63 | Registration Rights Agreement, dated as of October 21, 2013, between Caesars Entertainment Corporation and Caesars Acquisition Company. | — | 8-K | — | 10.5 | 10/22/2013 |
| 10.64 | Omnibus Voting Agreement, dated as of October 21, 2013, among Apollo Hamlet Holdings, LLC, Apollo Hamlet Holdings B, LLC, TPG Hamlet Holdings, LLC, TPG Hamlet Holdings B, LLC, Co-Invest Hamlet Holdings, Series LLC, Co-Invest Hamlet Holdings B, LLC, Hamlet Holdings LLC, Caesars Entertainment Corporation and Caesars Acquisition Company. | — | 8-K | — | 10.6 | 10/22/2013 |
| 10.65 | Voting Agreement, dated as of July 9, 2016, among Caesars Entertainment Corporation, Hamlet Holdings LLC and the Holders party thereto. | — | 8-K | — | 10.1 | 7/11/2016 |
| 10.66 | Amendment Agreement, dated as of July 25, 2014, among Caesars Entertainment Corporation, Caesars Entertainment Operating Company, Inc., the Lenders party thereto, Bank of America, N.A., as Former Administrative Agent, and Credit Suisse AG, Cayman Islands Branch, as New Administrative Agent. | — | 8-K | — | 10.1 | 7/28/2014 |
| 10.67 | Guaranty and Pledge Agreement, dated as of July 25, 2014, made by Caesars Entertainment Corporation in favor of Credit Suisse AG, Cayman Islands Branch, as administrative agent and collateral agent. | — | 8-K | — | 10.2 | 7/28/2014 |
| 10.68 | Note Purchase and Support Agreement, dated as of August 12, 2014, among Caesars Entertainment Operating Company, Inc., Caesars Entertainment Corporation, and certain holders of CEOC's 6.50% Senior Notes due 2016 and/or 5.75% Senior Notes due 2017. | — | 10-Q** | 6/30/2014 | 10.42 | 8/14/2014 |
| 10.69 | Waiver Agreement dated as of August 12, 2014 by Caesars Entertainment Operating Company, Inc. and Caesars Entertainment Corporation for the exclusive benefit of UMB Bank, National Association, as successor trustee and any successor trustee under each of the Indentures referenced therein, and the registered and beneficial holders from time to time of the senior secured notes referenced therein. | — | 8-K** | — | 10.1 | 8/14/2014 |
| 10.70 | Amended and Restated Limited Liability Company Agreement of Caesars Enterprise Services, LLC, dated May 20, 2014. | — | 8-K | — | 99.1 | 5/21/2014 |

| Exhibit Number | Exhibit Description | Filed Herewith | Incorporated by Reference | | | |
|----------------|---|----------------|---------------------------|---------------|---------|-------------|
| | | | Form | Period Ending | Exhibit | Filing Date |
| 10.71 | Amended and Restated Waiver Agreement dated as of August 12, 2014 by Caesars Entertainment Operating Company, Inc. and Caesars Entertainment Corporation for the exclusive benefit of UMB Bank, National Association, as successor trustee and any successor trustee under each of the Indentures referenced therein, and the registered and beneficial holders from time to time of the senior secured notes referenced therein. | — | 8-K** | — | 10.1 | 9/19/2014 |
| 10.72 | Summary Term Sheet for Proposed Restructuring, dated January 6, 2015, to Amended and Restated Restructuring Support and Forbearance Agreement, dated as of December 31, 2014, among Caesars Entertainment Operating Company, Inc., on behalf of itself and the subsidiary loan parties party thereto, Caesars Entertainment Corporation, LeverageSource III (H Holdings), L.P., LeverageSource V, L.P. and each of the holders of First Lien Bond Claims party thereto. | — | 8-K | — | 10.1 | 1/6/2015 |
| 10.73 | Amendment, dated as of June 3, 2014, to the Amended and Restated Credit Agreement, dated as of November 14, 2012, among Caesars Entertainment Operating Company, Inc., as Borrower, and Caesars Entertainment Corporation, as Lender. | — | 10-Q | 9/30/2014 | — | 11/14/2014 |
| 10.74 | Fifth Amended and Restated Restructuring Support and Forbearance Agreement, dated as of October 7, 2015, among Caesars Entertainment Operating Company, Inc., on behalf of itself and the subsidiary loan parties party thereto, Caesars Entertainment Corporation, LeverageSource III (H Holdings), L.P., LeverageSource V, L.P. and each of the holders of First Lien Bond Claims party thereto. | — | 8-K | — | 10.1 | 10/8/2015 |
| 10.75 | Sixth Amended and Restated Restructuring Support and Forbearance Agreement, dated as of October 4, 2016, among Caesars Entertainment Operating Company, Inc., on behalf of itself and the subsidiary loan parties party thereto, Caesars Entertainment Corporation and each of the holders of First Lien Bond Claims party thereto. | — | 8-K/A | — | 10.2 | 10/6/2016 |

| Exhibit Number | Exhibit Description | Filed Herewith | Incorporated by Reference | | | |
|----------------|--|----------------|---------------------------|---------------|---------|-------------|
| | | | Form | Period Ending | Exhibit | Filing Date |
| 10.76 | Sixth Amended and Restated Restructuring Support and Forbearance Agreement, dated as of October 4, 2016, among Caesars Entertainment Operating Company, Inc., on behalf of itself and the subsidiary loan parties party thereto, Caesars Entertainment Corporation and each of the holders of First Lien Bond Claims party thereto (conformed to reflect additional agreements among the parties as of November 14, 2016). | — | 8-K | — | 10.1 | 11/15/2016 |
| 10.77 | Restructuring Support and Forbearance Agreement, dated as of August 21, 2015, among Caesars Entertainment Operating Company, Inc., on behalf of itself and the subsidiary loan parties party thereto, Caesars Entertainment Corporation and each of the holders of First Lien Bank Claims party thereto. | — | 8-K | — | 10.1 | 8/24/2015 |
| 10.78 | Second Amended Restructuring Support and Forbearance Agreement, dated as of October 4, 2016, among Caesars Entertainment Operating Company, Inc., on behalf of itself and the subsidiary loan parties party thereto, Caesars Entertainment Corporation and each of the holders of First Lien Bank Claims party thereto. | — | 8-K | — | 10.3 | 10/6/2016 |
| 10.79 | Restructuring Support and Forbearance Agreement, dated as of July 20, 2015, among Caesars Entertainment Operating Company, Inc., on behalf of itself and each of the debtors in the Chapter 11 Cases, Caesars Entertainment Corporation, and each of the holders of Second Lien Bond Claims party thereto. | — | 8-K | — | 10.1 | 7/21/2015 |
| 10.80 | Restructuring Support and Forbearance Agreement, dated as of June 6, 2016, among Caesars Entertainment Operating Company, Inc., on behalf of itself and each of the debtors in the Chapter 11 Cases, Caesars Entertainment Corporation and each of the holders of SGN Claims party thereto. | — | 8-K | — | 10.1 | 6/8/2016 |
| 10.81 | Restructuring Support, Settlement and Contribution Agreement, dated as of June 7, 2016, among Caesars Entertainment Operating Company, Inc., on behalf of itself, each of the debtors in the Chapter 11 Cases and its other direct and indirect subsidiaries and Caesars Entertainment Corporation. | — | 8-K | — | 10.2 | 6/8/2016 |

| Exhibit Number | Exhibit Description | Filed Herewith | Incorporated by Reference | | | |
|----------------|--|----------------|---------------------------|---------------|---------|-------------|
| | | | Form | Period Ending | Exhibit | Filing Date |
| 10.82 | First Amended Restructuring Support and Forbearance Agreement, dated as of June 20, 2016, among Caesars Entertainment Operating Company, Inc., on behalf of itself and the subsidiary loan parties party thereto, Caesars Entertainment Corporation and each of the holders of First Lien Bank Claims party thereto. | — | 8-K | — | 10.1 | 6/21/2016 |
| 10.83 | Restructuring Support and Settlement Agreement, dated as of June 22, 2016, among Caesars Entertainment Operating Company, Inc., on behalf of itself and each of the debtors in the Chapter 11 Cases, Caesars Entertainment Corporation and the statutory unsecured claimholders' committee in the Chapter 11 Cases. | — | 8-K | — | 10.1 | 6/22/2016 |
| 10.84 | First Amended and Restated Restructuring Support, Settlement and Contribution Agreement, dated as of July 9, 2016, between Caesars Entertainment Corporation and Caesars Entertainment Operating Company, Inc. | — | 8-K | — | 10.2 | 7/11/2016 |
| 10.85 | Restructuring Support and Forbearance Agreement, dated as of July 31, 2016, among Caesars Entertainment Operating Company, Inc., on behalf of itself and each of the debtors in the Chapter 11 Cases, Caesars Entertainment Corporation, and each of the holders of Second Lien Bond Claims party thereto. | — | 8-K | — | 10.1 | 8/1/2016 |
| 10.86 | Amendment No. 1 to First Amended and Restated Restructuring Support and Forbearance Agreement, dated as of October 4, 2016, among Caesars Entertainment Operating Company, Inc., on behalf of itself and each of the debtors in the Chapter 11 Cases, Caesars Entertainment Corporation and each of the holders of SGN Claims party thereto. | — | 8-K | — | 10.4 | 10/6/2016 |
| 10.87 | Restructuring Support, Forbearance and Settlement Agreement, dated as of October 4, 2016, among Caesars Entertainment Operating Company, Inc., on behalf of itself and each of the debtors in the Chapter 11 Cases, Caesars Entertainment Corporation, Caesars Acquisition Company (solely for Sections 2(b)(vii), 5(g) and 30), each of the holders of Second Lien Bond Claims party thereto and the Second Lien Committee. | — | 8-K | — | 10.1 | 10/6/2016 |
| 10.88 | Consent to CIE Sale Transaction, dated as of July 30, 2016, by and between Caesars Acquisition Company and Caesars Entertainment Corporation. | — | 8-K | — | 10.1 | 8/1/2016 |

| Exhibit Number | Exhibit Description | Filed Herewith | Incorporated by Reference | | | |
|----------------|---|----------------|---------------------------|---------------|---------|-------------|
| | | | Form | Period Ending | Exhibit | Filing Date |
| 10.89 | CIE Proceeds and Reservation of Rights Agreement, dated as of September 9, 2016 entered into by and among Caesars Interactive Entertainment, Inc., Caesars Acquisition Company, on behalf of itself and each of its direct and indirect subsidiaries, Caesars Entertainment Corporation, on behalf of itself and each of its direct and indirect subsidiaries, other than Caesars Entertainment Operating Company, Inc., and Caesars Entertainment Operating Company, Inc. on behalf of itself and each of the debtors in the Chapter 11 Cases. | — | 8-K | — | 10.1 | 9/12/2016 |
| 10.90 | Amendment No. 1 to CIE Proceeds and Reservation of Rights Agreement, dated as of October 7, 2016, by and among Caesars Interactive Entertainment, LLC (formerly known as Caesars Interactive Entertainment, Inc.), Caesars Acquisition Company, on behalf of itself and each of its direct and indirect subsidiaries, Caesars Entertainment Corporation, on behalf of itself and each of its direct and indirect subsidiaries, other than Caesars Entertainment Operating Company, Inc., and Caesars Entertainment Operating Company, Inc. on behalf of itself and each of the debtors in the Chapter 11 Cases. | — | 8-K | — | 10.1 | 10/7/2016 |
| 10.91 | First Amendment to the Amended and Restated Limited Liability Company Agreement of Caesars Growth Partners, LLC, dated as of October 21, 2013, dated as of September 23, 2016, entered into by and among Caesars Acquisition Company, in its capacity as Caesars Growth Partners, LLC's managing member and as a member of Caesars Growth Partners, LLC, HIE Holdings, Inc., Harrah's BC, Inc. and Caesars Entertainment Corporation. | — | 8-K | — | 10.1 | 9/26/2016 |
| 10.92 | Second Amendment to the Amended and Restated Limited Liability Company Agreement of Caesars Growth Partners, LLC, dated as of October 21, 2013, dated as of October 7, 2016, entered into by and among Caesars Acquisition Company, in its capacity as Caesars Growth Partners, LLC's managing member and as a member of Caesars Growth Partners, LLC, HIE Holdings, Inc., Harrah's BC, Inc. and Caesars Entertainment Corporation. | — | 8-K | — | 10.2 | 10/7/2016 |

| Exhibit Number | Exhibit Description | Filed Herewith | Incorporated by Reference | | | |
|----------------|--|----------------|---------------------------|---------------|---------|-------------|
| | | | Form | Period Ending | Exhibit | Filing Date |
| 10.93 | Third Amendment to the Amended and Restated Limited Liability Company Agreement of Caesars Growth Partners, LLC, dated as of February 13, 2017, entered into by and among Caesars Acquisition Company, in its capacity as Caesars Growth Partners, LLC's managing member and as a member of Caesars Growth Partners, LLC, HIE Holdings, Inc., Harrah's BC, Inc. and Caesars Entertainment Corporation. | X | | | | |
| 10.94 | Settlement and Forbearance Agreement, dated as of August 15, 2016, among Caesars Entertainment Operating Company, Inc., on behalf of itself and each of the debtors in the Chapter 11 Cases, Caesars Entertainment Corporation and Frederick Barton Danner. | — | 8-K | — | 99.1 | 8/17/2016 |
| 10.95† | Caesars Entertainment Corporation Management Equity Incentive Plan, as amended and restated on November 29, 2011. | — | S-1/A | — | 10.78 | 12/28/2011 |
| 10.96† | Caesars Entertainment Corporation 2012 Performance Incentive Plan. | — | S-1/A | — | 10.89 | 2/2/2012 |
| 10.97† | Amendment No.1 to the Caesars Entertainment Corporation 2012 Performance Incentive Plan. | — | 8-K | — | 10.1 | 7/25/2012 |
| 10.98† | Amendment No. 2 to the Caesars Entertainment Corporation 2012 Performance Incentive Plan. | — | 8-K | — | 10.1 | 5/20/2015 |
| 10.99† | Amendment No. 3 to the Caesars Entertainment Corporation 2012 Performance Incentive Plan. | — | 8-K | — | 10.1 | 5/20/2016 |
| 10.100† | Amendment No. 4 to the Caesars Entertainment Corporation 2012 Performance Incentive Plan. | — | 10-Q | 6/30/2016 | 10.3 | 8/2/2016 |
| 10.101† | Form of Caesars Entertainment Corporation 2012 Performance Incentive Plan Nonqualified Option Award Agreement. | — | SC-TO-I | — | (d)(3) | 7/25/2012 |
| 10.102† | Form of Caesars Entertainment Corporation 2012 Performance Incentive Plan Nonqualified Option Award Agreement (Replacement Options). | — | SC-TO-I | — | (d)(4) | 7/25/2012 |
| 10.103† | Form of Caesars Entertainment Corporation 2012 Performance Incentive Plan Nonqualified Option Award Agreement (Replacement Options Granted to Gary W. Loveman). | — | SC-TO-I | — | (d)(5) | 7/25/2012 |

| Exhibit Number | Exhibit Description | Filed Herewith | Incorporated by Reference | | | |
|----------------|--|----------------|---------------------------|---------------|---------|-------------|
| | | | Form | Period Ending | Exhibit | Filing Date |
| 10.104† | Form of Caesars Entertainment Corporation 2012 Performance Incentive Plan Nonqualified Option Award Agreement. | — | SC-TO-I | — | (d)(3) | 7/25/2012 |
| 10.105† | Form of Caesars Entertainment 2012 Performance Incentive Plan Restricted Share Award Agreement. | — | 10-K/A | 12/31/2012 | 10.84 | 3/15/2013 |
| 10.106† | Form of Caesars Entertainment Corporation 2012 Performance Incentive Plan Restricted Stock Unit Award Agreement. | — | 8-K | — | 10.1 | 7/2/2013 |
| 10.107† | Form of Restricted Stock Unit Award Agreement (January 2015 Retention Grants). | — | 8-K | — | 10.1 | 1/9/2015 |
| 10.108† | Form of Indemnification Agreement entered into by Caesars Entertainment Corporation and each of its directors and executive officers. | — | S-1 | — | 10.75 | 11/16/2010 |
| 10.109† | Form of Stock Option Grant Agreement dated April 16, 2012 between Caesars Entertainment Corporation and Gary W. Loveman. | — | 10-Q | 3/31/2012 | 10.96 | 5/9/2012 |
| 10.110† | Form of Caesars Entertainment Corporation Management Equity Incentive Plan Stock Option Grant Agreement. | — | SC-TO-I | — | (d)(7) | 7/25/2012 |
| 10.111† | Form of Amendment to Caesars Entertainment Corporation Management Equity Incentive Plan Stock Option Grant Agreement. | — | SC-TO-I | — | (d)(8) | 7/25/2012 |
| 10.112† | Financial Counseling Plan of Harrah's Entertainment, Inc., as amended January 1996. | — | 10-K | 12/31/1995 | 10.22 | 3/6/1996 |
| 10.113† | Waiver of Financial Counseling Plan, effective as of April 29, 2013, by and between Gary W. Loveman and Caesars Entertainment Corporation. | — | 10-Q | 3/31/2013 | 10.31 | 5/9/2013 |
| 10.114† | 2009 Senior Executive Incentive Plan, amended and restated December 7, 2012. | — | 10-K/A | 12/31/2012 | 10.90 | 3/15/2013 |
| 10.115† | Caesars Entertainment Corporation Omnibus Incentive Plan, dated November 14, 2012. | — | 10-K/A | 12/31/2012 | 10.91 | 3/15/2013 |
| 10.116† | Form of Cash Award Agreement under 2012 Performance Incentive Plan. | — | 8-K | — | 10.1 | 5/27/2016 |
| 10.117† | Form of Restricted Stock Unit Award Agreement (July 2016 Retention Awards). | — | 8-K | — | 10.4 | 7/6/2016 |
| 10.118† | Form of Cash Award Agreement (July 2016 Retention Awards). | — | 8-K | — | 10.5 | 7/6/2016 |

| Exhibit Number | Exhibit Description | Filed Herewith | Incorporated by Reference | | | |
|----------------|--|----------------|---------------------------|---------------|---------|-------------|
| | | | Form | Period Ending | Exhibit | Filing Date |
| 10.119† | Employment Agreement made as of December 21, 2014, between Caesars Entertainment Corporation, a Delaware corporation, Caesars Enterprise Services, LLC, and, for certain purposes specified herein, only, Caesars Acquisition Company, and Gary W. Loveman. | — | 10-K | 12/31/2014 | 10.99 | 3/16/2015 |
| 10.120† | Amendment and Restatement, dated December 29, 2014, of that certain award agreement made by and between Caesars Entertainment Corporation, and Gary Loveman, dated September 20, 2012, relating to an award of Options under the Caesars Entertainment Corporation 2012 Performance Incentive Plan. | — | 10-K | 12/31/2014 | 10.100 | 3/16/2015 |
| 10.121† | Amendment and Restatement, dated as of December 29, 2014, of that certain award agreement made by and between Caesars Entertainment Corporation, and Gary Loveman, dated April 16, 2012, relating to an award of Options under the Caesars Entertainment Corporation 2012 Performance Incentive Plan. | — | 10-K | 12/31/2014 | 10.101 | 3/16/2015 |
| 10.122† | Amendment and Restatement, dated as of December 29, 2014, of that certain award agreement, made by and between Caesars Entertainment Corporation, and Gary Loveman, dated June 28, 2013, relating to an award of Options under the Caesars Entertainment Corporation 2012 Performance Incentive Plan. | — | 10-K | 12/31/2014 | 10.102 | 3/16/2015 |
| 10.123† | Amendment and Restatement, dated December 29, 2014, of that certain award agreement made by and between Caesars Entertainment Corporation and Gary Loveman, dated June 28, 2013, relating to an award of Restricted Stock Units under the Caesars Entertainment Corporation 2012 Performance Incentive Plan. | — | 10-K | 12/31/2014 | 10.103 | 3/16/2015 |
| 10.124† | Amendment and Restatement, dated December 29, 2014, of that certain award agreement made by and between Caesars Entertainment Corporation and Gary Loveman, dated May 7, 2014, relating to an award of Options under the Caesars Entertainment Corporation 2012 Performance Incentive Plan. | — | 10-K | 12/31/2014 | 10.104 | 3/16/2015 |
| 10.125† | Amendment and Restatement, dated December 29, 2014, of that certain award agreement made by and between Caesars Entertainment Corporation, and Gary Loveman, dated May 7, 2014, relating to an award of Restricted Stock Units under the Caesars Entertainment Corporation 2012 Performance Incentive Plan. | — | 10-K | 12/31/2014 | 10.105 | 3/16/2015 |

| Exhibit Number | Exhibit Description | Filed Herewith | Incorporated by Reference | | | |
|----------------|---|----------------|---------------------------|---------------|---------|-------------|
| | | | Form | Period Ending | Exhibit | Filing Date |
| 10.126† | Letter Agreement, dated February 4, 2015, among Caesars Entertainment Corporation, Caesars Enterprise Services, LLC, Caesars Acquisition Company and Gary Loveman. | — | 10-Q | 6/30/2015 | 10.4 | 8/6/2015 |
| 10.127† | Employment Agreement dated February 5, 2015, between Caesars Entertainment Corporation, Caesars Enterprise Services, LLC, and Mark Frissora. | — | 10-K | 12/31/2014 | 10.106 | 3/16/2015 |
| 10.128† | Amendment No. 1 to Employment Agreement, made as of August 4, 2015, between Caesars Entertainment Corporation, Caesars Enterprise Services, LLC and Mark Frissora. | — | 10-Q | 6/30/2015 | 10.5 | 8/6/2015 |
| 10.129† | Amendment No. 2 to Employment Agreement, made as of February 5, 2015, by and among Caesars Entertainment Corporation, Caesars Enterprise Services, LLC, Caesars Acquisition Company and Mark Frissora. | — | 8-K | — | 10.1 | 7/6/2016 |
| 10.130† | Restricted Stock Unit Award Agreement by and between Mark Frissora and Caesars Entertainment Corporation, dated March 23, 2016. | — | 8-K | — | 10.2 | 7/6/2016 |
| 10.131† | Restricted Stock Unit Award Agreement by and between Mark Frissora and Caesars Acquisition Company, dated June 29, 2016. | — | 8-K | — | 10.3 | 7/6/2016 |
| 10.132† | Form of Employment Agreement between Caesars Entertainment Operating Company, Inc., and Thomas M. Jenkin (assigned by Caesars Entertainment Operating Company, Inc. to Caesars Enterprise Services, LLC on October 1, 2014). | — | 8-K | — | 10.1 | 1/9/2012 |
| 10.133† | Employment Agreement made as of April 2, 2009 by and between Caesars Entertainment Operating Company, Inc. and Timothy R. Donovan (assigned by Caesars Entertainment Operating Company, Inc. to Caesars Enterprise Services, LLC on October 1, 2014). | — | 10-K/A | 12/31/2012 | 10.87 | 3/15/2013 |
| 10.134† | Letter Agreement dated August 19, 2015, by and between Timothy Donovan and Caesars Enterprise Services, LLC | — | 8-K | — | 10.1 | 8/19/2015 |
| 10.135† | Consulting Agreement dated November 10, 2014 between Donald Colvin and Caesars Enterprise Services, LLC. | — | 8-K | — | 10.1 | 11/12/2014 |
| 10.136† | Employment Agreement, made as of November 10, 2014, by and between Caesars Enterprise Services, LLC and Eric Hession. | — | 8-K | — | 10.2 | 11/12/2014 |

| Exhibit Number | Exhibit Description | Filed Herewith | Incorporated by Reference | | | |
|----------------|--|----------------|---------------------------|---------------|---------|-------------|
| | | | Form | Period Ending | Exhibit | Filing Date |
| 10.137† | Caesars Acquisition Company Equity-Based Compensation Plan | — | 8-K | — | 10.1 | 4/16/2014 |
| 10.138† | Form Equity Compensation Grant Agreement under the Caesars Acquisition Company Equity-Based Compensation Plan. | — | 8-K | — | 10.2 | 4/16/2014 |
| 14 | Amended and Restated Code of Business Conduct and Ethics, amended February 21, 2013 | — | 10-K/A | 12/31/2013 | 14 | 3/15/2013 |
| 18.1 | Preferability letter regarding changes in accounting principles | — | 10-K/A | 12/31/2013 | 18.1 | 3/15/2013 |
| 21 | List of Subsidiaries | X | | | | |
| 23 | Consent of Deloitte & Touche, LLP, independent registered public accounting firm. | X | | | | |
| 31.1 | Certification of Principal Executive Officer Pursuant to Section 302 of the Sarbanes-Oxley Act of 2002. | X | | | | |
| 31.2 | Certification of Principal Financial Officer Pursuant to Section 302 of the Sarbanes-Oxley Act of 2002. | X | | | | |
| 32.1‡ | Certification of Principal Executive Officer Pursuant to Section 906 of the Sarbanes-Oxley Act of 2002. | — | | | | |
| 32.2‡ | Certification of Principal Financial Officer Pursuant to Section 906 of the Sarbanes-Oxley Act of 2002. | — | | | | |
| 99.1 | Gaming and Regulatory Overview | X | | | | |
| 99.2 | Term Sheet for Proposed Restructuring, dated September 26, 2016. | — | 8-K | — | 99.1 | 9/27/2016 |
| 101.INS | XBRL Instance Document | X | | | | |
| 101.SCH | XBRL Taxonomy Extension Schema Document | X | | | | |
| 101.CAL | XBRL Taxonomy Extension Calculation Linkbase Document | X | | | | |
| 101.DEF | XBRL Taxonomy Extension Definition Linkbase Document | X | | | | |
| 101.LAB | XBRL Taxonomy Extension Label Linkbase Document | X | | | | |
| 101.PRE | XBRL Taxonomy Extension Presentation Linkbase Document | X | | | | |

- † Denotes a management contract or compensatory plan or arrangement.
- ‡ Furnished herewith.
- * Schedules and exhibits have been omitted pursuant to Item 601(b)(2) of Regulation S-K. The Registrant agrees to furnish supplementally to the SEC a copy of any omitted schedule or exhibit upon request.
- ** Filed by Caesars Entertainment Operating Company, Inc.
- *** Filed by Caesars Entertainment Resort Properties, LLC.

CONDENSED FINANCIAL INFORMATION OF REGISTRANT PARENT COMPANY ONLY
CAESARS ENTERTAINMENT CORPORATION
CONDENSED BALANCE SHEETS

| <i>(In millions)</i> | As of December 31, | |
|---|--------------------|----------|
| | 2016 | 2015 |
| Assets | | |
| Current assets | | |
| Cash and cash equivalents | \$ 78 | \$ 48 |
| Restricted cash | 16 | — |
| Prepayments and other current assets | 3 | 7 |
| Intercompany receivables | — | 18 |
| Total current assets | 97 | 73 |
| Restricted cash | — | 100 |
| Deferred charges and other assets | 89 | 94 |
| Investment in subsidiary | 3,846 | 1,871 |
| Total assets | \$ 4,032 | \$ 2,138 |
| Liabilities and Stockholders' Equity/(Deficit) | | |
| Current liabilities | | |
| Accounts payable | \$ 33 | \$ 4 |
| Accrued expenses | 56 | 35 |
| Intercompany payables | 20 | — |
| Accrued restructuring and support expenses | 6,601 | 905 |
| Total current liabilities | 6,710 | 944 |
| Deferred credits and other liabilities | 50 | 53 |
| Deferred income taxes | 449 | 154 |
| Total liabilities | 7,209 | 1,151 |
| Total stockholders' equity/(deficit) | (3,177) | 987 |
| Total liabilities and stockholders' equity/(deficit) | \$ 4,032 | \$ 2,138 |

See accompanying Notes to Condensed Financial Information.

CONDENSED FINANCIAL INFORMATION OF REGISTRANT PARENT COMPANY ONLY
CAESARS ENTERTAINMENT CORPORATION
CONDENSED STATEMENT OF OPERATIONS AND COMPREHENSIVE INCOME/(LOSS)

| <i>(In millions)</i> | Years Ended December 31, | | |
|---|--------------------------|-----------------|-------------------|
| | 2016 | 2015 | 2014 |
| Net revenues | \$ 2 | \$ 12 | \$ — |
| Operating expenses | | | |
| Income on interests in non-consolidated affiliates | — | — | (1) |
| (Gain)/loss on interests in subsidiaries | (2,083) | (144) | 2,765 |
| Corporate expense | 96 | 95 | 14 |
| Other operating costs | 55 | 111 | 10 |
| Total operating expenses | (1,932) | 62 | 2,788 |
| Income/(loss) from operations | 1,934 | (50) | (2,788) |
| Interest expense | (5) | (4) | (3) |
| Deconsolidation and restructuring of CEOC and other | (5,758) | 6,110 | 15 |
| Income/(loss) from operations before income taxes | (3,829) | 6,056 | (2,776) |
| Income tax benefit/(provision) | 260 | (136) | (7) |
| Net income/(loss) | (3,569) | 5,920 | (2,783) |
| Other comprehensive income, net of income taxes | — | — | — |
| Comprehensive income/(loss) | <u>\$ (3,569)</u> | <u>\$ 5,920</u> | <u>\$ (2,783)</u> |

See accompanying Notes to Condensed Financial Information.

CONDENSED FINANCIAL INFORMATION OF REGISTRANT PARENT COMPANY ONLY
CAESARS ENTERTAINMENT CORPORATION
CONDENSED STATEMENT OF CASH FLOWS

| <i>(In millions)</i> | Years Ended December 31, | | |
|--|--------------------------|----------|--------|
| | 2016 | 2015 | 2014 |
| Cash flows provided by/(used in) operating activities | \$ (47) | \$ (287) | \$ 152 |
| Cash flows from investing activities | | | |
| Proceeds from long term receivable | — | 40 | — |
| Cash flows provided by investing activities | — | 40 | — |
| Cash flows from financing activities | | | |
| Issuance of common stock, net of fees | — | — | 136 |
| Proceeds from the issuance of long-term debt | — | — | 13 |
| Repayments of long-term debt | — | (68) | — |
| Other financing | (7) | (2) | — |
| Cash flows provided by/(used in) financing activities | (7) | (70) | 149 |
| Net increase/(decrease) in cash, cash equivalents, and restricted cash | (54) | (317) | 301 |
| Cash, cash equivalents, and restricted cash, beginning of period | 148 | 465 | 164 |
| Cash, cash equivalents, and restricted cash, end of period | \$ 94 | \$ 148 | \$ 465 |

See accompanying Notes to Condensed Financial Information.

CONDENSED FINANCIAL INFORMATION OF REGISTRANT PARENT COMPANY ONLY
CAESARS ENTERTAINMENT CORPORATION
NOTES TO CONDENSED FINANCIAL INFORMATION

1. Background and basis of presentation

These condensed parent company financial statements have been prepared in accordance with Rule 12-04, Schedule 1 of Regulation S-X, as the restricted net assets of Caesars Entertainment Corporation and its subsidiaries exceed 25% of the consolidated net assets of Caesars Entertainment Corporation and its subsidiaries (the “Company”). This information should be read in conjunction with the company’s consolidated financial statements included elsewhere in this filing.

2. Restricted net assets of subsidiaries

Certain of the Company’s subsidiaries have restrictions on their ability to pay dividends or make intercompany loans and advances pursuant to financing arrangements and regulatory restrictions. The amount of restricted net assets the Company’s consolidated subsidiaries held as of December 31, 2016 and 2015 was approximately \$4.0 billion and \$2.1 billion, respectively. Such restrictions are on net assets of Caesars Entertainment Corporation and its subsidiaries. The amount of restricted net assets in the Company’s unconsolidated subsidiaries was not material to the financial statements.

3. Commitments, contingencies, and long-term obligations

For a discussion of the Company’s commitments, contingencies, and long-term obligations under its senior secured credit facilities, see Note 11 of the Company’s consolidated financial statements.

4. Impact of deconsolidation of Caesars Entertainment Operating Company, Inc. (“CEOC”)

The accompanying financial statements are based upon the Company’s current conclusions regarding ownership of assets and obligation to pay liabilities. On January 15, 2015, CEOC (the Company’s largest subsidiary) and certain of its U.S. subsidiaries voluntarily filed for reorganization under Chapter 11 of the United States Bankruptcy Code in the United States Bankruptcy Court for the Northern District of Illinois in Chicago (the “Bankruptcy Court”). Because CEOC is under the control of the Bankruptcy Court, CEOC deconsolidated this subsidiary effective January 15, 2015.

5. Going concern

As described more fully in Note 1 of the Company’s consolidated financial statements, the Company made material commitments under CEOC’s plan of reorganization (the “Restructuring”) and is a defendant in litigation, including the Noteholder Disputes, and other noteholder disputes relating to certain CEOC transactions dating back to 2010. The circumstances described in Note 1 under “Going Concern” raise substantial doubt as to the Company’s ability to continue as a going concern without securing additional funding to meet its ongoing obligations and its commitments under the Restructuring. Additionally, in each of the litigation matters disclosed in Note 1 under “Litigation,” claims have been made or could be made against the Company that, if resolved against it, raise substantial doubt about the Company’s ability to continue as a going concern. Under the terms of the Restructuring, all such litigation should be resolved. However, in the event of a material adverse ruling on one or all of the litigation matters disclosed in Note 1, it is likely that a reorganization under Chapter 11 of the Bankruptcy Code would be necessary.

SIGNATURES

Pursuant to the requirements of Section 13 of the Securities Exchange Act of 1934, the registrant has duly caused this report to be signed on its behalf by the undersigned, thereunto duly authorized.

CAESARS ENTERTAINMENT CORPORATION

February 14, 2017

By: /s/ MARK P. FRISSORA

Mark P. Frissora
President and Chief Executive Officer

Pursuant to the requirements of the Securities Exchange Act of 1934, this report has been signed below by the following persons on behalf of the registrant in the capacities and on the dates indicated.

| Signature | Title | Date |
|--|---|-------------------|
| <u>/s/ JEFFREY BENJAMIN</u> Jeffrey Benjamin | Director | February 14, 2017 |
| <u>/s/ DAVID BONDERMAN</u> David Bonderman | Director | February 14, 2017 |
| <u>/s/ KELVIN DAVIS</u> Kelvin Davis | Director | February 14, 2017 |
| <u>/s/ FRED J. KLEISNER</u> Fred J. Kleisner | Director | February 14, 2017 |
| <u>/s/ GARY W. LOVEMAN</u> Gary W. Loveman | Director and Chairman of the Board | February 14, 2017 |
| <u>/s/ ERIC PRESS</u> Eric Press | Director | February 14, 2017 |
| <u>/s/ MARC ROWAN</u> Marc Rowan | Director | February 14, 2017 |
| <u>/s/ DAVID SAMBUR</u> David Sambur | Director | February 14, 2017 |
| <u>/s/ CHRISTOPHER J. WILLIAMS</u> Christopher J. Williams | Director | February 14, 2017 |
| <u>/s/ BERNARD L. ZUROFF</u> Bernard L. Zuroff | Director | February 14, 2017 |
| <u>/s/ MARK P. FRISSORA</u> Mark P. Frissora | Director, President, and Chief Executive Officer | February 14, 2017 |
| <u>/s/ ERIC HESSION</u> Eric Hession | Executive Vice President and Chief Financial Officer | February 14, 2017 |
| <u>/s/ KEITH A. CAUSEY</u> Keith A. Causey | Senior Vice President and Chief Accounting Officer | February 14, 2017 |

**THIRD AMENDMENT
TO THE
AMENDED AND RESTATED
LIMITED LIABILITY COMPANY AGREEMENT
OF
CAESARS GROWTH PARTNERS, LLC**

This Third Amendment (this “**Amendment**”) to the Amended and Restated Limited Liability Company Agreement of Caesars Growth Partners, LLC, a Delaware limited liability company (the “**Company**”), dated as of October 21, 2013, as amended by the First Amendment to the Amended and Restated Limited Liability Company Agreement of the Company, dated as of September 23, 2016, and the Second Amendment to the Amended and Restated Limited Liability Company Agreement of the Company, dated as of October 7, 2016, in each case, entered into by and among the parties hereto (as amended, restated, amended and restated, supplemented or otherwise modified from time to time, the “**CGP Operating Agreement**”), is dated and effective as of February 13, 2017, is being entered into by and among Caesars Acquisition Company, a Delaware corporation (“**CAC**”), in its capacity as the Company’s managing member and as a Member (as defined below), HIE Holdings, Inc., a Delaware corporation and Harrah’s BC, Inc., a Delaware corporation (each, a “**CEC Member**”, and together, the “**CEC Members**”, and collectively with CAC, the “**Members**”), and Caesars Entertainment Corporation, a Delaware corporation (“**CEC**”). Capitalized terms used in this Amendment but not otherwise defined herein shall have the meanings given to such terms in the CGP Operating Agreement.

WHEREAS, in accordance with Section 15.5 of the CGP Operating Agreement, the Managing Member, CEC and the Members wish to amend the CGP Operating Agreement to increase the distributions to the CEC Members and permit its use for additional purposes as set forth herein.

NOW, THEREFORE, in consideration of the promises and the mutual agreements herein contained and for other good and valuable consideration, the receipt and sufficiency of which are hereby acknowledged, the parties hereto, intending to be legally bound, agree as follows:

**Article I.
AMENDMENTS**

Section 1.1 Section 1.1 of the CGP Operating Agreement. The following definitions shall be added to Exhibit A-1 of the CGP Operating Agreement in alphabetical order:

“CIE Proceeds Agreement” has the meaning set forth in Section 6.9(a).

Section 1.2 Section 6.9 of the CGP Operating Agreement. Section 6.9 of the CGP Operating Agreement is hereby amended to read in its entirety as follows (bold, underlined text indicates an addition):

“6.9. Special Distributions. Following the consummation of the CIE Sale Transaction, notwithstanding anything to the contrary in this Agreement (including, without limitation, Sections 6.2, 6.3, 6.4, 6.5 and 12.2), the Company shall make special distributions to the Members from the proceeds of the CIE Sale Transaction, as follows:

(a) from time to time, upon the reasonable request of CEC and to the extent (i) permitted by that certain CIE Proceeds and Reservation of Rights Agreement, dated as of September 9, 2016, by and among CIE, CAC, CEC and CEOC, as amended by the Amendment No. 1 to the CIE Proceeds and Reservation of Rights Agreement, dated as of October 7, 2016, entered into by the parties thereto (the “CIE Proceeds Agreement”), and (ii) that there is no action, suit or proceeding preventing such distribution, to the CEC Members, an aggregate cash amount not to exceed the sum of: (x) \$235 million for the payment of professional fees and certain other payments as provided in the CIE Proceeds Agreement and that certain Restructuring Support, Forbearance, and Settlement Agreement, dated as of October 4, 2016, entered into by and among CEOC, CEC, CAC and the other parties thereto, (y) \$50 million to replenish a deposit previously made by CEC for the support or advancement of a proposed casino project in South Korea **and (z) \$35 million to be paid to CEOC in satisfaction of the Recoverable Amount (as defined in the CIE Proceeds Agreement) in accordance with and as set forth in the CIE Proceeds Agreement (clauses (x), (y) and (z) collectively, the “CEC Special Distributions”);** and

(b) from time to time, when and as determined by the Managing Member, to CAC, an aggregate cash amount not to exceed the CAC Tax Liability Amount (the “CAC Special Distributions”).

In addition, notwithstanding anything to the contrary in this Agreement, the parties hereto agree that (i) the Special Distributions shall not be taken into account for purposes of determining the amounts that any Member is entitled to receive under Sections 6.3 or 12.2, except to the extent provided in Section 12.2(c); (ii) without limiting the Special Distributions, no other distribution that constitutes a Tax Distribution shall be made to any Member as a result of any income or gains arising out of the CIE Sale Transaction; (iii) the proceeds of the CIE Sale Transaction used to pay the Special Distributions shall not be deemed proceeds of a Liquidation Event or a Partial Liquidation for purposes of this Agreement and the remaining proceeds of the CIE Sale Transaction shall be distributed at such time as the Managing Member shall determine as a Partial Liquidation in accordance with this Agreement; and (iv)

for purposes of Section 6.2 (Allocations), Net Profits (and to the extent necessary, individual items of income or gain) attributable to the CIE Sale Transaction shall be allocated among the Members in a manner such that, after giving effect to the special allocations set forth in Section 6.2(b), the Capital Account (or sub-accounts as applicable) of each Member, immediately after making such allocation, is, as nearly as possible, equal (proportionately) to (i) the distributions that would be made to such Members pursuant to Section 12.2 if the Company were dissolved, its affairs wound up and its assets sold for cash equal to their Gross Asset Value, all Company liabilities were satisfied (limited with respect to each nonrecourse liability to the Gross Asset Value of the assets securing such liability), and the net assets of the Company were distributed in accordance with Section 12.2 (Amounts and Priority of Distributions) to the Members immediately after making such allocation, minus (ii) such Member's share of Company Minimum Gain and Member Nonrecourse Debt Minimum Gain, computed immediately prior to the hypothetical sale of assets."

Section 1.3 Amendment to Section 12.2 of the CGP Operating Agreement. Section 12.2(d) of the CGP Operating Agreement is hereby amended to read in its entirety as follows (bold, underlined text indicates an addition):

"(d) Fourth, 100% to the holders of Class B Units (pro rata based on the relative amounts distributable to each such holder pursuant to this Section 12.2(d)) until the aggregate amount distributed in respect of each Class B Unit pursuant to this clause (d) and Section 6.3 hereof (and in the case of a Class B Unit that was converted from a Class A Unit, pursuant to clause (b) of this Section 12.2 in respect of such Unit) (inclusive of any amounts previously received in respect of each such Class B Unit pursuant to this clause (d)) equals (i) with respect to any Class B Units held by any Member other than CAC, the Class B Member Unit Amount in respect of each such Class B Unit as of the date of such distribution, and (ii) with respect to any Class B Units held by CAC, the Class B CAC Unit Amount in respect of each such Class B Unit as of the date of such distribution; and"

Article II. MISCELLANEOUS

Section 2.1 Effect on Agreement. Except as expressly amended by this Amendment, the CGP Operating Agreement shall remain in full force and effect in accordance with its terms. As amended hereby, the CGP Operating Agreement is hereby ratified and confirmed in all respects.

Section 2.2 Binding Effect. This Amendment shall be binding upon and shall inure to the benefit of CAC, as the Company's managing member, CEC and each Member and their respective heirs, permitted successors, permitted assigns, permitted distributees, and legal representatives; and by their signatures hereto, CAC, as the Company's managing member, CEC and each Member intends to and does hereby become bound. Nothing expressed or mentioned in this Amendment is

intended or shall be construed to give any Person other than the parties hereto and their respective permitted successors and assigns any legal or equitable right, remedy or claim under, in or in respect of this Amendment or any provision herein contained. For purposes of this Amendment, “Person” means any natural person, corporation, limited partnership, general partnership, limited liability company, joint stock company, joint venture, association, company, estate, trust, bank trust company, land trust, business trust, or other organization, whether or not a legal entity, custodian, trustee-executor, administrator, nominee or entity in a representative capacity and any government or agency or political subdivision thereof.

Section 2.3 Merger Agreement. Each of CAC and CEC acknowledge and agree that nothing in this Amendment shall amend, alter or modify in any respect the terms of, or constitute a consent, approval or waiver of rights under, that certain Amended and Restated Agreement and Plan of Merger, dated as of July 9, 2016, between CAC and CEC (the “Merger Agreement”), including, without limitation, in respect of each party’s covenants and obligations under Section 5.2 of the Merger Agreement (as such covenants and obligations relate to the proposed casino project in South Korea or otherwise).

Section 2.4 Governing Law; Severability. This Amendment, and all rights and remedies in connection therewith, will be governed by, and construed under, the applicable laws of the State of Delaware, without regard to otherwise governing principles of conflicts of law (whether of the State of Delaware or otherwise) that would result in the application of the laws of any other jurisdiction. If any provision of this Amendment is held to be illegal, invalid or unenforceable under present or future applicable laws effective during the term of this Amendment, such provision shall be fully severable; this Amendment shall be construed and enforced as if such illegal, invalid or unenforceable provision had never comprised a part of this Amendment; and the remaining provisions of this Amendment shall remain in full force and effect and shall not be affected by the illegal, invalid or unenforceable provision or by its severance from this Amendment. Furthermore, in lieu of each such illegal, invalid or unenforceable provision, there shall be added automatically as a part of this Amendment a provision as similar in terms to such illegal, invalid or unenforceable provision as may be possible and be legal, valid, and enforceable.

Section 2.5 Counterparts. This Amendment may be executed in any number of counterparts (including facsimile counterparts), all of which together shall constitute a single instrument.

[REMAINDER OF THE PAGE INTENTIONALLY LEFT BLANK]

IN WITNESS WHEREOF, the Company, the Managing Member and the other Members, and CEC have executed this Amendment as of the date first set forth above.

MANAGING MEMBER:

CAESARS ACQUISITION COMPANY

By: /s/Craig Abrahams
Name: Craig Abrahams
Title: Chief Financial Officer

CEC:

CAESARS ENTERTAINMENT CORPORATION

By: /s/Eric Hession
Name: Eric Hession
Title: Executive Vice President and Chief Financial Officer

[Signature Page to Third Amendment to CGP Operating Agreement]

MEMBERS:

CAESARS ACQUISITION COMPANY

By: /s/Craig Abrahams
Name: Craig Abrahams
Title: Chief Financial Officer

HIE HOLDINGS, INC.

By: /s/ Eric Hession
Name: Eric Hession
Title: Treasurer

HARRAH'S BC, INC.

By: /s/ Eric Hession
Name: Eric Hession
Title: Treasurer

CAESARS ENTERTAINMENT CORPORATION
LIST OF SUBSIDIARIES
As of February 14, 2017

| Name | Jurisdiction of Incorporation |
|--|--------------------------------------|
| 190 Flamingo, LLC | Nevada |
| 3535 LV Corp. | Nevada |
| 3535 LV Parent, LLC | Delaware |
| AC Conference Holdco., LLC | Delaware |
| AC Conference Newco., LLC | Delaware |
| AJP Holdings, LLC | Delaware |
| AJP Parent, LLC | Delaware |
| Aster Insurance Ltd. | Bermuda |
| B I Gaming Corporation | Nevada |
| Bally's Las Vegas Manager, LLC | Delaware |
| Bally's Midwest Casino, Inc. | Delaware |
| Bally's Park Place, Inc. | New Jersey |
| Baluma Cambio, S.A. | Uruguay |
| Baluma Holdings S.A. ² | Bahamas |
| Baluma Ltda. | Brazil |
| Baluma S.A. ³ | Uruguay |
| Benco, Inc. | Nevada |
| Biloxi Hammond, LLC | Delaware |
| Biloxi Village Walk Development, LLC | Delaware |
| BL Development Corp. | Minnesota |
| Boardwalk Regency Corporation | New Jersey |
| BPP Providence Acquisition Company, LLC | Delaware |
| Brussels Casino S.A. | Belgium |
| Burlington Street Services Limited | England/Wales |
| CA Hospitality Holding Company, Ltd. | British Virgin Islands |
| Caesars Air, LLC | Delaware |
| Caesars Asia Limited | Hong Kong |
| Caesars Bahamas Investment Corporation | Bahamas |
| Caesars Bahamas Management Corporation | Bahamas |
| Caesars Baltimore Acquisition Company, LLC | Delaware |
| Caesars Baltimore Development Company, LLC | Delaware |
| Caesars Baltimore Management Company, LLC | Delaware |
| Caesars Canada Marketing Services Corporation | Canada |
| Caesars Casino Castilla La Mancha S.A. ⁴ | Spain |
| Caesars Enterprise Services, LLC ⁵ | Delaware |
| Caesars Entertainment Canada Holding, Inc. | Nevada |
| Caesars Entertainment Finance Corp. | Nevada |
| Caesars Entertainment Golf, Inc. | Nevada |
| Caesars Entertainment Operating Company, Inc. ⁶ | Delaware |
| Caesars Entertainment Resort Properties Finance, Inc. | Delaware |
| Caesars Entertainment Resort Properties Holdco, LLC | Delaware |
| Caesars Entertainment Resort Properties, LLC | Delaware |
| Caesars Entertainment Retail, Inc. | Nevada |
| Caesars Entertainment Services (UK) Ltd. | United Kingdom |
| Caesars Entertainment UK Ltd. | United Kingdom |
| Caesars Entertainment Windsor Limited | Canada |
| Caesars Escrow Corporation | Delaware |
| Caesars Europe Development, LLC | Delaware |
| Caesars Florida Acquisition Company, LLC | Delaware |
| Caesars Hotel Castilla La Mancha, S.L. | Spain |
| Caesars India Sponsor Company, LLC | Nevada |

| Name | Jurisdiction of Incorporation |
|---|-------------------------------|
| Caesars Growth Partners, LLC ⁷ | Delaware |
| Caesars Korea Holding Company, LLC | Delaware |
| Caesars Korea Services, LLC | Delaware |
| Caesars License Company, LLC | Nevada |
| Caesars Linq, LLC | Delaware |
| Caesars Marketing Services Corporation | Nevada |
| Caesars Massachusetts Acquisition Company, LLC | Delaware |
| Caesars Massachusetts Development Company, LLC | Delaware |
| Caesars Massachusetts Investment Company, LLC | Delaware |
| Caesars Massachusetts Management Company, LLC | Delaware |
| Caesars New Jersey, Inc. | New Jersey |
| Caesars Octavius, LLC | Delaware |
| Caesars Ohio Acquisition, LLC | Delaware |
| Caesars Ohio Investment, LLC | Delaware |
| Caesars Ontario Holding, Inc. | Canada |
| Caesars Operating Escrow LLC | Delaware |
| Caesars Palace Corporation | Delaware |
| Caesars Palace Realty Corporation | Nevada |
| Caesars Palace Sports Promotions, Inc. | Nevada |
| Caesars Riverboat Casino, LLC | Indiana |
| Caesars Spain Holdings Limited | England/Wales |
| Caesars Tournament, LLC | Delaware |
| Caesars Trex, Inc. | Delaware |
| Caesars United Kingdom, Inc. | Nevada |
| Caesars World International Corporation PTE, Ltd. | Singapore |
| Caesars World International Far East Limited | Hong Kong |
| Caesars World Marketing Corporation | New Jersey |
| Caesars World Merchandising, Inc. | Nevada |
| Caesars World, LLC | Florida |
| California Clearing Corporation | California |
| Casanova Club Limited | England/Wales |
| Casino Computer Programming, Inc. | Indiana |
| CG Services, LLC | Delaware |
| CH Management Company, Ltd. | Hong Kong |
| Chester Downs and Marina LLC ⁸ | Pennsylvania |
| Chester Downs Finance Corp. | Delaware |
| Chester Facility Holding Company, LLC | Delaware |
| Christian County Land Acquisition Company, LLC | Delaware |
| Cinderlane, Inc. | Nevada |
| Consolidated Supplies, Services and Systems | Nevada |
| Corby Leisure Retail Development Limited | England/Wales |
| Corner Investment Company Newco, LLC | Nevada |
| Creator Capital Limited ⁹ | Bermuda |
| Cromwell Manager, LLC | Delaware |
| Culembourg Metropole Casino (Pty) Limited | South Africa |
| CZL Development Company, LLC | Delaware |
| CZL Investment Company, LLC | Delaware |
| CZL Management Company, LLC | Delaware |
| Dagger Holdings Limited | England/Wales |
| DCH Exchange, LLC | Nevada |
| DCH Lender, LLC | Nevada |
| Des Plaines Development Limited Partnership ¹⁰ | Delaware |
| Desert Palace, Inc. | Nevada |
| Durante Holdings, LLC | Nevada |
| East Beach Development Corporation | Mississippi |
| Emerald Safari Resort (Pty) Limited ¹¹ | South Africa |

| Name | Jurisdiction of Incorporation |
|---|-------------------------------|
| FHR Corporation | Nevada |
| FHR Parent, LLC | Delaware |
| Flamingo CERP Manager, LLC | Nevada |
| Flamingo Las Vegas Operating Company, LLC | Nevada |
| Flamingo-Laughlin, LLC | Nevada |
| Flamingo-Laughlin Parent, LLC | Delaware |
| GB Investor, LLC | Delaware |
| GCA Acquisition Subsidiary, Inc. | Minnesota |
| GNOC, Corp. | New Jersey |
| Golden Nugget Club Limited | England/Wales |
| Grand Casinos of Biloxi, LLC | Minnesota |
| Grand Casinos of Mississippi, LLC - Gulfport | Mississippi |
| Grand Casinos, Inc. | Minnesota |
| Grand Media Buying, Inc. | Minnesota |
| HAC CERP Manager, LLC | New Jersey |
| Harrah South Shore Corporation | California |
| Harrah's (Barbados) SRL | Barbados |
| Harrah's Activity Limited | England/Wales |
| Harrah's Arizona Corporation | Nevada |
| Harrah's Atlantic City Mezz 1, LLC | Delaware |
| Harrah's Atlantic City Mezz 2, LLC | Delaware |
| Harrah's Atlantic City Mezz 3, LLC | Delaware |
| Harrah's Atlantic City Mezz 4, LLC | Delaware |
| Harrah's Atlantic City Mezz 5, LLC | Delaware |
| Harrah's Atlantic City Mezz 6, LLC | Delaware |
| Harrah's Atlantic City Mezz 7, LLC | Delaware |
| Harrah's Atlantic City Mezz 8, LLC | Delaware |
| Harrah's Atlantic City Mezz 9, LLC | Delaware |
| Harrah's Atlantic City Operating Company, LLC | New Jersey |
| Harrah's Atlantic City Propco, LLC | Delaware |
| Harrah's BC, Inc. | Delaware |
| Harrah's Bossier City Investment Company, LLC | Louisiana |
| Harrah's Bossier City Management Company, LLC | Nevada |
| Harrah's Chester Downs Investment Company, LLC | Delaware |
| Harrah's Chester Downs Management Company, LLC | Nevada |
| Harrah's Entertainment Limited | England/Wales |
| Harrah's Illinois Corporation | Nevada |
| Harrah's Interactive Investment Company | Nevada |
| Harrah's International C.V. | The Netherlands |
| Harrah's International Holding Company, Inc. | Delaware |
| Harrah's Investments, Inc. | Nevada |
| Harrah's Iowa Arena Management, LLC | Delaware |
| Harrah's Las Vegas, LLC | Nevada |
| Harrah's Laughlin, LLC | Nevada |
| Harrah's Management Company | Nevada |
| Harrah's Maryland Heights Operating Company | Nevada |
| Harrah's MH Project, LLC | Delaware |
| Harrah's NC Casino Company, LLC | North Carolina |
| Harrah's New Orleans Management Company | Nevada |
| Harrah's North Kansas City LLC | Missouri |
| Harrah's Operating Company Memphis, LLC | Delaware |
| Harrah's Pittsburgh Management Company | Nevada |
| Harrah's Reno Holding Company, Inc. | Nevada |
| Harrah's Shreveport Investment Company, LLC | Nevada |
| Harrah's Shreveport Management Company, LLC | Nevada |
| Harrah's Shreveport/Bossier City Holding Company, LLC | Delaware |

| Name | Jurisdiction of Incorporation |
|--|-------------------------------|
| Harrah's Shreveport/Bossier City Investment Company, LLC | Delaware |
| Harrah's Southwest Michigan Casino Corporation | Nevada |
| Harrah's Travel, Inc. | Nevada |
| Harrah's West Warwick Gaming Company, LLC | Delaware |
| Harveys BR Management Company, Inc. | Nevada |
| Harveys C.C. Management Company, Inc. | Nevada |
| Harveys Iowa Management Company, Inc. | Nevada |
| Harveys Tahoe Management Company, Inc. | Nevada |
| H-BAY, LLC | Nevada |
| HBR Realty Company, Inc. | Nevada |
| HCAL, LLC | Nevada |
| HCR Services Company, Inc. | Nevada |
| HEI Holding C.V. | The Netherlands |
| HEI Holding Company One, Inc. | Nevada |
| HEI Holding Company Two, Inc. | Nevada |
| HET International 1 B.V. | The Netherlands |
| HET International 2 B.V. | The Netherlands |
| HHLV Management Company, LLC | Nevada |
| HIE Holdings Topco, Inc. | Delaware |
| HIE Holdings, Inc. | Delaware |
| HLV CERP Manager, LLC | Nevada |
| Hole in the Wall, LLC | Nevada |
| Horseshoe Cincinnati Management, LLC | Delaware |
| Horseshoe Cleveland Management, LLC | Delaware |
| Horseshoe Entertainment | Louisiana |
| Horseshoe Gaming Holding, LLC | Delaware |
| Horseshoe GP, LLC | Nevada |
| Horseshoe Hammond, LLC | Indiana |
| Horseshoe Ohio Development, LLC | Delaware |
| Horseshoe Shreveport, L.L.C. | Louisiana |
| HTM Holding, Inc. | Nevada |
| Inter Casino Management (Egypt) Limited | Isle of Man |
| JCC Holding Company II Newco, LLC | Delaware |
| JGB Vegas Retail Lessee, LLC ¹² | Nevada |
| Koval Holdings Company, LLC | Delaware |
| Koval Investment Company, LLC | Nevada |
| LAD Hotel Partners, LLC ¹³ | Louisiana |
| Las Vegas Golf Management, LLC | Nevada |
| Las Vegas Resort Development, Inc. | Nevada |
| Laughlin CERP Manager, LLC | Nevada |
| Laundry Parent, LLC | Delaware |
| LCI (Overseas) Investments Pty Ltd. | South Africa |
| LCI plc | England/Wales |
| Lifeboat, Inc. | Louisiana |
| London Clubs (Overseas) Limited | England/Wales |
| London Clubs Brighton Limited | England/Wales |
| London Clubs Glasgow Limited | Scotland |
| London Clubs Holdings Limited | England/Wales |
| London Clubs International Limited | England/Wales |
| London Clubs Leeds Limited | England/Wales |
| London Clubs Limited | England/Wales |
| London Clubs LSQ Limited | England/Wales |
| London Clubs Management Limited | England/Wales |
| London Clubs Manchester Limited | England/Wales |
| London Clubs Nottingham Limited | England/Wales |
| London Clubs Poker Room Limited | England/Wales |

| Name | Jurisdiction of Incorporation |
|---|--|
| London Clubs South Africa Limited | England/Wales |
| London Clubs Southend Limited | England/Wales |
| London Clubs Trustee Limited | England/Wales |
| LVH Corporation | Nevada |
| LVH Parent, LLC | Delaware |
| Martial Development Corporation | New Jersey |
| Nevada Marketing, LLC | Nevada |
| New Gaming Capital Partnership | Nevada |
| Ocean Showboat, Inc. | New Jersey |
| Octavius Linq Holding Co., LLC | Delaware |
| Octavius/Linq Intermediate Holding, LLC | Delaware |
| OCZ Holdings Pte. Ltd. ¹⁴ | Singapore |
| Parball LLC | Nevada |
| Parball Parent, LLC | Delaware |
| Paris CERP Manager, LLC | Nevada |
| Paris Las Vegas Operating Company, LLC | Nevada |
| Park Place Finance, ULC | Nova Scotia |
| PH Employees Parent, LLC | Delaware |
| PHW Investments, LLC | Delaware |
| PHW Las Vegas, LLC | Nevada |
| PHW Manager, LLC | Nevada |
| Playboy Club (London) Limited | England/Wales |
| Players Bluegrass Downs, Inc. | Kentucky |
| Players Development, Inc. | Nevada |
| Players Holding, LLC | Nevada |
| Players International, LLC | Nevada |
| Players LC, LLC | Nevada |
| Players Maryland Heights Nevada, LLC | Nevada |
| Players Resources, Inc. | Nevada |
| Players Riverboat II, LLC | Louisiana |
| Players Riverboat Management, LLC | Nevada |
| Players Riverboat, LLC | Nevada |
| Players Services, Inc. | New Jersey |
| R Casino Limited | England/Wales |
| R Club (London) Limited | England/Wales |
| Reno Crossroads, LLC | Delaware |
| Reno Projects, Inc. | Nevada |
| Rio CERP Manager, LLC | Nevada |
| Rio Development Company, Inc. | Nevada |
| Rio Properties, LLC | Nevada |
| Rio Property Holding, LLC | Nevada |
| Robinson Property Group Corp. | Mississippi |
| Roman Entertainment Corporation of Indiana | Indiana |
| Roman Holding Corporation of Indiana | Indiana |
| Romulus Risk and Insurance Company, Inc. | Nevada |
| Showboat Atlantic City Mezz 1, LLC | Delaware |
| Showboat Atlantic City Mezz 2, LLC | Delaware |
| Showboat Atlantic City Mezz 3, LLC | Delaware |
| Showboat Atlantic City Mezz 4, LLC | Delaware |
| Showboat Atlantic City Mezz 5, LLC | Delaware |
| Showboat Atlantic City Mezz 6, LLC | Delaware |
| Showboat Atlantic City Mezz 7, LLC | Delaware |
| Showboat Atlantic City Mezz 8, LLC | Delaware |
| Showboat Atlantic City Mezz 9, LLC | Delaware |
| Showboat Atlantic City Operating Company, LLC | New Jersey |
| Showboat Atlantic City Propco, LLC | Delaware |

| Name | Jurisdiction of Incorporation |
|--|--------------------------------------|
| Showboat Holding, LLC | Nevada |
| Showboat Nova Scotia ULC | Nova Scotia |
| Southern Illinois Riverboat/Casino Cruises, Inc. | Illinois |
| Sterling Suffolk Racecourse, LLC ¹⁵ | Massachusetts |
| Tahoe Garage Propco, LLC | Delaware |
| The Caesars Foundation | Nevada |
| The Quad Manager, LLC | Delaware |
| The Sportsman Club Limited | England/Wales |
| Thistledown Management, LLC | Delaware |
| TRB Flamingo, LLC | Nevada |
| Trigger Real Estate Corporation | Nevada |
| Tunica Roadhouse Corporation | Delaware |
| Twain Avenue, Inc. | Nevada |
| Village Walk Construction, LLC | Delaware |
| Windsor Casino Limited | Canada |
| Winnick Holdings, LLC | Delaware |
| Winnick Parent, LLC | Delaware |
| Woodbury Manager, LLC | Delaware |

1 11.46% B I Gaming Corporation; 83.77% Harrah's International Holding Company, Inc.; 4.77% third party shareholders

2 55% Baluma Holdings S.A.; 45% non-affiliate

3 60% Harrah's Entertainment Limited.; 40% non-affiliate

4 69% Caesars Entertainment Operating Company, Inc.: 20.2% CERP; 10.8% CGPH

5 89% Caesars Entertainment Corporation; 6% Management shareholders; 5% non-affiliates

6 38.99% Caesars Acquisition Company; 61.01 % affiliates of Caesars Entertainment Corporation

7 99.5% Harrah's Chester Downs Investment Company, LLC; 0.5% third party shareholders

8 7.5% Harrah's Interactive Investment Company; 92.5% non-affiliate

9 80% Harrah's Illinois Corporation; 20% non-affiliate

10 70% LCI (Overseas) Investments Pty Ltd.; 30% non-affiliate

11 16.25% GB Investor, LLC; 83.75% non- affiliate

12 49% Harrah's Bossier City Investment Company, LLC; 51% non-affiliate

13 50% Caesars Korea Holding Company, LLC; 50% non-affiliate

14 4.2% Caesars Massachusetts Investment Company, LLC; 95.8% non-affiliate

CONSENT OF INDEPENDENT REGISTERED PUBLIC ACCOUNTING FIRM

We consent to the incorporation by reference in Registration Statement Nos. 333-182385 and 333-204343 on Form S-8 and Registration Statement No. 333-180116 on Form S-3 of Caesars Entertainment Corporation of our report dated February 14, 2017, relating to the consolidated balance sheets of Caesars Entertainment Corporation and subsidiaries (the “Company”) as of December 31, 2016 and 2015, and the related consolidated statements of operations and comprehensive income/(loss), stockholders' equity/(deficit) and cash flows for each of the three years in the period ended December 31, 2016, and the consolidated financial statement schedules included in Item 15, which expresses an unqualified opinion on those consolidated financial statements and financial statement schedules and included an emphasis of a matter paragraph regarding the Company’s majority owned subsidiary, Caesars Entertainment Operating Company, Inc. (CEOC) and certain of its U.S. subsidiaries filing for reorganization under Chapter 11 of the Bankruptcy Code, which resulted in the Company deconsolidating CEOC effective January 15, 2015 and an explanatory paragraph regarding uncertainties that raise substantial doubt about the ability of the Company to continue as a going concern; and of our report dated February 14, 2017, on the Company's internal control over financial reporting as of December 31, 2016, which expressed an unqualified opinion on the Company's internal control over financial reporting, both appearing in the Annual Report on Form 10-K of Caesars Entertainment Corporation for the year ended December 31, 2016.

/s/ DELOITTE & TOUCHE LLP
Las Vegas, Nevada
February 14, 2017

By: /S/ MARK P. FRISSORA
Mark P. Frissora
President and Chief Executive Officer

I, Eric Hession, certify that:

1. I have reviewed this annual report on Form 10-K of Caesars Entertainment Corporation;
2. Based on my knowledge, this report does not contain any untrue statement of a material fact or omit to state a material fact necessary to make the statements made, in light of the circumstances under which such statements were made, not misleading with respect to the period covered by this report;
3. Based on my knowledge, the financial statements, and other financial information included in this report, fairly present in all material respects the financial condition, results of operations and cash flows of the registrant as of, and for, the periods presented in this report;
4. The registrant's other certifying officers and I are responsible for establishing and maintaining disclosure controls and procedures (as defined in Exchange Act Rules 13a-15(e) and 15d-15(e)) and internal control over financial reporting (as defined in Exchange Act Rules 13a-15(f) and 15d-15(f)) for the registrant and have:
 - a) designed such disclosure controls and procedures, or caused such disclosure controls and procedures to be designed under our supervision, to ensure that material information relating to the registrant, including its consolidated subsidiaries, is made known to us by others within those entities, particularly during the period in which this report is being prepared;
 - b) designed such internal control over financial reporting, or caused such internal control over financial reporting to be designed under our supervision, to provide reasonable assurance regarding the reliability of financial reporting and the preparation of financial statements for external purposes in accordance with generally accepted accounting principles;
 - c) evaluated the effectiveness of the registrant's disclosure controls and procedures and presented in this report our conclusions about the effectiveness of the disclosure controls and procedures, as of the end of the period covered by this report based on such evaluation; and
 - d) disclosed in this report any change in the registrant's internal control over financial reporting that occurred during the registrant's most recent fiscal quarter (the registrant's fourth fiscal quarter in the case of an annual report) that has materially affected, or is reasonably likely to materially affect, the registrant's internal control over financial reporting; and
5. The registrant's other certifying officers and I have disclosed, based on our most recent evaluation of internal control over financial reporting, to the registrant's auditors and the audit committee of the registrant's board of directors (or persons performing the equivalent functions):
 - a) all significant deficiencies and material weaknesses in the design or operation of internal control over financial reporting which are reasonably likely to adversely affect the registrant's ability to record, process, summarize and report financial information; and
 - b) any fraud, whether or not material, that involves management or other employees who have a significant role in the registrant's internal control over financial reporting.

Date: February 14, 2017

By: /s/ ERIC HESSION

Eric Hession

Executive Vice President and Chief Financial Officer

Certification of Principal Executive Officer

Pursuant to 18 U.S.C. § 1350, as created by Section 906 of the Sarbanes-Oxley Act of 2002, the undersigned officer of Caesars Entertainment Corporation (the “Company”), hereby certifies, to such officer's knowledge, that:

- (i) the accompanying Annual Report on Form 10-K of the Company for the year ended December 31, 2016 (the “Report”) fully complies with the requirements of Section 13(a) or Section 15(d), as applicable, of the Securities Exchange Act of 1934, as amended; and
- (ii) the information contained in the Report fairly presents, in all material respects, the financial condition and results of operations of the Company.

Date: February 14, 2017

By: /S/ MARK P. FRISSORA

Mark P. Frissora

President and Chief Executive Officer

The foregoing certification is being furnished solely to accompany the Report pursuant to 18 U.S.C. § 1350, and is not being filed for purposes of Section 18 of the Securities Exchange Act of 1934, as amended, and is not to be incorporated by reference into any filing of the Company, whether made before or after the date hereof, regardless of any general incorporation language in such filing.

Certification of Principal Executive Officer

Pursuant to 18 U.S.C. § 1350, as created by Section 906 of the Sarbanes-Oxley Act of 2002, the undersigned officer of Caesars Entertainment Corporation (the “Company”), hereby certifies, to such officer's knowledge, that:

- (i) the accompanying Annual Report on Form 10-K of the Company for the year ended December 31, 2016 (the “Report”) fully complies with the requirements of Section 13(a) or Section 15(d), as applicable, of the Securities Exchange Act of 1934, as amended; and
- (ii) the information contained in the Report fairly presents, in all material respects, the financial condition and results of operations of the Company.

Date: February 14, 2017

By: _____ /s/ ERIC HESSION

Eric Hession

Executive Vice President and Chief Financial Officer

The foregoing certification is being furnished solely to accompany the Report pursuant to 18 U.S.C. § 1350, and is not being filed for purposes of Section 18 of the Securities Exchange Act of 1934, as amended, and is not to be incorporated by reference into any filing of the Company, whether made before or after the date hereof, regardless of any general incorporation language in such filing.

GAMING REGULATORY OVERVIEW

General

The ownership and operation of casino entertainment facilities are subject to pervasive regulation under the laws, rules and regulations of each of the jurisdictions in which we operate. Gaming laws are based upon declarations of public policy designed to ensure that gaming is conducted honestly, competitively and free of criminal and corruptive elements. Since the continued growth and success of gaming is dependent upon public confidence, gaming laws protect gaming consumers and the viability and integrity of the gaming industry, including prevention of cheating and fraudulent practices. Gaming laws may also be designed to protect and maximize state and local revenues derived through taxation and licensing fees imposed on gaming industry participants and enhance economic development and tourism. To accomplish these public policy goals, gaming laws establish procedures to ensure that participants in the gaming industry meet certain standards of character and fitness, or suitability. In addition, gaming laws require gaming industry participants to:

- Establish and maintain responsible accounting practices and procedures;
- Maintain effective controls over their financial practices, including establishment of minimum procedures for internal fiscal affairs and the safeguarding of assets and revenues;
- Maintain systems for reliable record keeping;
- File periodic reports with gaming regulators; and
- Maintain strict compliance with various laws, regulations and required minimum internal controls pertaining to gaming.

Typically, regulatory environments in the jurisdictions in which we operate are established by statute and are administered by a regulatory agency or agencies with interpretive authority with respect to gaming laws and regulations and broad discretion to regulate the affairs of owners, managers, and persons/entities with financial interests in gaming operations. Among other things, gaming authorities in the various jurisdictions in which we operate:

- Adopt rules and regulations under the implementing statutes;
- Make appropriate investigations to determine if there has been any violation of laws or regulations;
- Enforce gaming laws and impose disciplinary sanctions for violations, including fines and penalties;
- Review the character and fitness of participants in gaming operations and make determinations regarding their suitability or qualification for licensure;
- Grant licenses for participation in gaming operations;
- Collect and review reports and information submitted by participants in gaming operations;
- Review and approve transactions, such as acquisitions or change-of-control transactions of gaming industry participants, securities offerings and debt transactions engaged in by such participants; and
- Establish and collect fees and/or taxes.

Licensing and Suitability Determinations

Gaming laws require us, each of our subsidiaries engaged in gaming operations, certain of our directors, officers and employees, and in some cases, our stockholders and holders of our debt securities, to obtain licenses or findings of suitability from gaming authorities. Licenses or findings of suitability typically require a determination that the applicant qualifies or is suitable. Gaming authorities have very broad discretion in determining whether an applicant qualifies for licensing or should be deemed suitable. Subject to certain administrative proceeding requirements, the gaming regulators have the authority to deny any application or limit, condition, restrict, revoke or suspend any license, registration, finding of suitability or approval, or fine any person licensed, registered or found suitable or approved, for any cause deemed reasonable by the gaming authorities. Criteria used in determining whether to grant a license or finding of suitability, while varying between jurisdictions, generally include consideration of factors such as:

- The financial stability, integrity and responsibility of the applicant, including whether the operation is adequately capitalized in the jurisdiction and exhibits the ability to maintain adequate insurance levels;
- The quality of the applicant's casino facilities;
- The amount of revenue to be derived by the applicable jurisdiction through operation of the applicant's gaming facility;
- The applicant's practices with respect to minority hiring and training; and
- The effect on competition and general impact on the community.

In evaluating individual applicants, gaming authorities consider the individual's reputation for good character and criminal and financial history and the character of those with whom the individual associates.

Many jurisdictions limit the number of licenses granted to operate gaming facilities within the jurisdiction, and some jurisdictions limit the number of licenses granted to any one gaming operator. For example, in Indiana, state law allows us to only hold two gaming licenses. Licenses under gaming laws are generally not transferable unless the transfer is approved by the requisite regulatory agency. Licenses in many of the jurisdictions in which we conduct gaming operations are granted for limited durations and require renewal from time to time. In Iowa, our ability to continue our casino operations is subject to a referendum every eight years or at any time upon petition of the voters in the county in which we operate; the most recent referendum occurred in 2010. Our New Orleans casino operates under a contract with the Louisiana gaming authorities which extends until 2018, with a ten-year renewal period. There can be no assurance that any of our licenses or any of the above mentioned contracts will be renewed, or with respect to our gaming operations in Iowa, that continued gaming activity will be approved in any referendum.

Most jurisdictions have statutory or regulatory provisions that govern the required action that must be taken in the event that a license is revoked or not renewed. For example, under Indiana law, a trustee approved by gaming authorities will assume complete operational control of our riverboat in the event our license is revoked or not renewed, and will be authorized to take any action necessary to sell the property if we are unable to find a suitable buyer within 180 days.

In addition to us and our direct and indirect subsidiaries engaged in gaming operations, gaming authorities may investigate any individual or entity having a material relationship to, or material involvement with, any of these entities to determine whether such individual is suitable or should be licensed as a business associate of a gaming licensee. Certain jurisdictions require that any change in our directors or officers, including the directors or officers of our subsidiaries, must be approved by the requisite regulatory agency. Our officers, directors and certain key employees must also file applications with the gaming authorities and may be required to be licensed, qualified or be found suitable in many jurisdictions. Gaming authorities may deny an application for licensing for any cause which they deem reasonable. Qualification and suitability determinations require submission of detailed personal and financial information followed by a thorough investigation. The burden of demonstrating suitability is on the applicant, who must pay all the costs of the investigation. Changes in licensed positions must be reported to gaming authorities and in addition to their authority to deny an application for licensure, qualification or a finding of suitability, gaming authorities have jurisdiction to condition, limit, or disapprove of a change in a corporate position.

If gaming authorities were to find that an officer, director or key employee fails to qualify or is unsuitable for licensing or unsuitable to continue having a relationship with us, we would have to sever all relationships with such person. In addition, gaming authorities may require us to terminate the employment of any person who refuses to file appropriate applications.

Moreover, in many jurisdictions, any of our stockholders or holders of our debt securities may be required to file an application, be investigated, and qualify or have his, her or its suitability determined. For example, under Nevada gaming laws, each person who acquires, directly or indirectly, beneficial ownership of any voting security, or beneficial or record ownership of any non-voting security or any debt security in a public corporation which is registered with the Nevada Gaming Commission (the “Commission”), such as Caesars Entertainment Corporation, may be required to be found suitable if the Commission has reason to believe that his or her acquisition of that ownership, or his or her continued ownership in general, would be inconsistent with the declared public policy of Nevada, in the sole discretion of the Commission. Any person required by the Commission to be found suitable shall apply for a finding of suitability within 30 days after the Commission's request that he or she should do so and, together with his or her application for suitability, deposit with the Nevada Gaming Control Board (the “Board”) a sum of money which, in the sole discretion of the Board, will be adequate to pay the anticipated costs and charges incurred in the investigation and processing of that application for suitability, and deposit such additional sums as are required by the Board to pay final costs and charges.

Furthermore, any person required by a gaming authority to be found suitable, who is found unsuitable by the gaming authority, shall not be able to hold directly or indirectly the beneficial ownership of any voting security or the beneficial or record ownership of any nonvoting security or any debt security of any public corporation which is registered with the gaming authority, such as Caesars Entertainment Corporation, beyond the time prescribed by the gaming authority. A violation of the foregoing may constitute a criminal offense. A finding of unsuitability by a particular gaming authority impacts that person's ability to associate or affiliate with gaming licensees in that particular jurisdiction and could impact the person's ability to associate or affiliate with gaming licensees in other jurisdictions.

Many jurisdictions also require any person who acquires beneficial ownership of more than a certain percentage of our voting securities and, in some jurisdictions, our non-voting securities, typically 5%, to report the acquisition to gaming authorities, and gaming authorities may require such holders to apply for qualification or a finding of suitability. Most gaming authorities, however, allow an “institutional investor” to apply for a waiver that allows the “institutional investor” to acquire, in most cases, up to 15% of our voting securities without applying for qualification or a finding of suitability. An “institutional investor” is generally defined as an investor acquiring and holding voting securities in the ordinary course of business as an institutional investor, and not for the purpose of causing, directly or indirectly, the election of a majority of the members of our board of directors, any change in our corporate charter, bylaws, management, policies or operations, or those of any of our gaming affiliates, or the taking of any other action which gaming authorities find to be inconsistent with holding our voting securities for investment purposes only. An application for a waiver as an institutional investor requires the submission of detailed information about the company and its regulatory filings, the name of each person that beneficially owns more than 5% of the institutional investor's voting securities or other equivalent and a certification made under oath or penalty for perjury, that the voting securities were acquired and are held for investment purposes only. Even if a waiver is granted, an institutional investor generally may not take any action inconsistent with its status when the waiver was granted without once again becoming subject to the foregoing reporting and application obligations. A change in the investment intent of an institutional investor must be reported to certain regulatory authorities immediately after its decision.

Notwithstanding, each person who acquires directly or indirectly, beneficial ownership of any voting security, or beneficial or record ownership of any nonvoting security or any debt security in our company may be required to be found suitable if a gaming authority has reason to believe that such person's acquisition of that ownership would otherwise be inconsistent with the declared policy of the jurisdiction.

Generally, any person who fails or refuses to apply for a finding of suitability or a license within the prescribed period after being advised it is required by gaming authorities may be denied a license or found unsuitable, as applicable. The same restrictions may also apply to a record owner if the record owner, after request, fails to identify the beneficial owner. Any person found unsuitable or denied a license and who holds, directly or indirectly, any beneficial ownership of our securities beyond such period of time as may be prescribed by the applicable gaming authorities may be guilty of a criminal offense. Furthermore, we may be subject to disciplinary action if, after we receive notice that a person is unsuitable to be a stockholder or to have any other relationship with us or any of our subsidiaries, we:

- pay that person any dividend or interest upon our voting securities;
- allow that person to exercise, directly or indirectly, any voting right conferred through securities held by that person;
- pay remuneration in any form to that person for services rendered or otherwise; or
- fail to pursue all lawful efforts to require such unsuitable person to relinquish his voting securities
- including, if necessary, the immediate purchase of said voting securities for cash at fair market value.

Although many jurisdictions generally do not require the individual holders of debt securities such as notes to be investigated and found suitable, gaming authorities may nevertheless retain the discretion to do so for any reason, including but not limited to, a default, or where the holder of the debt instruments exercises a material influence over the gaming operations of the entity in question. Any holder of debt securities required to apply for a finding of suitability or otherwise qualify must generally pay all investigative fees and costs of the gaming authority in connection with such an investigation. If the gaming authority determines that a person is unsuitable to own a debt security, we may be subject to disciplinary action, including the loss of our approvals, if without the prior approval of the gaming authority, we:

- pay to the unsuitable person any dividend, interest or any distribution whatsoever;
- recognize any voting right by the unsuitable person in connection with those securities;
- pay the unsuitable person remuneration in any form; or
- make any payment to the unsuitable person by way of principal, redemption, conversion, exchange, liquidation or similar transaction.

Certain jurisdictions impose similar restrictions in connection with debt securities and retain the right to require holders of debt securities to apply for a license or otherwise be found suitable by the gaming authority.

Under New Jersey gaming laws, if a holder of our debt or equity securities is required to qualify, the holder may be required to file an application for qualification or divest itself of the securities. If the holder files an application for qualification, it must place the securities in trust with an approved trustee. If the gaming regulatory authorities approve interim authorization, and while the application for plenary qualification is pending, such holder may, through the approved trustee, continue to exercise all rights incident to the ownership of the securities. If the gaming regulatory authorities deny interim authorization, the trust shall become operative and the trustee shall have the authority to exercise all the rights incident to ownership, including the authority to dispose of the securities and the security holder shall have no right to participate in casino earnings and may only receive a return on its investment in an amount not to exceed the actual cost of the investment (as defined by New Jersey gaming laws). If the security holder obtains interim authorization but the gaming authorities later find reasonable cause to believe that the security holder may be found unqualified, the trust shall become operative and the trustee shall have the authority to exercise all rights incident to ownership pending a determination on such holder's qualifications. However, during the period the securities remain in trust, the security holder may petition the New Jersey gaming authorities to direct the trustee to dispose of the trust property and distribute proceeds of the trust to the security holder in an amount not to exceed the lower of the actual cost of the investment or the value of the securities on the date the trust became operative. If the security holder is ultimately found unqualified, the trustee is required to sell the securities and to distribute the proceeds of the sale to the applicant in an amount not exceeding the lower of the actual cost of the investment or the value of the securities on the date the trust became operative and to distribute the remaining proceeds to the state. If the security holder is found qualified, the trust agreement will be terminated.

Additionally, following the Reclassification, the Certificates of Incorporation of CEC and CEOC contain provisions establishing the right to redeem the securities of disqualified holders if necessary to avoid any regulatory sanctions, to prevent the loss or to secure the reinstatement of any license or franchise, or if such holder is determined by any gaming regulatory agency to be unsuitable, has an application for a license or permit denied or rejected, or has a previously issued license or permit rescinded, suspended, revoked or not renewed. The Certificates of Incorporation also contain provisions defining the redemption price and the rights of a disqualified security holder. In the event a security holder is disqualified, the New Jersey gaming authorities are empowered to propose any necessary action to protect the public interest, including the suspension or revocation of the licenses for the casinos we own in New Jersey.

Many jurisdictions also require that manufacturers and distributors of gaming equipment and suppliers of certain goods and services to gaming industry participants be licensed and require us to purchase and lease gaming equipment, supplies and services only from licensed suppliers.

Violations of Gaming Laws

If we or our subsidiaries violate applicable gaming laws, our gaming licenses could be limited, conditioned, suspended or revoked by gaming authorities, and we and any other persons involved could be subject to substantial fines. Further, a supervisor or conservator can be appointed by gaming authorities to operate our gaming properties, or in some jurisdictions, take title to our gaming assets in the jurisdiction, and under certain circumstances, earnings generated during such appointment could be forfeited to the applicable jurisdictions. Furthermore, violations of laws in one jurisdiction could result in disciplinary action in other jurisdictions. As a result, violations by us of applicable gaming laws could have a material adverse effect on our financial condition, prospects and results of operations.

Reporting and Recordkeeping Requirements

We are required periodically to submit detailed financial and operating reports and furnish any other information about us and our subsidiaries which gaming authorities may require. Under federal law, we are required to record and submit detailed reports of currency transactions involving greater than \$10,000 at our casinos and Suspicious Activity Reports (“SARCs”) if the facts presented so warrant. Some jurisdictions require us to maintain a log that records aggregate cash transactions in the amount of \$3,000 or more. We are required to maintain a current stock ledger which may be examined by gaming authorities at any time. We may also be required to disclose to gaming authorities upon request the identities of the holders of our debt or other securities. If any securities are held in trust by an agent or by a nominee, the record holder may be required to disclose the identity of the beneficial owner to gaming authorities. Failure to make such disclosure may be grounds for finding the record holder unsuitable. In Indiana, we are required to submit a quarterly report to gaming authorities disclosing the identity of all persons holding interests of 1% or greater in a riverboat licensee or holding company. Gaming authorities may also require certificates for our stock to bear a legend indicating that the securities are subject to specified gaming laws. In certain jurisdictions, gaming authorities have the power to impose additional restrictions on the holders of our securities at any time.

Review and Approval of Transactions

Substantially all material loans, leases, sales of securities and similar financing transactions by us and our subsidiaries must be reported to, or approved by, gaming authorities. Neither we nor any of our subsidiaries may make a public offering of securities without the prior approval of certain gaming authorities if the securities or the proceeds therefrom are intended to be used to construct, acquire or finance gaming facilities in such jurisdictions, or to retire or extend obligations incurred for such purposes. Such approval, if given, does not constitute a recommendation or approval of the investment merits of the securities subject to the offering. Changes in control through merger, consolidation, stock or asset acquisitions, management or consulting agreements, or otherwise, require prior approval of gaming authorities in certain jurisdictions. Entities seeking to acquire control of us or one of our subsidiaries must satisfy gaming authorities with respect to a variety of stringent standards prior to assuming control. Gaming authorities may also require controlling stockholders, officers, directors and other persons having a material relationship or involvement with the entity proposing to acquire control, to be investigated and licensed as part of the approval process relating to the transaction.

Certain gaming laws and regulations in jurisdictions we operate in establish that certain corporate acquisitions opposed by management, repurchases of voting securities and corporate defense tactics affecting us or our subsidiaries may be injurious to stable and productive corporate gaming, and as a result, prior approval may be required before we may make exceptional repurchases of voting securities (such as repurchases which treat holders differently) above the current market price and before a corporate acquisition opposed by management can be consummated. In certain jurisdictions, the gaming authorities also require prior approval of a plan of recapitalization proposed by the board of directors of a publicly traded corporation which is registered with the gaming authority in response to a tender offer made directly to the registered corporation's stockholders for the purpose of acquiring control of the registered corporation.

Because licenses under gaming laws are generally not transferable, our ability to grant a security interest in any of our gaming assets is limited and may be subject to receipt of prior approval from gaming authorities. A pledge of the stock of a subsidiary holding a gaming license and the foreclosure of such a pledge may be ineffective without the prior approval of gaming authorities in certain jurisdictions. Moreover, our subsidiaries holding gaming licenses may be unable to guarantee a security issued by an affiliated or parent company pursuant to a public offering, or pledge their assets to secure payment of the obligations evidenced by the security issued by an affiliated or parent company, without the prior approval of certain gaming authorities. We are subject to extensive prior approval requirements relating to certain borrowings and security interests with respect to our New Orleans casino. If the holder of a security interest wishes operation of the casino to continue during and after the filing of a suit to enforce the security interest, it may request the appointment of a receiver approved by Louisiana gaming authorities, and under Louisiana gaming laws, the receiver is considered to have all our rights and obligations under our contract with Louisiana gaming authorities.

Some jurisdictions also require us to file a report with the gaming authority within a prescribed period of time following certain financial transactions and the offering of debt securities. Were they to deem it appropriate, certain gaming authorities reserve the right to order such transactions rescinded.

Certain jurisdictions require the implementation of a compliance review and reporting system created for the purpose of monitoring activities related to our continuing qualification. These plans require periodic reports to senior management of our company and to the regulatory authorities.

Certain jurisdictions require that an independent audit committee oversee the functions of surveillance and internal audit departments at our casinos.

License Fees and Gaming Taxes

We pay substantial license fees and taxes in many jurisdictions, including the counties, cities, and any related agencies, boards, commissions, or authorities, in which our operations are conducted, in connection with our casino gaming operations, computed in various ways depending on the type of gaming or activity involved. Depending upon the particular fee or tax involved, these fees and taxes are payable either daily, monthly, quarterly or annually. License fees and taxes are based upon such factors as:

- a percentage of the gross revenues received;
- the number of gaming devices and table games operated;
- franchise fees for riverboat casinos operating on certain waterways; and
- admission fees for customers boarding our riverboat casinos.

In many jurisdictions, gaming tax rates are graduated with the effect of increasing as gross revenues increase. Furthermore, tax rates are subject to change, sometimes with little notice, and we have recently experienced tax rate increases in a number of jurisdictions in which we operate. A live entertainment tax is also paid in certain jurisdictions by casino operations where entertainment is furnished in connection with the selling or serving of food or refreshments or the selling of merchandise.

Operational Requirements

In many jurisdictions, we are subject to certain requirements and restrictions on how we must conduct our gaming operations. In many jurisdictions, we are required to give preference to local suppliers and include minority-owned and women-owned businesses in construction projects to the maximum extent practicable.

Some jurisdictions also require us to give preferences to minority-owned and women-owned businesses in the procurement of goods and services. Some of our operations are subject to restrictions on the number of gaming positions we may have, the minimum or maximum wagers allowed by our customers, and the maximum loss a customer may incur within specified time periods.

Our land-based casino in New Orleans operates under a casino operating contract (the "COC") with the State of Louisiana Gaming Control Board, assuming the regulatory authority, control and jurisdiction of the Louisiana Economic Development Control Board pursuant to Louisiana Revised Statute 27:15.

Pursuant to the terms and conditions of the COC, our New Orleans casino is subject to not only many of the foregoing operational requirements, but also to restrictions on our food and beverage operations, including with respect to the size, location and marketing of eating establishments at our casino entertainment facility. Furthermore, with respect to the hotel tower, we are subject to restrictions on the number of rooms within the hotel, the amount of meeting space within the hotel and how we may market and advertise the rates we charge for rooms.

In Mississippi, we are required to include adequate parking facilities (generally 500 spaces or more) in close proximity to our existing casino complexes, as well as infrastructure facilities, such as hotels, that will amount to at least 25% of the casino cost. The infrastructure requirement was increased to 100% of the casino cost for any new casinos in Mississippi.

To comply with requirements of Iowa gaming laws, we have entered into management agreements with Iowa West Racing Association, a non-profit organization. The Iowa Racing and Gaming Commission has issued a joint license to Iowa West Racing Association and Harveys Iowa Management Company, Inc. for the operation of the Harrah's Council Bluffs Casino, which was an excursion gambling boat, but is now full-service, land-based casino. The company operates the casino pursuant to the management agreements.

The United Kingdom Gambling Act of 2005 which became effective in September 2007, replaced the Gaming Act 1968, and removed most of the restrictions on advertising. Though the 2005 Act controls marketing, advertising gambling is now controlled by the Advertising Standards Authority through a series of codes of practice. Known as the CAP codes, the codes offer guidance on the content of print, television and radio advertisements.

In Indiana, we are required to submit a quarterly report to gaming authorities disclosing the identity of all persons holding interests of 1% or greater in a riverboat licensee or holding company." Under an omnibus update to its rules, publicly traded companies are now exempt from this requirement. The amendment to 68 IAC 1-31-1 went into effect in early January 2013

Indian Gaming

The terms and conditions of management contracts and the operation of casinos and all gaming on Indian land in the United States are subject to the Indian Gaming Regulatory Act of 1988, (the "IGRA"), which is administered by the National Indian Gaming Commission, (the "NIGC"), the gaming regulatory agencies of tribal governments, and Class III gaming compacts between the tribes for which we manage casinos and the states in which those casinos are located. IGRA established three separate classes of tribal gaming-Class I, Class II and Class III. Class I includes all traditional or social games solely for prizes of minimal value played by a tribe in connection with celebrations or ceremonies. Class II gaming includes games such as bingo, pulltabs, punchboards, instant bingo and non-banked card games (those that are not played against the house) such as poker. Class III gaming includes casino-style gaming such as banked table games like blackjack, craps and roulette, and gaming machines such as slots and video poker, as well as lotteries and pari-mutuel wagering. Harrah's Ak-Chin and Harrah's Resort Southern California (Rincon) provide Class II gaming and, as limited by the tribal-state compacts, Class III gaming. Harrah's Cherokee currently provides only Class III gaming.

IGRA prohibits all forms of Class III gaming unless the tribe has entered into a written agreement or compact with the state that specifically authorizes the types of Class III gaming the tribe may offer. These compacts may address, among other things, the manner and extent to which each state will conduct background investigations and certify the suitability of the manager, its officers, directors, and key employees to conduct gaming on tribal lands. We have received our permanent certification from the Arizona Department of Gaming as management contractor for the Ak-Chin Indian Community's casino, a Tribal-State Compact Gaming Resource Supplier Finding of Suitability from the California Gambling Control Commission in connection with management of the Rincon San Luiseno Band of Indians casino, and have been licensed by the relevant tribal gaming authorities to manage the Ak-Chin Indian Community's casino, the Eastern Band of Cherokee Indians' casino and the Rincon San Luiseno Band of Indians' casino, respectively.

IGRA requires NIGC approval of management contracts for Class II and Class III gaming as well as the review of all agreements collateral to the management contracts. Management contracts which are not so approved are void. The NIGC will not approve a management contract if a director or a 10% stockholder of the management company:

- is an elected member of the Native American tribal government which owns the facility purchasing or leasing the games;
- has been or is convicted of a felony gaming offense;
- has knowingly and willfully provided materially false information to the NIGC or the tribe;
- has refused to respond to questions from the NIGC; or
- is a person whose prior history, reputation and associations pose a threat to the public interest or to effective gaming regulation and control, or create or enhance the chance of unsuitable activities in gaming or the business and financial arrangements incidental thereto.

In addition, the NIGC will not approve a management contract if the management company or any of its agents have attempted to unduly influence any decision or process of tribal government relating to gaming, or if the management company has materially breached the terms of the management contract or the tribe's gaming ordinance, or a trustee, exercising due diligence, would not approve such management contract. A management contract can be approved only after the NIGC determines that the contract provides, among other things, for:

- adequate accounting procedures and verifiable financial reports, which must be furnished to the tribe;
- tribal access to the daily operations of the gaming enterprise, including the right to verify daily gross revenues and income;
- minimum guaranteed payments to the tribe, which must have priority over the retirement of development and construction costs;
- a ceiling on the repayment of such development and construction costs; and
- a contract term not exceeding five years and a management fee not exceeding 30% of net revenues (as determined by the NIGC); provided that the NIGC may approve up to a seven year term and a management fee not to exceed 40% of net revenues if NIGC is satisfied that the capital investment required, and the income projections for the particular gaming activity require the larger fee and longer term.

Management contracts can be modified or canceled pursuant to an enforcement action taken by the NIGC based on a violation of the law or an issue affecting suitability.

Indian tribes are sovereign with their own governmental systems, which have primary regulatory authority over gaming on land within the tribes' jurisdiction. Therefore, persons engaged in gaming activities, including the company, are subject to the provisions of tribal ordinances and regulations on gaming. These ordinances are subject to review by the NIGC under certain standards established by IGRA. The NIGC may determine that some or all of the ordinances require amendment, and that additional requirements, including additional licensing requirements, may be imposed on the management company. The possession of valid licenses from the Ak-Chin Indian Community, the Eastern Band of Cherokee Indians and the Rincon San Luiseno Band of Indians, are ongoing conditions of our agreements with these tribes.

Riverboat Casinos

In addition to all other regulations applicable to the gaming industry generally, some of our riverboat casinos are also subject to regulations applicable to vessels operating on navigable waterways, including regulations of the U.S. Coast Guard. These requirements set limits on the operation of the vessel, mandate that it must be operated by a minimum complement of licensed personnel, establish periodic inspections, including the physical inspection of the outside hull, and establish other mechanical and operational rules.

Racetracks

We own slot machines at a thoroughbred racetrack in Bossier City, Louisiana, and we own a combination harness racetrack and casino in southeastern Pennsylvania in which the company, through various subsidiary entities, owns a 99.5% interest in the entity licensed by the Pennsylvania Gaming Control Board. In addition, regulations governing racetracks are typically administered separately from our other gaming operations, with separate licenses and license fee structures. For example, racing regulations may limit the number of days on which races may be held. In Kentucky, we own and operate Bluegrass Downs, a harness racetrack located in Paducah.

In 2015, we divested our 20% interest in Rock Ohio Caesars, LLC, a venture with Rock Ohio Ventures, LLC (formerly Rock Gaming, LLC); however, certain company subsidiaries continued as the employers and managers of the Ohio properties during part of 2016. Between March and June 2016, the management agreements of the Ohio properties terminated, and the employees of the three Ohio properties were transferred to the owner of each respective property.

Internet

An affiliate of the Company, Caesars Interactive Entertainment, Inc., engages in lawful real money online internet gaming activity in the United Kingdom through two outside third party operators. This internet gaming is offered to residents of the United Kingdom by the third party operators pursuant to remote casino operating licenses issued to these operators by the Gambling Commission, following the implementation of the point of consumption licensing regime from 1 November 2014. To date, the key gaming regulatory authorities governing online internet gaming are the UK Gambling Commission, the Gibraltar Regulatory Authority, the Alderney Gambling Control Commission and the Isle of Man Gambling Supervision Commission. Italy and France also legalized online internet gaming by private companies and, in June 2010, Denmark passed legislation legalizing online internet gaming. Caesars Interactive Entertainment, Inc., recently entered into agreements with third parties for the use of the World Series of Poker brand on online gaming websites in Italy and France. In addition, the State of Nevada legalized real money online internet poker within the State. The Nevada Gaming Commission adopted regulations and established licensing requirements for the operation of real money online internet poker in the State of Nevada. Caesars Interactive Entertainment, Inc., obtained the appropriate licenses in Nevada and, pursuant to a relationship with a third party software provider, field trial operation of its real money website began in September 2013. The State of New Jersey also legalized real money online internet gaming within the State. The New Jersey regulators adopted regulations and established licensing requirements for the operation of real money online internet gaming in the State of New Jersey. Caesars Interactive Entertainment New Jersey, LLC, a wholly owned subsidiary of Caesars Interactive Entertainment, Inc., obtained a casino license and was issued an Internet Gaming Permit, pursuant to relationships with two third software providers, operation of its real money websites began in November 2013.